



# BEST Precision Exit Devices & Trims Price List PL76 | January 2024



BEST: Setting the Standard for Security

## What's New

This price book dated January 2024 contains updated product and pricing information. All changes are listed below and take effect January 2, 2024.

### BEST Precision Exit Devices

- Prices increased by 3.7% (average)



# Contents

## General Information

|                              |   |
|------------------------------|---|
| Terms and Conditions of Sale | 3 |
| How to Order                 | 6 |
| Finishes                     | 7 |

## Wide Stile Devices

|  |    |
|--|----|
| PRECISION 2100 – Rim – Reversible, Wide Stile                  | 8  |
| PRECISION 2200 – Surface Vertical Rod – Reversible, Wide Stile | 9  |
| PRECISION 2300 – Mortise - Handed, Wide Stile                  | 10 |

## Narrow Stile Devices

|  |    |
|--|----|
| PRECISION 2400 – Rim - Non Handed, Narrow Stile                    | 11 |
| PRECISION 2600 – Concealed Vertical Rod - Non Handed, Narrow Stile | 12 |

## Wide Stile Devices

|  |    |
|--|----|
| PRECISION 2700 – Wood Door Concealed Vertical Rod - Reversible, Wide Stile | 13 |
| PRECISION 2800 – Concealed Vertical Rod - Reversible, Wide Stile           | 14 |

## Decorative Levers list Price

|                        |    |
|------------------------|----|
| 2900/4900 Series Trims | 15 |
|------------------------|----|

## PRECISION 5000 Series

|  |    |
|--|----|
| PRECISION 5100 – Precision Rim - Non Handed        | 16 |
| PRECISION 5200 – Surface Vertical Rod - Reversible | 17 |

## PRECISION 100, 200, 300 Series

|   |    |
|---|----|
| PRECISION 100 – Rim - 100 Handed, R100 Reversible, Crossbar | 18 |
| PRECISION 200 – Surface Vertical Rod - Non Handed, Crossbar | 19 |
| PRECISION 300 – Mortise - Handed, Crossbar                  | 20 |

## Arm-A Dor®

|   |    |
|---|----|
| 7R0 – Arm-A-Dor® – Security Exit Hardware | 21 |
|---|----|

## Trims

|                                       |    |
|---------------------------------------|----|
| Precision Wide & Narrow Stile, & Trim | 22 |
|---------------------------------------|----|

## Mullions

|          |    |
|----------|----|
| Mullions | 23 |
| Strikes  | 24 |

## Strikes & Accessories

|                     |    |
|---------------------|----|
| Accessories         | 24 |
| Electrical Products | 25 |

## Component Assemblies

|   |    |
|---|----|
| Precision Component Assemblies - Wide Stile   | 27 |
| Precision Component Assemblies - Narrow Stile | 29 |
| Precision Component Assemblies                | 30 |
| Precision Component Assemblies - Crossbar     | 31 |
| Precision Component Assemblies - Crossbar     | 32 |
| Trim Components Assemblies                    | 32 |

## Miscellaneous

|  |    |
|--|----|
| Weight Chart                                   | 33 |
| Quoting & Ordering                             | 34 |
| BEST Cylinder and Precision Exit Device Orders | 35 |
| Returned Authorization (RA) Non-Warranty       | 36 |
| Fulfillment Issues                             | 36 |

## Forms

|                                   |    |
|-----------------------------------|----|
| Order Form                        | 37 |
| Return Authorization Form Request | 38 |

NOTE: AS A RESULT OF BRAND MIGRATION FROM PRECISION TO BEST, PRECISION WILL BECOME THE PRODUCT NAME.

- APEX 2000 SERIES WILL NOW BE KNOWN AS BEST PRECISION 2000 SERIES
- RELIANT 5000 WILL NOW BE KNOWN AS BEST PRECISION 5000 SERIES
- OLYMPIAN 100; OLYMPIAN 200 AND OLYMPIAN 300 SERIES' WILL NOW BE KNOWN AS BEST PRECISION 100; 200 & 300 SERIES

**Acceptance.** The following Terms and Conditions of sale are applicable to all Quotations, Contract, Purchase Orders, Order Acknowledgement Forms, and sales of Seller's services and products, and are the only applicable terms and conditions thereto, except for terms establishing prices, quantities, delivery schedules, terms of payment, invoicing, shipping instructions, and the identification of the products associated with each transaction. If any conflict exists between the Terms and Conditions and a Quotation, Purchase Order, Order Acknowledgment form, or sale, these Terms and Conditions shall prevail BY REQUESTING A QUOTATION OF ORDERING ANY PRODUCTS OR SERVICES FROM SELLER, BUYER AGREES TO ALL THE FOLLOWING TERMS AND CONDITIONS. If a written contract signed by both parties is in existence covering the sale of the goods and services, the terms and conditions of the contract shall control to the extent they are inconsistent with these Terms and Conditions.

**1. Order Procedure.** Buyer may or may not request the preparation of a Quotation prior to ordering any products or services from Seller. Buyer then shall place a Purchase Order with Seller. By placing a Purchase Order, Buyer makes an offer to purchase products or services from Seller pursuant to these Terms and Conditions. Seller, in its discretion, may accept or reject the Purchase Order. If Seller accepts the Purchase Order, Seller shall issue an Order Acknowledgement Form confirming Buyer's order. No Purchase Order is binding on Seller unless accepted by Seller as provided in these Terms and Conditions.

**2. Quotations.** All Quotations by Seller are subject to change or withdrawal without prior notice to Buyer unless otherwise specifically stated in the Quotation. Quotation prices are valid on Purchase Orders placed within 90 days of the quote being issued, unless otherwise specifically stated in the quotation. If no order is placed within the stated time frame, prices may be adjusted to reflect the then-current published prices, surcharges, escalators, or other pricing adjustment due to, among other things, costs of materials, labor, transportation, taxes, duties, and other cost increases to Seller. All resulting Purchase Orders become effective only if and when approved and accepted in writing by Seller by the issuance of its Order Acknowledgement Form. Seller reserves the right to discontinue manufacture of any products or change products materials, design, or specifications without notice.

Quotation prices are valid on Purchase Orders placed within 90 days of the quote being issued, unless otherwise specifically stated in this quotation. If no order is placed within the stated time frame, prices may be adjusted to reflect the then-current published prices, surcharges, escalators, or other pricing adjustment due to, among other things, costs of materials, labor, transportation, taxes, duties, and other cost increases to Seller. All resulting Purchase Orders become effective only if and when approved and accepted in writing by Seller by the issuance of its Order Acknowledgement Form. All Quotations and resulting orders are subject to Seller's Terms and Conditions set forth in the price book

### 3. Site Requirements.

- a. The Quotation is contingent upon all work being performed during normal business hours unless otherwise negotiated and a mutually agreeable schedule. The Quotation is calculated on one continuous installation engagement based on acceptable site conditions where other dependent scopes have completed preparation for proposed materials (i.e. electrical work, floor work, adjacent construction). When Buyer has given authorization for work to begin, no other scopes may impede Seller's ability to complete installation in agreed upon area. Seller reserves the right to invoice for costs that are incurred due to unacceptable site conditions or delays by others resulting in additional installation visits.
- b. Signed acceptance by Buyer of shop drawings and/or submittals shall be interpreted as acceptance that proposed scope is the correct interpretation of construction documents. Any field verification and/or work required by others as detailed in the

submittal will be provided and coordinated by Buyer. Work shall not begin nor shall orders be placed for any projects until all shop drawings and submittals have been approved in writing by Buyer.

**4. Warranty.** Seller warrants only that all products sold pursuant to a Quotation or Purchase Order will conform to the description in the Price Book and will be free from defects in workmanship and materials. The duration of each product warranty is dependent on the particular product. Refer to EAD & DHW warranty statement. Extended warranties may be available for an additional cost. Seller is not responsible for defects or damages caused by wear and tear, consumable materials, vandalism, fires, storms, floods, acts of God, misuse, abuse or alteration by any company other than Seller. Seller further warrants that Buyer will receive good and valid title to the products. Any claim on account of nonconforming or defective products or for any other cause whatsoever shall conclusively be deemed waived by Buyer unless written notice thereof is given to Seller promptly after discovery but no later than sixty (60) days from date of shipment. Seller shall have the right either to replace or repair any nonconforming or defective products, to refund the purchase price upon return of the products, or to grant a reasonable allowance on account of such nonconformance or defect Seller's liability and Buyer's exclusive remedy for nonconforming or defective products shall be limited solely to replacement, repair, refund, or allowance as Seller may elect. Seller shall be given reasonable opportunity to investigate all claims and no materials shall be returned to Seller until after inspection and approval by Seller and receipt by Buyer of written shipping instructions from Seller. Buyer acknowledges and agrees that the remedies set forth in this paragraph are Buyer's exclusive remedies for the delivery of nonconforming or defective products.

### Additional Warranties

- a) No credit will be provided for any work completed by others during warranty term.
- b) Warranty work will be performed during normal business hours with our standard response times. Any warranty work taking place beyond normal business hours or with expedited response time may be billable.
- c) Products repaired or replaced under the warranty are warranted only through the remainder of the original warranty period.

**Disclaimer of Further Warranties.** Except as set forth above, there is no warranty, representation, or condition of any kind, express or implied (including no warranty of merchantability or fitness of the products for any use contemplated by Buyer) concerning Seller's products or services and none shall be implied by law.

**5. Limitation of Liability and Remedies.** Seller shall not be liable, and Buyer waives all claims against Seller for any incidental, consequential, or special damages, including without limitation, lost revenues and profits even if Seller has been advised of the possibility of such damages. Buyer's exclusive remedy for any cause of action under these Terms and Conditions is a claim for damages and in no event will damages or any other recovery of any kind against Seller exceed the purchase price of the specific products or services as to which the claim is made. Seller will not be liable to Buyer for any loss, damage, or injury to persons or property resulting from the handling, storage, transportation, resale, or use of the products in manufacturing processes, or in combination with other substances, or otherwise.

**6. Intellectual Property Indemnification.** (a) Seller agrees to defend, indemnify and hold Buyer harmless against any claims, costs, damages, liability and expenses resulting from actual or alleged patent, trademark, or copyright infringement, misappropriation of confidential information, or violation of any other intellectual property right, domestic or foreign, in the selling or use of any part or product that is owned by Seller and that pertains to the subject matter of a Quotation, Purchase Order, or sale of products or services (provided that the product is not modified in

anyway by Buyer or any other party, and that the product is used in the manner intended by Seller). If a suit or claim results in any injunction or any other order that would prevent Seller from supplying any product falling under a Quotation, Purchase Order, or sale, or if the result of such a suit or claim would, in the reasonable opinion of Seller, otherwise cause Seller to be unable

to supply such products, Seller shall have the right, at its option, if it so chooses, to do one or more of the following: (i) secure an appropriate license to permit Seller to continue supplying the products to Buyer; (ii) modify the relevant product so that it becomes non-infringing, provided that any modification does not cause any material change to the operation or performance of the product; or (iii) replace the relevant product with a non-infringing but practically equivalent product. (b) Buyer agrees to defend, indemnify, and hold Seller harmless against any claims, costs, damages, liability and expenses resulting from actual or alleged patent, trademark, or copyright infringement, misappropriation of confidential information, or violation of any other intellectual property right, domestic or foreign, in the making, using or selling of any product or using any process that is owned by Buyer or is designed or specified by Buyer and that pertains to the subject matter of a Quotation, Purchase Order, or sale.

**7. Ownership of Inventions.** All drawings, know-how, designs, confidential information, and the like disclosed to Buyer by Seller and all rights therein will remain the property of Seller. Buyer shall have no claim to, ownership interest in, no license to, or no rights to any information provided or communicated by Seller.

**8. Lead Times.** If applicable, lead times are based on standard requirements by factory to provide materials proposed. Ship dates will be provided as estimate only once order is placed with the factory. Adequate packaging will be provided for any normal shipping circumstance such that materials will be protected and labeled as required. Special packaging may be provided for an additional expense. Shipping will be cost effective unless expedited fees are accepted by Buyer. If materials are to be provided to job site or Buyer location, dormakaba will make an informed decision as to the best instruction to provide the shipping company. If materials are not required to have direct delivery, materials will be brought to branch for pickup by Buyer. All freight terms shall be FOB. Any claims for damage in transit or lost freight, receiving, and inspection of materials is the responsibility of Buyer. It is a requirement of Buyer to inspect and review all materials prior to accepting shipment.

**9. Title/Risk of Loss.** All products shall be shipped FOB Seller's manufacturing facility to Buyer's designated delivery location. Unless otherwise agreed by the parties, Seller shall select the method of and carrier for the products. Seller reserves the right to ship items in a single or in multiple shipments. Title and risk of loss to products ordered passes to Buyer upon delivery of the products to the freight carrier. Unless mutually agreed upon in writing, shipping dates are approximate and are based upon prompt receipt of all necessary information.

**10. Prices.** Quoted price is valid for 90 days. Seller reserve the right to revise quotations after the 90 days. All accepted Purchase Orders are subject to Seller's price in effect at time of shipment. Buyer shall be responsible for any increase in freight rates or transportation charges occurring after Seller prepared the Order Acknowledgment Form. on the Order Acknowledgment Form. Buyer shall pay to Seller in addition to the purchase price the amount of all fees, duties, licenses, and all sales, use, privilege, occupation, excise, or other taxes, federal, state, local, or foreign which Seller is required to pay or collect in connection with products or services sold to Buyer.

**11. Payments.** Unless otherwise agreed in writing between the parties, all Seller's invoices are payable within thirty (30) days of their date. Time is of the essence. Interest on past due amounts will be assessed at the rate of 2% per month (24% per annum), or the maximum allowable by law.

Seller reserves the right to full payment upon completion of work unless credit is pre-established. For any work requiring materials purchase or scheduling, a 50% deposit is due at time of proposal acceptance. Twenty

percent (20%) of the Quotation, Purchase Order value may be billed after job award. Joint check agreements may be requested at the discretion of Seller. If payment is outstanding for any one account, work may be stopped and outstanding orders cancelled until account is restored. Should Seller require the use of collection, attorney's fees, or fees for insufficient funds, Buyer agrees that these funds will be repaid to Seller. Seller retains the right to file a lien against all or part of the property being improved. Seller reserves the right to add a 2.5% charge if invoice becomes delinquent beyond terms.

**12. Cancellation.** In the event a Buyer's Purchase Order and the issuance of an Order Acceptance Form is cancelled, it will be subject to standard 35% restocking fees, cancellation fees, engineering fees, materials & freight costs incurred, and administrative fees. Standard cancellation is 20% of order as long as no materials have been ordered. Should Buyer release material orders, Buyer will be liable for that portion of the job and 20% of the remaining amount of work unperformed/unordered.

**13. Storage.** If applicable, Seller reserves the right to implement a storage fee if delivery is delayed after agreed upon date. Should project timeline require storage of materials, Seller reserves the right to bill for those materials at the time they have been received at a Seller location, Buyer location, or at job site. Certificate of insurance for stored materials can be provided to Buyer upon request. Signed acceptance by Buyer of shop drawings and/or submittals shall be interpreted as acceptance that proposed scope is the correct interpretation of construction documents. Any field verification and/or work required by others as detailed in the submittal will be provided and coordinated by Buyer.

**14. Insolvency.** Seller may, at any time or times, suspend performance of any order or require payment in cash, security, or other adequate assurance satisfactory to Seller when, in Seller's opinion, the financial condition of Buyer or other grounds for insecurity, including the filing of a petition for bankruptcy, warrant such action.

**15. Force Majeure.** Seller shall not be liable for any delay in fulfilling any order due to (a) fires, floods, strikes, or other labor disputes, accidents to machinery, acts of sabotage, riots, precedence or priorities granted at the request or for the benefit, directly or indirectly, of the federal or any state government or any subdivision or agency thereof, delays in transportation or lack of transportation facilities, restrictions imposed by federal or state legislation or rules of regulations thereunder; or (b) any cause beyond the control of Seller.

**16. Ownership of Equipment.** Unless otherwise agreed in a writing, all material, equipment, facilities, and special tooling, which term includes but is not limited to jigs, dies, fixtures, molds, patterns, special taps, special gauges, special test equipment, and manufacturing aids and replacements thereof, used in the manufacture of the products covered by any order shall remain the property of Seller. Any material, tooling, and equipment furnished to Seller by Buyer shall be and remain the personal property of Buyer with the title to and right of possession remaining in Buyer.

**17. Confidential Information.** All information furnished or made available by Seller to Buyer in connection with a transaction shall be held in confidence by Buyer. Buyer agrees not to use such information or disclose such information to others without Seller's prior written consent. The obligations of this paragraph does not apply to any information which (a) at the time of disclosure was, or thereafter becomes, generally available to the public by publication or otherwise through no breach by Buyer of any obligation herein, (b) Buyer can show by written records was in Buyer's possession prior to disclosure by the disclosing party, (c) is legally made available to Buyer by or through a third party having no direct or indirect confidentiality obligation to Seller with respect to such information, (d) was independently developed by Buyer without use of any of Seller's confidential information, or (e) is required to be disclosed pursuant to applicable law.

**18. Waiver.** No waiver by Seller of any of these Terms and Conditions shall be effective unless explicitly set forth in writing and signed by Seller. No failure to exercise, or delay in exercising, any rights, remedy, power,

## Terms and Conditions of Sale (con't)

## General Information

or privilege arising from these Terms and Conditions shall operate or be construed as a waiver thereof, nor shall any single or partial exercise of any right, remedy, power, or privilege hereunder preclude any other or further exercise thereof or the exercise of any other right, remedy, power or privilege.

**19. Assignment.** No assignment of any right or interest or delegation of any obligation or performance of Buyer under this order may be made without the prior written consent of Seller. Any attempted assignment or delegation will be wholly void and totally ineffective for all purposes.

**20. Choice of Law.** All sales, agreements for sale, offers to sell, proposals, acknowledgments and contracts of sale, including, but not limited to, Purchase Orders accepted by Seller, shall be considered a contract under the laws of the State of Delaware, and the rights and duties of all persons, and the construction and effect of all provisions hereof, shall be governed by and construed according to the laws of the State of Delaware.

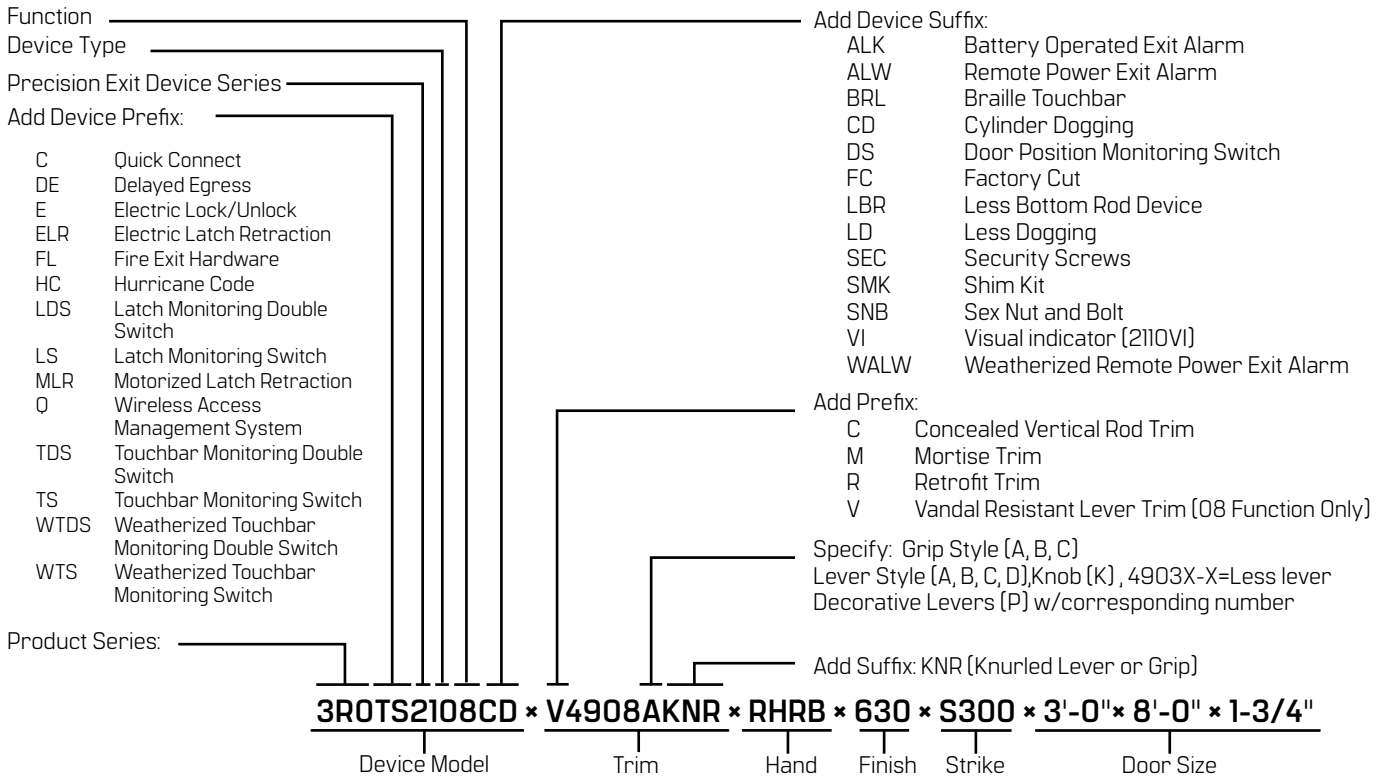
**21. Integration Clause.** These Terms and Conditions constitute the entirety of terms and conditions, except as set forth in paragraph one, governing the sale and purchase of products and services sold by Seller. No modification of these Terms and Conditions shall be of any force or effect unless in writing and signed Seller and Buyer. Buyer may desire to utilize its own form of acknowledgment or acceptance of these Terms and Conditions. However, the use of any such form shall be for convenience only. No modification of these Terms and Conditions shall be affected by the acknowledgment or acceptance of purchase orders, shipping instruction forms, bills of lading or any other document containing terms or conditions at variance with or in addition to those set forth herein, all such varying or additional terms being hereby objected to and rejected by Seller and deemed to be waived by Buyer.

**22. Installation Projects. Communication:** Buyer shall communicate all of these installation terms to any end-user receiving installation services from dormakaba. **Work Execution:** Any installation quote is prepared with the understanding that openings within the scope of work ("Work") have doors and frames in good working order. dormakaba will perform the Work in the order set forth in a field survey conducted by an end-user, an end-user consultant, or Buyer prior to beginning the installation. Work shall occur weekdays during normal business hours (M-F, 8am – 5pm, local time). Work performed outside of normal business hours is available at a rate of 135% of the normal base rate. Any Work requested to be performed outside of normal business hours will require start and stop time confirmation with installation site, such start and stop time to be obtained by the Buyer or the end-user. Installation Projects are performed as one continuous installation event, from commencement until the completion of the installation. Unless specifically noted otherwise in writing, there will be additional charges for delays or additional trips not caused by dormakaba. Commencement of installation is conditioned on acceptable site conditions, including the completion of dependent scopes of work (e.g., electrical work, keying meetings, distribution of credentials). When Buyer or end-user has given authorization for work to begin, Buyer or end-user shall ensure no other scopes may impede dormakaba's ability to complete installation in agreed upon area. dormakaba reserves the right to assess a fee for costs incurred due to unacceptable site conditions or delays by others resulting in additional installation visits. Union labor, prevailing wage, and certified payroll are excluded from the installation quote unless otherwise set forth in writing. Insurance certificates will be provided upon request. Coverage is limited to the types and amounts set forth on the insurance certificate. Includes execution of materials only as detailed within proposal. **Additional Charges:** Additional charges may be assessed for delays or additional install time to correct any deficiencies or discrepancies between scope of work and actual jobsite. Any dormakaba materials delivered to Buyer but missing from installation site will be reordered at customer's expense. Any hardware changes or change orders shall be quoted on a separate proposal and timeline. **Storage:** dormakaba reserves the right to assess a storage fee if Buyer or end-user causes delivery to be delayed after the agreed upon delivery date. Should project timeline require storage of materials after delivery to Buyer or end-user, through no act or omission of dormakaba, dormakaba reserves the right to assess a storage fee, Buyer location, or at job site. Certificate of insurance for stored materials can be provided to Buyer upon request. **Exclusions:** Unless explicitly included in the installation quote, these are excluded: Distribution to staff of any form

of keys, fobs or cards or credentials; any temporary security, barricades, or signage; all carpentry work outside of this specification including drywall, paint, framing, patching of existing holes, etc.; union labor, prevailing wage & certified payroll unless noted otherwise; permits are the responsibility of the end-user; Any special consideration for asbestos and lead paint hazards; any bonds; disposal of material and packaging; damage from negligence, vandalism or Force Majeure; cleaning of site beyond broom clean; cost for special insurance requirements; consumable materials (e.g., batteries); any electrical work including 120v connections and low voltage wiring pulls; and other similar categories of labor and materials not included in the installation quote.

**23. Installation Warranty** dormakaba will provide one (1) year warranty on materials to be free from manufacturer defects and on installation labor performed. Extended warranties are available for an additional cost. dormakaba is not responsible for defects or damages caused by wear and tear, consumable materials (e.g., batteries), vandalism, fires, storms, floods, acts of God, misuse, abuse, or alteration on by any company other than dormakaba. No credit will be provided for any work completed by others during warranty term. dormakaba reserves the right to withhold the performance of warranty work if Buyer payments have become past due. Warranty work will be performed during normal business hours with our standard response times. Any warranty work taking place beyond normal business hours or with expedited response time may be billable. In the event that Buyer, its agents, employees, successors, and/or assigns tampers with, misuses, removes any parts, or adds any parts or equipment, Buyer agrees to indemnify, save and hold harmless dormakaba, its agents, employees, successors, and/or assigns, from any and all liability, damages, or losses, including reasonable attorney's fees, arising out of, or incidental to, the aforementioned conduct. dormakaba warrants that all goods manufactured by dormakaba and all services provided by dormakaba hereunder will be free from defects in workmanship and materials for twelve (12) months from the date of final project invoice to the carrier, unless sold as "With All Faults", "Shop", "As Is", "As They Stand" or other similar designation. Products repaired or replaced under the warranty are warranted only through the remainder of the original warranty period.

April 2023



**DEVICE ONLY:** List quantity, device model w/function, hand, finish, strike, and door size including thickness.  
Note: For greater exit device mounting heights, see extended bottom rods.



---

## FINISHES

For standard finishes in each series, see individual product pages. For other finishes, consult factory.

| BHMA  | US    | DESCRIPTION  |
|-------|-------|--|
| 600*  | USP   | Primed for Paint   |
| 605   | US3   | Bright Brass, Clear Coated                                       |
| 606   | US4   | Satin Brass, Clear Coated  |
| 612   | US10  | Satin Bronze, Clear Coated                                       |
| 613   | US10B | Satin Bronze, Oxidized, Oil Rubbed                               |
| 622   |       | Powder Coat Black  |
| 625   | US26  | Bright Chrome Plated   |
| 626W  |       | Weatherized Satin Chrome   |
| 628   | US28  | Satin Aluminum, Clear Anodized                                   |
| 630   | US32D | Satin Stainless Steel  |
| 630AM |       | Satin Stainless Steel with<br>UltraShield™ Antimicrobial coating |
| 689*  | ---   | Aluminum Paint / Powder Coat                                     |
| 690   |       | Powder Coat Dark Bronze  |
| 695*  | ---   | Dark Bronze Paint / Powder Coat                                  |

UltraShield™ Antimicrobial finish coating option available to Precision & Precision Exit Devices & Trims. 630AM list price add \$90.00 Exit Devices, \$37.00 Trims

## SPLIT FINISHES

When split finish is specified, the finish listed first is for outside trim. To obtain proper list price, add "Device Only" price (see specific device page), to appropriate "Trim" price. \*Mullion finishes 689 & 695 finishes for Precision series exit devices.

## DEVICES FOR DOOR WIDTHS

Stock Size for 3'-0" or 4'-0" wide door is available for all series of devices. Stock Size for 2'-0" to 2'-6" wide door is also available for Precision wide stile only. For factory cutting add \$23.00 list per device cutting charge (FC). Please provide cut required details. Factory cuts limit product option capability.

## DOOR THICKNESS

Rim and Surface Vertical Rod exit device accommodates doors ranging from 1-3/4"– 2-1/4" Mortise and Concealed Vertical Rod exit devices accommodate 1-3/4" thick doors. For applications exceeding the door thickness referenced above, please consult Product Support. Additional charges will apply.

## FASTENERS

Furnished standard with machine screws and full thread wood/sheet metal screws. Specify Sex Nuts and Bolts "SNB" where recommended or required by the door manufacturer.

## SEX NUTS & BOLTS (Not furnished standard)

**1/4-20 Thread** – When used with top & bottom surface vertical rod latches: (Part # 02399-91 x Finish).

**10-24 Thread** – When used with end cap bracket, active case and rod guides: (Part # 02408-91 x Finish). If Sex Nuts and Bolts are required, see individual device pages for quantity required and pricing. To order separately, specify "SNB" x Finish. See exit device page for sex bolt pricing.

## SECURITY SCREWS

All exposed screws will be Torx® pin tamper resistant machine screws. Specify "SEC" Security Screws. If Security Screws are specified see individual device pages for the price.

# 2100 – Precision Rim – Reversible, Wide Stile

Wide Stile Devices



Pull Trim



Lever/Knob Trim

| Outside Function  |                           | Device × Trim | 628      | 606, 612 613, 622, 630, 690 | 626W Weatherized | 605, 625 |
|-------------------|---------------------------|---------------|----------|-----------------------------|------------------|----------|
| <b>Pull Trim:</b> |                           |               |          |                             |                  |          |
| 01                | Exit only, cover plate    | 2101 × 1701   | 2,217.00 | 2,552.00                    | 2,790.00         | 2,852.00 |
| 02                | Exit only, dummy trim     | 2102 × 1702A  | 2,483.00 | 2,818.00                    | 3,056.00         | 3,131.00 |
| 03                | Key retracts latchbolt    | 2103 × 1703A  |          |                             |                  |          |
| 05                | Key controls thumb piece  | 2105 × 1705A  | 2,663.00 | 2,998.00                    | 3,236.00         | 3,315.00 |
| 15                | Thumb piece always active | 2115 × 1715A  |          |                             |                  |          |

(Devices with 2000C Series Trim are the same price)

|                         |   |                               |          |          |          |          |
|-------------------------|---|-------------------------------|----------|----------|----------|----------|
| <b>Lever/Knob Trim:</b> |   |                               |          |          |          |          |
| 01                      | Exit only, cover plate  | 2101 × 4901                   | 2,274.00 | 2,609.00 | 2,847.00 | 2,904.00 |
| 02                      | Exit only, dummy trim   | 2102 × 4902A                  | 2,766.00 | 3,101.00 | 3,339.00 | 3,524.00 |
| 03                      | Key retracts latchbolt  | 2103 × 4903A or 4903X         |          |          |          |          |
| 08                      | Key controls lever/knob   | 2108 × 4908A                  | 2,951.00 | 3,286.00 | 3,524.00 | 3,709.00 |
| 08                      | Key controls lever  | 2108 × V4908A                 |          |          |          |          |
| 14                      | Lever/knob always active  | 2114 × 4914A                  | 3,458.00 | 3,795.00 | 4,076.00 | 4,261.00 |
| 10*                     | Inside key controls lever/knob<br>Outside key retracts latchbolt                                      | 2110 × 4908A<br>2110 × V4908A |          |          |          |          |
| 10VI*                   | Inside key controls lever/knob, Includes Visual Lock/Unlock Indicator, Outside key retracts latchbolt | 2110VI × 4908A or V4908A      | 3,743.00 | 4,064.00 | 4,368.00 | 4,553.00 |

Lock/Unlock Indicator, Outside key retracts latchbolt

|                     |                            |   |          |          |          |          |
|---------------------|----------------------------|---|----------|----------|----------|----------|
| <b>Device Only:</b> |                            |   |          |          |          |          |
|                     | 01, 02, 03, 05, 08, 14, 15 | 21, 2101, 2102, 2103*, 2105, 2108, 2114, 2115 | 2,026.00 | 2,361.00 | 2,599.00 | 2,599.00 |

\*2103 Device × Cylinder Only Application includes Cylinder Attachment Kit "CA-03"

\* Double cylinder 10 & 10VI function is handed. Rim cylinder or thumb-turn sold separately. Hex or cylinder dogging not recommended for use with 2110 & 2110VI double cylinder function.

|   |   |                                 |          |          |          |          |
|---|---|---------------------------------|----------|----------|----------|----------|
| E | Elec. Device<br>Electric Lock/Unlock Outside Trim | E2103 × 4908A<br>E2103 × V4908A | 3,762.00 | 4,097.00 | 4,335.00 | 4,520.00 |
|---|---|---------------------------------|----------|----------|----------|----------|

|    |   |  |  |  |  |                   |
|----|---|--|--|--|--|-------------------|
| FL | <b>Fire Rated Hardware Specify prefix "FL" (e.g. FL2103) Dogging option NOT available</b> |  |  |  |  | <b>Add 251.00</b> |
|----|---|--|--|--|--|-------------------|

## Options

| Prefix | (add to device #)  | Add      | Suffix | (add to device #)                                      | Add      |
|--------|--|----------|--------|--|----------|
| C      | Pre-Terminated Quick Connect Plug **                           | N/C      | ALK    | Exit Alarm: battery operated kit (9V battery included) | 830.00   |
| DE     | Delayed Egress: REQUIRES PSI61-6 Power Supply                  | 2351.00  | ALW    | Exit Alarm: remote power kit (12 or 24 VDC)            | 830.00   |
| E      | Electric Lock/Unlock with Lock/Unlock monitoring (see above)   | -        | BRL    | Braille Touchbar                                       | 142.00   |
| ELR    | Electric Latch Retraction: REQUIRES ELR150 Series Power Supply | 1,155.00 | CD     | Cylinder Dogging: 1-1/4" Mortise Cylinder not included | 127.00   |
| HC     | Hurricane Code Device  | 57.00    | DS     | Door Position Monitoring Switch                        | 176.00   |
| LDS    | Latchbolt Monitoring Double Switch                             | 391.00   | FC     | Factory Cut  | 23.00    |
| LS     | Latchbolt Monitoring Switch                                    | 320.00   | LD     | Less Dogging   | -        |
| MLR    | Motorized Latch Retraction                                     | 1,362.00 | SEC    | Security Screws  | 74.00    |
| Q      | Wireless Access Management System                              | 701.00   | SNB    | Sex Nut and Bolt (6 req'd) without Trim                | 114.00   |
| TDS    | Touchbar Monitoring Double Switch                              | 403.00   | SNB    | Sex Nut and Bolt (2 req'd) with Trim                   | 38.00    |
| TS     | Touchbar Monitoring Switch                                     | 331.00   | WALW   | Weatherized Exit Alarm: Remote power (24 VDC)          | 1,077.00 |
| WTDS   | Weatherized Touchbar Monitoring Double Switch                  | 583.00   |        |  |          |
| WTS    | Weatherized Touchbar Monitoring Switch                         | 466.00   |        |  |          |

**NOTES:** • UltraShield™ Antimicrobial finish coating option available to Precision Exit Devices & Trims.

- 630AM list price for Exit Devices Add 90.00  
- 630AM list price for Trims Add 37.00

• Devices for Retrofit Applications prefix Trim with the letter "R" (e.g. R4908A).

• Devices are priced less cylinders. If cylinder is required please see cylinders.

• Devices for 3'-0" door are furnished standard.

• Devices for 2'-6" & 4'-0" doors are available at **no extra charge**.

\*\* See Hinges & Door Accessories price book for Wire Harness product

SPLIT FINISHES: When split finish is specified, the finish listed first is for outside trim. To obtain proper list price, add "Device Only" price to appropriate "Trim" price.

**To Order:** Specify: Device No. with options × Trim × Hand × Finish × Door Width, Height and Thickness.

# 2200 – Precision Surface Vertical Rod – Reversible, Wide Stile

Wide Stile Devices



Pull Trim



Lever/Knob Trim

| Outside Function  | Device × Trim   | 628   | 606, 612 613, 622, 630, 690 | 626W Weatherized | 605, 625 |                   |
|---|---|---|-----------------------------|------------------|----------|-------------------|
| <b>Pull Trim:</b>   |   |   |                             |                  |          |                   |
| 01 Exit only, cover plate   | 2201 × 1701   | 3,105.00                                      | 3,456.00                    | 3,730.00         | 3,792.00 |                   |
| 02 Exit only, dummy trim  | 2202 × 1702A  | 3,371.00                                      | 3,722.00                    | 3,996.00         | 4,071.00 |                   |
| 03 Key retracts latchbolt   | 2203 × 1703A  |   |                             |                  |          |                   |
| 05 Key controls thumb piece   | 2205 × 1705A  | 3,551.00                                      | 3,902.00                    | 4,176.00         | 4,255.00 |                   |
| 15 Thumb piece always active  | 2215 × 1715A  |   |                             |                  |          |                   |
| (Devices with 2000C Series Trim are the same price)                               |   |   |                             |                  |          |                   |
| <b>Lever/Knob Trim:</b>   |   |   |                             |                  |          |                   |
| 01 Exit only, cover plate   | 2201 × 4901   | 3,162.00                                      | 3,513.00                    | 3,787.00         | 3,844.00 |                   |
| 02 Exit only, dummy trim  | 2202 × 4902A  | 3,654.00                                      | 4,005.00                    | 4,279.00         | 4,464.00 |                   |
| 03 Key retracts latchbolt   | 2203 × 4903A or 4903X   |   |                             |                  |          |                   |
| 08 Key controls lever/knob  | 2208 × 4908A  | 3,839.00                                      | 4,190.00                    | 4,464.00         | 4,649.00 |                   |
| 08 Key controls lever   | 2208 × V4908A   |   |                             |                  |          |                   |
| 14 Lever/knob always active   | 2214 × 4914A  |   |                             |                  |          |                   |
| <b>Device Only:</b>   |   |   |                             |                  |          |                   |
|   | 01, 02, 03, 05, 08, 14, 15  | 22, 2201, 2202, 2203*, 2205, 2208, 2214, 2215 | 2,914.00                    | 3,265.00         | 3,539.00 | 3,539.00          |
| *2203 Device × Cylinder Only Application includes Cylinder Attachment Kit "CA-03" |   |   |                             |                  |          |                   |
| E   | Elec. Device [see above]  | E2203 × 4908A                                 | 4,966.00                    | 5,317.00         | 5,591.00 | 5,776.00          |
| FL  | <b>Fire Rated Hardware Specify prefix "FL" (e.g. FL2103) Dogging option NOT available</b> |   |                             |                  |          | <b>Add 251.00</b> |

## Options

| Prefix (add to device #)   | Add      | Suffix (add to device #)  | Add      |
|--|----------|---|----------|
| C Pre-Terminated Quick Connect Plug**                              | N/C      | ALK Exit Alarm: battery operated kit (9V battery included)                            | 830.00   |
| DE Delayed Egress: REQUIRES PS161-6 Power Supply                   | 2,351.00 | ALW Exit Alarm: remote power kit (12 or 24 VDC)                                       | 830.00   |
| ELR Electric Latch Retraction: REQUIRES ELR150 Series Power Supply | 1,155.00 | BRL Braille Touchbar  | 142.00   |
| HC Hurricane Code Device (SNB required - see notes below)          | 57.00    | CD Cylinder Dogging: 1-1/4" Mortise Cylinder not included                             | 127.00   |
| LS Latchbolt Monitoring Switch                                     | 320.00   | DS Door Position Monitoring Switch  | 176.00   |
| MLR Motorized Latch Retraction                                     | 1,362.00 | FC Factory Cut  | 23.00    |
| Q Wireless Access Management System                                | 701.00   | LBR Less Bottom Rod (no extra charge)   | -        |
| TDS Touchbar Monitoring Double Switch                              | 403.00   | LD Less Dogging   | -        |
| TS Touchbar Monitoring Switch                                      | 331.00   | SEC Security Screws   | 74.00    |
| WTDS Weatherized Touchbar Monitoring Double Switch                 | 583.00   | SNB SNB Sex Nut and Bolt (10 req'd - not including rod guides) without Trim           | 190.00   |
| WTS Weatherized Touchbar Monitoring Switch                         | 466.00   | SNB SNB Sex Nut and Bolt (8 req'd - not including rod guides) LBR Device without Trim | 152.00   |
|  |          | SNB SNB Sex Nut and Bolt (6 req'd - not including rod guides) with Trim               | 114.00   |
|  |          | SNB SNB Sex Nut and Bolt (4 req'd - not including rod guides) LBR Device with Trim    | 76.00    |
|  |          | TMB Transom Bracket   | 91.00    |
|  |          | WALW Weatherized Exit Alarm: remote power (24 VDC)                                    | 1,077.00 |

**NOTES:**

- UltraShield™ Antimicrobial finish coating option available to Precision Exit Devices & Trims.
  - 630AM list price for Exit Devices Add 90.00
  - 630AM list price for Trims Add 37.00
- Devices for Retrofit Applications prefix Trim with the letter "R" (e.g. R4908A)
- HC 2200 only Sex Nut and Bolts – SNB are required for Top and Bottom Latches
- Devices are priced less cylinders. If cylinder is required please see cylinders.
- Devices for 3'-0" door are furnished standard.
- Devices for 2'-6" & 4'-0" doors are available at **no extra charge**.
- Top Rod for 7'-0" high door is furnished standard.
- Top Rod for 8'-0" to 12'-0" high door is available at **no extra charge**. (See catalog for fire rating).


\* Rod and Latch Guards provided by others  
 \*\* See Hinges & Door Accessories price book for Wire Harness product

SPLIT FINISHES: When split finish is specified, the finish listed first is for outside trim. To obtain proper list price, add "Device Only" price to appropriate "Trim" price.

**To Order:** Specify: Device No. with options × Trim × Hand × Finish × Door Width, Height and Thickness.

# 2300 – Precision Mortise - Handed, Wide Stile

Wide Stile Devices



Pull Trim



Lever/Knob Trim

| Outside Function   |  | Device × Trim                            | 628      | 606, 612 613, 622, 630, 690 | 626W Weatherized | 605, 625          |
|--|--|--|----------|-----------------------------|------------------|-------------------|
| <b>Pull Trim:</b>  |  |  |          |                             |                  |                   |
| 01   | Exit only, cover plate   | 2301 × 1701                              | 3,055.00 | 3,409.00                    | 3,672.00         | 3,734.00          |
| 02   | Exit only, dummy trim  | 2302 × 1702A                             | 3,321.00 | 3,675.00                    | 3,938.00         | 4,013.00          |
| 03   | Key retracts latchbolt   | 2303 × 1703A                             |          |                             |                  |                   |
| 05   | Key controls thumb piece (A grip only)   | 2305 × M1705A                            | 3,501.00 | 3,855.00                    | 4,118.00         | 4,197.00          |
| 15   | Thumb piece always active (A grip only)  | 2315 × M1715A                            |          |                             |                  |                   |
| (Devices with M2000C Series Trim are the same price)<br>(Note: B & C grip pull handles are not available in the 05 and 15 functions) |  |  |          |                             |                  |                   |
| <b>Lever/Knob Trim:</b>  |  |  |          |                             |                  |                   |
| 01   | Exit only, cover plate   | 2301 × 4901                              | 3,112.00 | 3,466.00                    | 3,729.00         | 3,786.00          |
| 02   | Exit only, dummy trim  | 2302 × 4902A                             | 3,604.00 | 3,958.00                    | 4,221.00         | 4,406.00          |
| 03   | Key retracts latchbolt   | 2303 × M4903A or M4903X                  |          |                             |                  |                   |
| 08   | Key controls lever/knob  | 2308 × M4908A                            | 3,789.00 | 4,143.00                    | 4,406.00         | 4,591.00          |
| 08   | Key controls lever   | 2308 × VM4908A                           |          |                             |                  |                   |
| 14   | Lever/knob always active   | 2314 × M4914A                            | 4,296.00 | 4,652.00                    | 4,958.00         | 5,143.00          |
| 10   | Inside key controls lever/knob<br>Outside key retracts latchbolt                         | 2310 × M4908A<br>2310 × VM4908A          |          |                             |                  |                   |
| 10   | Inside key controls lever/knob   | 2310 × M4914A                            |          |                             |                  |                   |
| <b>Device Only:</b>  |  |  |          |                             |                  |                   |
|  | 01, 02, 03, 05, 08, 14, 15   | 2301, 2302, 2303, 2305, 2308, 2314, 2315 | 2,864.00 | 3,218.00                    | 3,481.00         | 3,481.00          |
| *2103 Device × Cylinder Only Application includes Cylinder Attachment Kit "CA-03"  |  |  |          |                             |                  |                   |
| E  | Elec. Device<br>Electric Lock/Unlock Outside Trim  | E2303 × M4908A<br>E2303 × VM4908A        | 4,757.00 | 5,111.00                    | 5,374.00         | 5,559.00          |
| FL   | <b>Fire Rated Hardware</b> Specify prefix "FL" (e.g FL2303) Dogging option NOT available |  |          |                             |                  | <b>Add 251.00</b> |

## Options

| Prefix | (add to device #)  | Add      | Suffix | (add to device #)                                      | Add      |
|--------|--|----------|--------|--|----------|
| C      | Pre-Terminated Quick Connect Plug **<br>(available to one electrical feature for the 2300 panic exit device) | N/C      | ALK    | Exit Alarm: battery operated kit (9V battery included) | 830.00   |
| DE     | Delayed Egress: REQUIRES PS161-6 Power Supply  | 2,351.00 | ALW    | Exit Alarm: remote power kit (12 or 24 VDC)            | 830.00   |
| E      | Electric Lock/Unlock with Lock/Unlock monitoring (see above)   | -        | BRL    | Braille Touchbar                                       | 142.00   |
| ELR    | Electric Latch Retraction: REQUIRES ELR150 Series Power Supply   | 1,155.00 | CD     | Cylinder Dogging: 1-1/4" Mortise Cylinder not included | 127.00   |
| HC     | Hurricane Code Device  | 57.00    | DS     | Door Position Monitoring Switch                        | 176.00   |
| LS     | Latchbolt Monitoring Switch  | 320.00   | FC     | Factory Cut  | 23.00    |
| MLR    | Motorized Latch Retraction   | 1,362.00 | LD     | Less Dogging   | -        |
| TDS    | Touchbar Monitoring Double Switch  | 403.00   | SEC    | Security Screws  | 74.00    |
| TS     | Touchbar Monitoring Switch   | 331.00   | SNB    | Sex Nut and Bolt (6 req'd) without Trim                | 114.00   |
| WTDS   | Weatherized Touchbar Monitoring Double Switch  | 583.00   | SNB    | Sex Nut and Bolt (2 req'd) with Trim                   | 38.00    |
| WTS    | Weatherized Touchbar Monitoring Switch   | 466.00   | WALW   | Weatherized Exit Alarm: Remote power (24 VDC)          | 1,077.00 |

**NOTES:**

- UltraShield™ Antimicrobial finish coating option available to Precision Exit Devices & Trims.
- - 630AM list price for Exit Devices Add 90.00
- - 630AM list price for Trims Add 37.00
- Devices are priced less cylinders. If cylinder is required please see cylinders.
- Devices for 3'-0" door are furnished standard.

- For mortise lock body ONLY.
- For 2'-6" & 4'-0" doors are available at **no extra charge.**
- \*\* See Hinges & Door Accessories price book for Wire Harness product.

SPLIT FINISHES: When split finish is specified, the finish listed first is for outside trim. To obtain proper list price, add "Device Only" price to appropriate "Trim" price.

**To Order:** Specify: Device No. with options × Trim × Hand × Finish × Door Width, Height and Thickness.

# 2400 – Precision Rim - Non Handed, Narrow Stile

## Narrow Stile Devices



Pull Trim



Lever/Knob Trim

| Outside Function          | Device × Trim                 | 628      | 606, 612 613, 622, 630, 690 | 626W Weatherized | 605, 625 |
|---------------------------|-------------------------------|----------|-----------------------------|------------------|----------|
| <b>Pull Trim:</b>         |                               |          |                             |                  |          |
| 01 Exit only, cover plate | 2401 × 2001                   | 2,410.00 | 2,750.00                    | 2,995.00         | 3,057.00 |
| 02 Exit only, dummy trim  | 2402 × 2002C                  | 2,676.00 | 3,016.00                    | 3,261.00         | 3,336.00 |
| 03 Key retracts latchbolt | 2403 × 2003C                  |          |                             |                  |          |
| <b>Lever/Knob Trim:</b>   |                               |          |                             |                  |          |
| 01 Exit only, cover plate | 2401 × 2901                   | 2,467.00 | 2,807.00                    | 3,052.00         | 3,109.00 |
| 02 Exit only, dummy trim  | 2402 × 2902A                  | 2,959.00 | 3,299.00                    | 3,544.00         | 3,729.00 |
| 03 Key retracts latchbolt | 2403 × 2903A                  |          |                             |                  |          |
| 08 Key controls lever     | 2408 × 2908A                  | 3,144.00 | 3,484.00                    | 3,729.00         | 3,914.00 |
| 14 Lever always active    | 2414 × 2914A                  |          |                             |                  |          |
| <b>Device Only:</b>       |                               |          |                             |                  |          |
| 01, 02, 03, 08, 14        | 2401, 2402, 2403*, 2408, 2414 | 2,219.00 | 2,559.00                    | 2,804.00         | 2,804.00 |

\*2403 Device × Cylinder Only Application includes Cylinder Attachment Kit "NCA-03".

|    |   |                   |
|----|---|-------------------|
| FL | <b>Fire Rated Hardware</b> Specify prefix "FL" (e.g. FL2403) Dogging option NOT available | <b>Add 251.00</b> |
|----|---|-------------------|

### Options

| Prefix | (add to device #)  | Add      | Suffix | (add to device #)                                      | Add      |
|--------|--|----------|--------|--|----------|
| C      | Pre-Terminated Quick Connect Plug **                           | N/C      | ALK    | Exit Alarm: battery operated kit (9V battery included) | 830.00   |
| DE     | Delayed Egress: REQUIRES PSI61-6 Power Supply                  | 2,351.00 | ALW    | Exit Alarm: remote power kit (12 or 24 VDC)            | 830.00   |
| ELR    | Electric Latch Retraction: REQUIRES ELR150 Series Power Supply | 1,155.00 | BRL    | Braille Touchbar                                       | 142.00   |
| MLR    | Motorized Latch Retraction                                     | 1,362.00 | CD     | Cylinder Dogging: 1-1/4" Mortise Cylinder not included | 127.00   |
| TDS    | Touchbar Monitoring Double Switch                              | 403.00   | DS     | Door Position Monitoring Switch                        | 176.00   |
| TS     | Touchbar Monitoring Switch                                     | 331.00   | FC     | Factory Cut  | 23.00    |
| WTDS   | Weatherized Touchbar Monitoring Double Switch                  | 583.00   | LD     | Less Dogging   | -        |
| WTS    | Weatherized Touchbar Monitoring Switch                         | 466.00   | SEC    | Security Screws  | 74.00    |
|        |  |          | SNB    | SNB Sex Nut and Bolt (4 req'd) without Trim            | 76.00    |
|        |  |          | SNB    | SNB Sex Nut and Bolt (2 req'd) with Trim               | 38.00    |
|        |  |          | WALW   | Weatherized Exit Alarm: Remote power (24 VDC)          | 1,077.00 |

- NOTES:**
- UltraShield™ Antimicrobial finish coating option available to Precision Exit Devices & Trims.
    - 630AM list price for Exit Devices Add 90.00
    - 630AM list price for Trims Add 37.00
  - Devices are priced less cylinders. If cylinder is required please see cylinders.
  - 2403 × 2903A Device uses Rim Cylinder, 2408 × 2908A Device uses Mortise Cylinder.
  - Devices for 3'-0" door are furnished standard.
  - Devices for 4'-0" doors are available at **no extra charge**.


\*\* See Hinges & Door Accessories price book for Wire Harness product

**SPLIT FINISHES:** When split finish is specified, the finish listed first is for outside trim. To obtain proper list price, add "Device Only" price to appropriate "Trim" price.

**To Order:** Specify: Device No. with options × Trim × Hand × Finish × Door Width, Height and Thickness.

# 2600 – Precision Concealed Vertical Rod - Non Handed, Narrow Stile

Narrow Stile Devices



Pull Trim

| Outside Function          | Device × Trim      | 628                           | 606, 612 613, 622, 630, 690 | 626W Weatherized | 605, 625 |          |
|---------------------------|--------------------|-------------------------------|-----------------------------|------------------|----------|----------|
| <b>Pull Trim:</b>         |                    |                               |                             |                  |          |          |
| 01 Exit only, cover plate | 2601 × 2901        | 3,609.00                      | 3,980.00                    | 4,258.00         | 4,315.00 |          |
| 02 Exit only, dummy trim  | 2602 × 2902A       | 4,101.00                      | 4,472.00                    | 4,750.00         | 4,935.00 |          |
| 03 Key retracts latchbolt | 2603 × 2903A       |                               |                             |                  |          |          |
| 08 Key controls lever     | 2608 × 2908A       | 4,286.00                      | 4,657.00                    | 4,935.00         | 5,120.00 |          |
| 14 Lever always active    | 2614 × 2914A       |                               |                             |                  |          |          |
| <b>Device Only:</b>       |                    |                               |                             |                  |          |          |
|                           | 01, 02, 03, 08, 14 | 2601, 2602, 2603*, 2608, 2614 | 3,361.00                    | 3,732.00         | 4,010.00 | 4,010.00 |

\*2603 Device × Cylinder Only Application includes Cylinder Attachment Kit "NCA-03"

|    |   |                   |
|----|---|-------------------|
| FL | <b>Fire Rated Hardware</b> Specify prefix "FL" (e.g. FL2603) Dogging option NOT available | <b>Add 251.00</b> |
|----|---|-------------------|

## Options

| Prefix  | (add to device #)  | Add      | Suffix | (add to device #)                                      | Add      |
|---|--|----------|--------|--|----------|
| C   | Pre-Terminated Quick Connect Plug **                           | N/C      | ALK    | Exit Alarm: battery operated kit (9V battery included) | 830.00   |
| DE  | Delayed Egress: REQUIRES PSI61-6 Power Supply                  | 2,351.00 | ALW    | Exit Alarm: remote power kit (12 or 24 VDC)            | 830.00   |
| ELR   | Electric Latch Retraction: REQUIRES ELR150 Series Power Supply | 1,155.00 | BRL    | Braille Touchbar                                       | 142.00   |
| MLR   | Motorized Latch Retraction                                     | 1,362.00 | CD     | Cylinder Dogging: 1-1/4" Mortise Cylinder not included | 127.00   |
| TDS   | Touchbar Monitoring Double Switch                              | 403.00   | DS     | Door Position Monitoring Switch                        | 176.00   |
| TS  | Touchbar Monitoring Switch                                     | 331.00   | FC     | Factory Cut  | 23.00    |
| WTDS  | Weatherized Touchbar Monitoring Double Switch                  | 583.00   | LBR    | Less Bottom Rod (no extra charge)                      | -        |
| WTS   | Weatherized Touchbar Monitoring Switch                         | 466.00   | LD     | Less Dogging   | -        |
| <b>NOTES:</b>   |  |          | SEC    | Security Screws  | 74.00    |
| <ul style="list-style-type: none"> <li>UltraShield™ Antimicrobial finish coating option available to Precision Exit Devices &amp; Trims.</li> <li>- 630AM list price for Exit Devices Add 90.00</li> <li>- 630AM list price for Trims Add 37.00</li> <li>Devices are priced less cylinders. If cylinder is required please see cylinders.</li> <li>2603 × 2903A Device uses Rim Cylinder; 2608 × 2908A Device uses Mortise Cylinder.</li> <li>Devices for 3'-0" door are furnished standard.</li> <li>Devices for 4'-0" doors are available at <b>no extra charge</b>.</li> </ul> |  |          | SNB    | SNB Sex Nut and Bolt (4 req'd) without Trim            | 76.00    |
|   |  |          | SNB    | SNB Sex Nut and Bolt (2 req'd) with Trim               | 38.00    |
|   |  |          | WALW   | Weatherized Exit Alarm: Remote power (24 VDC)          | 1,077.00 |

• Top Rod for 6'-8" to 8'-0" high door is furnished standard.  
 • Top Rod for 8'-0" to 10'-0" high door is available at **no extra charge** [See catalog for fire rating].  
 \*\* See Hinges & Door Accessories price book for Wire Harness product

SPLIT FINISHES: When split finish is specified, the finish listed first is for outside trim. To obtain proper list price, add "Device Only" price to appropriate "Trim" price.

**To Order:** Specify: Device No. with options × Trim × Hand × Finish × Door Width, Height and Thickness.

# 2700 – Precision Wood Door Concealed Vertical Rod - Reversible, Wide Stile

Wide Stile Devices



Pull Trim



Lever/Kno Trim

| Outside Function  |   | Device × Trim                      | 628      | 606, 612 613, 622, 630, 690 | 626W Weatherized | 605, 625          |  |
|---|---|------------------------------------|----------|-----------------------------|------------------|-------------------|--|
| <b>Pull Trim:</b>   |   |                                    |          |                             |                  |                   |  |
| 01  | Exit only, cover plate  | 2701 × 1701                        | 3,796.00 | 4,165.00                    | 4,460.00         | 4,522.00          |  |
| 02  | Exit only, dummy trim   | 2702 × 1702A                       | 4,062.00 | 4,431.00                    | 4,726.00         | 4,801.00          |  |
| 03  | Key retracts latchbolt  | 2703 × 1703A                       |          |                             |                  |                   |  |
| 05  | Key controls thumb piece  | 2705 × 1705A                       | 4,242.00 | 4,611.00                    | 4,906.00         | 4,985.00          |  |
| 15  | Thumb piece always active   | 2715 × 1715A                       |          |                             |                  |                   |  |
| <b>Lever/Knob Trim:</b>   |   |                                    |          |                             |                  |                   |  |
| 01  | Exit only, cover plate  | 2701 × 4901                        | 3,853.00 | 4,222.00                    | 4,517.00         | 4,574.00          |  |
| 02  | Exit only, dummy trim   | 2702 × 4902A                       | 4,345.00 | 4,714.00                    | 5,009.00         | 5,194.00          |  |
| 03  | Key retracts latchbolt  | 2703 × 4903A or 4903X              |          |                             |                  |                   |  |
| 08  | Key controls lever/knob   | 2708 × 4908A                       | 4,530.00 | 4,899.00                    | 5,194.00         | 5,379.00          |  |
| 08  | Key controls lever  | 2708 × V4908A                      |          |                             |                  |                   |  |
| 14  | Lever/knob always active  | 2714 × 4914A                       |          |                             |                  |                   |  |
| <b>Device Only:</b>   |   |                                    |          |                             |                  |                   |  |
|   | 01, 02, 05, 08, 14, 15<br>For best possible structural support on wood door applications use of Precision outside trim is recommended | 2701, 2702, 2705, 2708, 2714, 2715 | 3,605.00 | 3,974.00                    | 4,269.00         | 4,269.00          |  |
| *2703 & FL2703 cylinder only not recommended without 1703, 2003, or 4903 trims providing structural support for wood doors. |   |                                    |          |                             |                  |                   |  |
| E   | Elec. Device<br>Electric Lock/Unlock Outside Trim   | E2703 × 4908A<br>E2703 × V4908A    | 5,647.00 | 6,016.00                    | 6,311.00         | 6,496.00          |  |
| FL  | <b>Fire Rated Hardware</b> Specify prefix "FL" [e.g. FL2703] Dogging option NOT available   |                                    |          |                             |                  | <b>Add 251.00</b> |  |

## Options

| Prefix | [add to device #]  | Add      | Suffix | [add to device #]                                      | Add      |
|--------|--|----------|--------|--|----------|
| C      | Pre-Terminated Quick Connect Plug **                           | N/C      | ALK    | Exit Alarm: battery operated kit (9V battery included) | 830.00   |
| DE     | Delayed Egress: REQUIRES PS161-6 Power Supply                  | 2,351.00 | ALW    | Exit Alarm: remote power kit [12 or 24 VDC]            | 830.00   |
| ELR    | Electric Latch Retraction: REQUIRES ELR150 Series Power Supply | 1,155.00 | BRL    | Braille Touchbar                                       | 142.00   |
| LS     | Latchbolt Monitoring Switch                                    | 320.00   | CD     | Cylinder Dogging: 1-1/4" Mortise Cylinder not included | 127.00   |
| MLR    | Motorized Latch Retraction                                     | 1,362.00 | DS     | Door Position Monitoring Switch                        | 176.00   |
| Q      | Wireless Access Management System                              | 701.00   | FC     | Factory Cut  | 23.00    |
| TDS    | Touchbar Monitoring Double Switch                              | 403.00   | LBR    | Less Bottom Rod <b>(no extra charge)</b>               | -        |
| TS     | Touchbar Monitoring Switch                                     | 331.00   | LD     | Less Dogging   | -        |
| WTDS   | Weatherized Touchbar Monitoring Double Switch                  | 583.00   | SEC    | Security Screws  | 74.00    |
| WTS    | Weatherized Touchbar Monitoring Switch                         | 466.00   | SNB    | Sex Nut and Bolt (6 req'd) without Trim                | 114.00   |
|        |  |          | SNB    | Sex Nut and Bolt (2 req'd) with Trim                   | 38.00    |
|        |  |          | WALW   | Weatherized Exit Alarm: Remote power (24 VDC)          | 1,077.00 |

- NOTES:**
- UltraShield™ Antimicrobial finish coating option available to Precision Exit Devices & Trims.
    - 630AM list price for Exit Devices Add 90.00
    - 630AM list price for Trims Add 37.00
  - Devices for Retrofit Applications prefix Trim with the letter "R" e.g. R4908A]
  - Devices are priced less cylinders. If cylinder is required please see cylinders.
  - Devices for 3'-0" door are furnished standard.
  - Devices for 2'-6" & 4'-0" doors are available at **no extra charge**


- Top Rod for 6'-8" to 8'-0" high door is furnished standard.
- Top Rod for 8'-1" to 10'-0" high door is available at **no extra charge**. (See catalog for fire rating).
- \*\* See Hinges & Door Accessories price book for Wire Harness product

SPLIT FINISHES: When split finish is specified, the finish listed first is for outside trim. To obtain proper list price, add "Device Only" price to appropriate "Trim" price.

**To Order:** Specify: Device No. with options × Trim × Hand × Finish × Door Width, Height and Thickness.

# 2800 – Precision Concealed Vertical Rod - Reversible, Wide Stile

Wide Stile Devices



Pull Trim



Lever/Knob Trim



Cast Plate

| Outside Function  |   | Device × Trim                             | 628      | 606, 612 613, 622, 630, 690 | 626W Weatherized | 605, 625          |  |
|---|---|---|----------|-----------------------------|------------------|-------------------|--|
| <b>Pull Trim:</b>   |   |   |          |                             |                  |                   |  |
| 01  | Exit only, cover plate  | 2801 × 1701                               | 3,359.00 | 3,724.00                    | 4,003.00         | 4,065.00          |  |
| 02  | Exit only, dummy trim   | 2802 × C1702A                             | 3,625.00 | 3,990.00                    | 4,269.00         | 4,344.00          |  |
| 03  | Key retracts latchbolt  | 2803 × C1703A                             |          |                             |                  |                   |  |
| 05  | Key controls thumb piece  | 2805 × C1705A                             | 3,805.00 | 4,170.00                    | 4,449.00         | 4,528.00          |  |
| 15  | Thumb piece always active   | 2815 × C1715A                             |          |                             |                  |                   |  |
| <b>Lever/Knob Trim:</b>   |   |   |          |                             |                  |                   |  |
| 01  | Exit only, cover plate  | 2801 × 4901                               | 3,416.00 | 3,781.00                    | 4,060.00         | 4,117.00          |  |
| 02  | Exit only, dummy trim   | 2802 × 4902A                              | 3,908.00 | 4,273.00                    | 4,552.00         | 4,737.00          |  |
| 03  | Key retracts latchbolt  | 2803 × 4903A or 4903X                     |          |                             |                  |                   |  |
| 08  | Key controls lever/knob   | 2808 × 4908A                              | 4,093.00 | 4,458.00                    | 4,737.00         | 4,922.00          |  |
| 08  | Key controls lever  | 2808 × V4908A                             |          |                             |                  |                   |  |
| 14  | Lever/knob always active  | 2814 × 4914A                              |          |                             |                  |                   |  |
| <b>Cast Plate:</b>  |   |   |          |                             |                  |                   |  |
| 03  | Key Retracts Latch Bolt (pull by others)  | 2803 × C03                                | 3,463.00 | 3,828.00                    | 4,107.00         | 4,107.00          |  |
| <b>Device Only:</b>   |   |   |          |                             |                  |                   |  |
|   | 01, 02, 03, 05, 08, 14, 15  | 2801, 2802, 2803*, 2805, 2808, 2814, 2810 | 3,168.00 | 3,533.00                    | 3,812.00         | 3,812.00          |  |
| *2803 Device x Cylinder Only Application requires C03 Trim, see page 22 |   |   |          |                             |                  |                   |  |
| E   | Elec. Device<br>Electric Lock/Unlock Outside Trim   | E2803 x 4908A<br>E2803 x V4908A           | 5,210.00 | 5,575.00                    | 5,854.00         | 6,039.00          |  |
| FL  | <b>Fire Rated Hardware</b> Specify prefix "FL" [e.g. FL2803] Dogging option NOT available |   |          |                             |                  | <b>Add 251.00</b> |  |

## Options

| Prefix | (add to device #)  | Add      | Suffix | (add to device #)                                      | Add      |
|--------|--|----------|--------|--|----------|
| C      | Pre-Terminated Quick Connect Plug **                           | N/C      | ALK    | Exit Alarm: battery operated kit (9V battery included) | 830.00   |
| DE     | Delayed Egress: REQUIRES PSI61-6 Power Supply                  | 2,351.00 | ALW    | Exit Alarm: remote power kit (12 or 24 VDC)            | 830.00   |
| ELR    | Electric Latch Retraction: REQUIRES ELR150 Series Power Supply | 1,155.00 | BRL    | Braille Touchbar                                       | 142.00   |
| HC     | Hurricane Code Device  | 57.00    | CD     | Cylinder Dogging: 1-1/4" Mortise Cylinder not included | 127.00   |
| LS     | Latchbolt Monitoring Switch                                    | 320.00   | DS     | Door Position Monitoring Switch                        | 176.00   |
| MLR    | Motorized Latch Retraction                                     | 1,362.00 | FC     | Factory Cut  | 23.00    |
| TDS    | Touchbar Monitoring Double Switch                              | 403.00   | LBR    | Less Bottom Rod (no extra charge)                      | -        |
| TS     | Touchbar Monitoring Switch                                     | 331.00   | LD     | Less Dogging   | -        |
| WTDS   | Weatherized Touchbar Monitoring Double Switch                  | 583.00   | SEC    | Security Screws  | 74.00    |
| WTS    | Weatherized Touchbar Monitoring Switch                         | 466.00   | SNB    | SNB Sex Nut and Bolt (6 req'd) without Trim            | 114.00   |
|        |  |          | SNB    | SNB Sex Nut and Bolt (2 req'd) with Trim               | 38.00    |
|        |  |          | WALW   | Weatherized Exit Alarm: remote power (24 VDC)          | 1,077.00 |

- NOTES:**
- UltraShield™ Antimicrobial finish coating option available to Precision Exit Devices & Trims
    - 630AM list price for Exit Devices Add 90.00
    - 630AM list price for Trims Add 37.00
  - Devices for Retrofit Applications prefix Trim with the letter "R" e.g. R4908A).
  - Devices are priced less cylinders. If cylinder is required please see cylinders.
  - Devices for 3'-0" door are furnished standard.
  - Devices for 2'-6" & 4'-0" doors are available at **no extra charge**.

- Top Rod for 6'-8" to 8'-0" high door is furnished standard.
  - Top Rod for 8'-1" to 10'-0" high door is available at **no extra charge**. [See catalog for fire rating].
- \*\* See Stanley Hinges & Door Accessories price book for Wire Harness product

SPLIT FINISHES: When split finish is specified, the finish listed first is for outside trim. To obtain proper list price, add "Device Only" price to appropriate "Trim" price.

**To Order:** Specify: Device No. with options × Trim × Hand × Finish × Door Width, Height and Thickness.














# 2900/4900 Series Trims

\$173 Per Trim (One Lever)

## Decorative Levers List Price



| Lever Styles  | List Price Add |
|---|----------------|
| 12  | 17300          |
|    |                |
| 17  | 17300          |
|    |                |
| 51  | 17300          |
|   |                |
| 52  | 17300          |
|  |                |
| 60  | 17300          |
|  |                |
| 62  | 17300          |
|  |                |

| Lever Styles   | List Price Add |
|--|----------------|
| 65   | 17300          |
|    |                |
| 69   | 17300          |
|    |                |
| 75   | 17300          |
|   |                |
| 79   | 17300          |
|  |                |
| 89   | 17300          |
|  |                |

92 Lever option also available

**To Order:** Specify: Device No. with options × Trim × Hand × Finish × Door Width, Height and Thickness.

# 5100 – Precision Rim - Non Handed

Precision 5000 Series



Plate



Pull Trim



Lever Trim

| Outside Function  |   | Device × Trim                 | 689, 695 | 689, 695 Trim Only |
|---|---|-------------------------------|----------|--------------------|
| <b>Plate:</b>   |   |                               |          |                    |
| 01  | Exit only, cover plate  | 5101 × 501                    | 850.00   | 87.00              |
| <b>Pull Trim:</b>   |   |                               |          |                    |
| 02  | Exit only, dummy trim   | 5102 × 602                    | 878.00   | 115.00             |
| 03  | Key retracts latchbolt  | 5103 × 603                    |          |                    |
| 02  | Exit only, dummy trim   | 5102 × 702A                   | 960.00   | 197.00             |
| 03  | Key retracts latchbolt  | 5103 × 703A                   |          |                    |
| <b>Lever Trim:</b>  |   |                               |          |                    |
| 08  | Key controls lever  | 5108 × 808A                   | 1,197.00 | 434.00             |
| 14  | Lever always active   | 5114 × 814A                   |          |                    |
| <b>Device Only:</b>   |   |                               |          |                    |
|   | 01, 02, 03, 08, 14  | 5101, 5102, 5103*, 5108, 5114 | 763.00   | –                  |
| *5103 Device × Cylinder Only Application includes Cylinder Attachment Kit "CA-03" |   |                               |          |                    |
| <b>FL</b>   | <b>Fire Rated Hardware</b> Specify prefix "FL" (e.g. FL5103) Dogging option NOT available |                               |          | <b>Add 251.00</b>  |

## Options

| Prefix   | [add to device #]                             | Add    | Suffix | [add to device #]                                      | Add      |
|--|---|--------|--------|--|----------|
| TDS  | Touchbar Monitoring Double Switch             | 403.00 | ALK    | Exit Alarm: battery operated kit (9V battery included) | 830.00   |
| TS   | Touchbar Monitoring Switch                    | 331.00 | ALW    | Exit Alarm: remote power kit (12 or 24 VDC)            | 830.00   |
| WTDS   | Weatherized Touchbar Monitoring Double Switch | 583.00 | CD     | Cylinder Dogging: 1-1/4" Mortise Cylinder not included | 127.00   |
| WTS  | Weatherized Touchbar Monitoring Switch        | 466.00 | LD     | Less Dogging   | –        |
| <b>NOTES:</b>  |   |        | SNB    | SNB Sex Nut and Bolt (4 req'd) without Trim            | 76.00    |
| • Devices are priced less cylinders. If cylinder is required please see cylinders. |   |        | SNB    | SNB Sex Nut and Bolt (2 req'd) with Trim               | 38.00    |
| • Devices for 3'-0" door are furnished standard.                                   |   |        | WALW   | Weatherized Exit Alarm: remote power (12 or 24 VDC)    | 1,077.00 |
| • Weatherized Exit Alarm: remote power (24 VDC)                                    |   |        |        |  |          |
| • Devices for 4'-0" doors are available at <b>no extra charge</b>                  |   |        |        |  |          |
| • 603 and 703 Trims use a Rim Cylinder, 808A Trims use a Mortise Cylinder.         |   |        |        |  |          |
| • Factory cutting of custom sizes for Precision series exit devices not available. |   |        |        |  |          |

SPLIT FINISHES: When split finish is specified, the finish listed first is for outside trim. To obtain proper list price, add "Device Only" price to appropriate "Trim" price.

**To Order:** Specify: Device No. with options × Trim × Hand × Finish × Door Width, Height and Thickness.

# 5200 – Precision Surface Vertical Rod - Reversible

Precision 5000 Series



Plate



Pull Trim



Lever Trim

| Outside Function  |   | Device × Trim                 | 689, 695 | 689, 695 Trim Only |
|---|---|-------------------------------|----------|--------------------|
| <b>Plate:</b>   |   |                               |          |                    |
| 01  | Exit only, cover plate  | 5201 × 501                    | 1,401.00 | 87.00              |
| <b>Pull Trim:</b>   |   |                               |          |                    |
| 02  | Exit only, dummy trim   | 5202 × 602                    | 1,429.00 | 115.00             |
| 03  | Key retracts latchbolt  | 5203 × 603                    |          |                    |
| 02  | Exit only, dummy trim   | 5202 × 702A                   | 1,511.00 | 197.00             |
| 03  | Key retracts latchbolt  | 5203 × 703A                   |          |                    |
| <b>Lever Trim:</b>  |   |                               |          |                    |
| 08  | Key controls lever  | 5208 × 808A                   | 1,748.00 | 434.00             |
| 14  | Lever always active   | 5214 × 814A                   |          |                    |
| <b>Device Only:</b>   |   |                               |          |                    |
|   | 01, 02, 03, 08, 14  | 5201, 5202, 5203*, 5208, 5214 | 1,314.00 | –                  |
| *5103 Device × Cylinder Only Application includes Cylinder Attachment Kit "CA-03" |   |                               |          |                    |
| <b>FL</b>   | <b>Fire Rated Hardware</b> Specify prefix "FL" (e.g. FL5103) Dogging option NOT available |                               |          | <b>Add 251.00</b>  |

## Options

| Prefix  | [add to device #]                             | Add    | Suffix | [add to device #]  | Add      |
|---|---|--------|--------|--|----------|
| TDS   | Touchbar Monitoring Double Switch             | 403.00 | ALK    | Exit Alarm: battery operated kit (9V battery included)                         | 830.00   |
| TS  | Touchbar Monitoring Switch                    | 331.00 | ALW    | Exit Alarm: remote power kit (12 or 24 VDC)                                    | 830.00   |
| WTDS  | Weatherized Touchbar Monitoring Double Switch | 583.00 | CD     | Cylinder Dogging: 1-1/4" Mortise Cylinder not included                         | 127.00   |
| WTS   | Weatherized Touchbar Monitoring Switch        | 466.00 | LBR    | Less Bottom Rod <b>(no extra charge)</b>                                       | –        |
| <b>NOTES:</b>   |   |        | LD     | Less Dogging   | –        |
| • Devices are priced less cylinders. If cylinder is required please see cylinders.                              |   |        | SNB    | SNB Sex Nut and Bolt (8 req'd - not including rod guides) without Trim         | 152.00   |
| • Devices for 3'-0" door are furnished standard.  |   |        | SNB    | SNB Sex Nut and Bolt (6 req'd - not including rod guides) LBR Device w/o Trim. | 114.00   |
| • Devices for 4'-0" doors are available at <b>no extra charge</b> .   |   |        | SNB    | SNB Sex Nut and Bolt (6 req'd - not including rod guides) with Trim            | 114.00   |
| • 603 and 703 Trims use a Rim Cylinder, 808A Trims use a Mortise Cylinder                                       |   |        | SNB    | SNB Sex Nut and Bolt (4 req'd - not including rod guides) LBR Device with Trim | 76.00    |
| • Top Rod for 7'-0" high door is furnished standard.  |   |        | WALW   | Weatherized Exit Alarm: remote power (24 VDC)                                  | 1,077.00 |
| • Top Rod for 8'-0" to 10'-0" high door is available at <b>no extra charge</b> . [See catalog for fire rating]. |   |        |        |  |          |
| • Factory cutting of custom sizes for Precision series exit devices not available.                              |   |        |        |  |          |

SPLIT FINISHES: When split finish is specified, the finish listed first is for outside trim. To obtain proper list price, add "Device Only" price to appropriate "Trim" price.

**To Order:** Specify: Device No. with options × Trim × Hand × Finish × Door Width, Height and Thickness.

# 100 – Precision Rim - 100 Handed, R100 Reversible, Crossbar

Precision 100 Series



Pull Trim:



Lever/Knob Trim:

| Outside Function  |  | Device × Trim   | 606, 612, 613, 630 | 605, 625          |
|---|--|---|--------------------|-------------------|
| <b>Pull Trim:</b>   |  |   |                    |                   |
| 01  | Exit only, cover plate   | 101, R101 × 1701  | 2,545.00           | 2,849.00          |
| 02  | Exit only, dummy trim  | 102, R102 × 1702A   | 2,811.00           | 3,128.00          |
| 03  | Key retracts latchbolt   | 103, R103 × 1703A   |                    |                   |
| 05  | Key controls thumb piece   | 105, R105 × Y1705A  | 2,991.00           | 3,312.00          |
| 15  | Thumb piece always active<br>(Devices with 2000C Series Trim are the same price)         | 115, R115 × Y1715A  |                    |                   |
| <b>Lever/Knob Trim:</b>   |  |   |                    |                   |
| 01  | Exit only, cover plate   | 101, R101 × 4901  | 2,602.00           | 2,901.00          |
| 02  | Exit only, dummy trim  | 102, R102 × 4902A   | 3,094.00           | 3,521.00          |
| 03  | Key retracts latchbolt   | 103, R103 × 4903A   |                    |                   |
| 08  | Key controls lever/knob  | 108, R108 × Y4908A  | 3,279.00           | 3,706.00          |
| 08  | Key controls lever   | 108, R108 × VY4908A   |                    |                   |
| 14  | Lever/knob always active   | 114, R114 × Y4914A  |                    |                   |
| <b>Device Only:</b>   |  |   |                    |                   |
|   | 01, 02, 03, 05, 08, 14, 15   | 101, R101, 102, R102, 103*, R103*, 105, R105, 108, R108, 114, R114, 115, R115 | 2,354.00           | 2,596.00          |
| *103 or R103 Device × Cylinder Only Application includes Cylinder Attachment Kit "CA-03"<br>UltraShield™ Antimicrobial finish coating option available Precision Exit Devices & Trims. 630AM list price add \$90.00 Exit Devices, \$37.00 Trims |  |   |                    |                   |
| <b>FL</b>   | <b>Fire Rated Hardware</b> Specify prefix "FL" (e.g. FL203) Dogging option NOT available |   |                    | <b>Add 251.00</b> |

## Options

| Suffix | [add to device #]   | Add    |
|--------|---|--------|
| CBR    | Reinforced Crossbar                                       | 83.00  |
| FC     | Factory Cut   | 23.00  |
| LD     | Less Dogging  | –      |
| SEC    | Security Screws (crossbar arm screws are hex socket head) | 74.00  |
| SNB    | SNB Sex Nut and Bolt (8 req'd) without Trim               | 152.00 |
| SNB    | SNB Sex Nut and Bolt (4 req'd) with Trim                  | 76.00  |

- NOTES:**
- UltraShield™ Antimicrobial finish coating option available to Precision Exit Devices & Trims.
    - 630AM list price for Exit Devices Add 90.00
    - 630AM list price for Trims Add 37.00
  - Devices are priced less cylinders. If cylinder is required please see cylinders.
  - Devices for 3'-0" door are furnished standard.
  - Devices for 4'-0" doors are available at no extra charge.
  - Trim No. with prefix "Y" is for Precision Device only.

SPLIT FINISHES: When split finish is specified, the finish listed first is for outside trim. To obtain proper list price, add "Device Only" price to appropriate "Trim" price.

**To Order:** Specify: Device No. with options × Trim × Hand × Finish × Door Width, Height and Thickness.

# 200 – Precision Surface Vertical Rod - Non Handed, Crossbar

Precision 200 Series



Pull Trim:



Lever/Knob Trim:

| outside function        |  | Device × Trim                      | 606, 612, 613, 630 | 605, 625          |
|-------------------------|--|------------------------------------|--------------------|-------------------|
| <b>Pull Trim:</b>       |  |                                    |                    |                   |
| 01                      | Exit only, cover plate   | 201 × 1701                         | 3,467.00           | 3,795.00          |
| 02                      | Exit only, dummy trim  | 202 × 1702A                        | 3,733.00           | 4,074.00          |
| 03                      | Key retracts latchbolt   | 203 × 1703A                        |                    |                   |
| 05                      | Key controls thumb piece   | 205 × Y1705A                       | 3,913.00           | 4,258.00          |
| 15                      | Thumb piece always active<br>(Devices with 2000C Series Trim are the same price)         | 215 × Y1715A                       |                    |                   |
| <b>Lever/Knob Trim:</b> |  |                                    |                    |                   |
| 01                      | Exit only, cover plate   | 201 × 4901                         | 3,524.00           | 3,847.00          |
| 02                      | Exit only, dummy trim  | 202 × 4902A                        | 4,016.00           | 4,467.00          |
| 03                      | Key retracts latchbolt   | 203 × 4903A                        |                    |                   |
| 08                      | Key controls lever/knob  | 208 × Y4908A                       | 4,201.00           | 4,652.00          |
| 08                      | Key controls lever   | 208 × VY4908A                      |                    |                   |
| 14                      | Lever/knob always active   | 214 × Y4914A                       |                    |                   |
| <b>Device Only:</b>     |  |                                    |                    |                   |
|                         | 01, 02, 03, 05, 08, 14, 15   | 201, 202, 203*, 205, 208, 214, 215 | 3,276.00           | 3,542.00          |
| <b>FL</b>               | <b>Fire Rated Hardware</b> Specify prefix "FL" [e.g. FL203] Dogging option NOT available |                                    |                    | <b>Add 251.00</b> |

\*203 Device × Cylinder Only Application includes Cylinder Attachment Kit "CA-03"

UltraShield™ Antimicrobial finish coating option available Precision Exit Devices & Trims. 630AM list price add \$90.00 Exit Devices, \$37.00 Trims

## Options

| Suffix | (add to device #)  | Add    |
|--------|--|--------|
| CBR    | Reinforced Crossbar  | 83.00  |
| FC     | Factory Cut  | 23.00  |
| LBR    | Less Bottom Rod (no extra charge)  | -      |
| LD     | Less Dogging   | -      |
| SEC    | Security Screws (crossbar arm screws are hex socket head)                          | 74.00  |
| SNB    | SNB Sex Nut and Bolt (12 req'd - not including rod guides) without Trim            | 228.00 |
| SNB    | SNB Sex Nut and Bolt (10 req'd - not including rod guides) LBR Device without Trim | 190.00 |
| SNB    | SNB Sex Nut and Bolt (8 req'd - not including rod guides) with Trim                | 152.00 |
| SNB    | SNB Sex Nut and Bolt (6 req'd - not including rod guides) LBR Device with Trim     | 114.00 |
| TMB    | Transom Bracket  | 91.00  |

**NOTES:** • UltraShield™ Antimicrobial finish coating option available to Precision Exit Devices & Trims.

- 630AM list price for Exit Devices Add 90.00
- 630AM list price for Trims Add 37.00

- Devices are priced less cylinders. If cylinder is required please see cylinders.
- Devices for 3'-0" door are furnished standard.
- Devices for 4'-0" doors are available at **no extra charge**.
- Top Rod for 7'-0" high door is furnished standard.
- Top Rod for 8'-0" to 12'-0" high door is available at **no extra charge**. (See catalog for fire rating).
- Trim No. with prefix "Y" is for Precision Device only.

**SPLIT FINISHES:** When split finish is specified, the finish listed first is for outside trim. To obtain proper list price, add "Device Only" price to appropriate "Trim" price.

**To Order:** Specify: Device No. with options × Trim × Hand × Finish × Door Width, Height and Thickness.

# 300 – Precision Mortise - Handed, Crossbar

Precision 300 Series



Pull Trim:



Lever/Knob Trim:

| Outside Function        |  | Device × Trim                     | 606, 612, 613, 630 | 605, 625          |
|-------------------------|--|-----------------------------------|--------------------|-------------------|
| <b>Pull Trim:</b>       |  |                                   |                    |                   |
| 01                      | Exit only, cover plate   | 301 × 1701                        | 3,416.00           | 3,746.00          |
| 02                      | Exit only, dummy trim  | 302 × 1702A                       | 3,682.00           | 4,025.00          |
| 03                      | Key retracts latchbolt   | 303 × 1703A                       |                    |                   |
| 05                      | Key controls thumb piece   | 305 × M1705A                      | 3,862.00           | 4,209.00          |
| 15                      | Thumb piece always active<br>(Devices with M2000C Series Trim are the same price)      | 315 × M1715A                      |                    |                   |
| <b>Lever/Knob Trim:</b> |  |                                   |                    |                   |
| 01                      | Exit only, cover plate   | 301 × 4901                        | 3,473.00           | 3,798.00          |
| 02                      | Exit only, dummy trim  | 302 × 4902A                       | 3,965.00           | 4,418.00          |
| 03                      | Key retracts latchbolt   | 303 × M4903A                      |                    |                   |
| 08                      | Key controls lever/knob  | 308 × M4908A                      | 4,150.00           | 4,603.00          |
| 08                      | Key controls lever   | 308 × VM4908A                     |                    |                   |
| 14                      | Lever/knob always active   | 314 × M4914A                      |                    |                   |
| <b>Device Only:</b>     |  |                                   |                    |                   |
|                         | 01, 02, 03, 05, 08, 14, 15   | 301, 302, 303, 305, 308, 314, 315 | 3,225.00           | 3,493.00          |
| FL                      | <b>Fire Rated Hardware</b> Specify prefix "FL" (eg FL203) Dogging option NOT available |                                   |                    | <b>Add 251.00</b> |

UltraShield™ Antimicrobial finish coating option available Precision Exit Devices & Trims. 630AM list price add \$90.00 Exit Devices, \$37.00 Trims

## Options

| Suffix | (add to device #)   | Add    |
|--------|---|--------|
| CBR    | Reinforced Crossbar                                       | 83.00  |
| FC     | Factory Cut   | 23.00  |
| LD     | Less Dogging  | -      |
| SEC    | Security Screws (crossbar arm screws are hex socket head) | 74.00  |
| SNB    | SNB Sex Nut and Bolt (8 req'd) without Trim               | 152.00 |
| SNB    | SNB Sex Nut and Bolt (4 req'd) with Trim                  | 76.00  |

**NOTES:** • UltraShield™ Antimicrobial finish coating option available to Precision Exit Devices & Trims.

- 630AM list price for Exit Devices Add 90.00
- 630AM list price for Trims Add 37.00

- Devices are priced less cylinders. If cylinder is required please see cylinders.
- Devices for 3'-0" door are furnished standard.
- Devices for 4'-0" doors are available at no extra charge.
- For mortise lock body ONLY.

**SPLIT FINISHES:** When split finish is specified, the finish listed first is for outside trim. To obtain proper list price, add "Device Only" price to appropriate "Trim" price.

**To Order:** Specify: Device No. with options × Trim × Hand × Finish × Door Width, Height and Thickness.

# 7R0 – Arm-A-Dor® – Security Exit Hardware

Arm-A Dor®



### Complete Product Assemblies

| Product Number | Description          | Alarm | Fits Door Widths | Fits Jambes Up To | US28/628 |
|----------------|----------------------|-------|------------------|-------------------|----------|
| A101-001       | Automatic Relock     | No    | 3' TO 4'         | 6 3/4"            | 2,033.00 |
| A101-002       | Automatic Relock     | Yes*  | 3' TO 4'         | 6 3/4"            | 2,268.00 |
| A101-012       | Automatic Relock     | No    | 3' ONLY          | 5 1/4" - 5 3/4"   | 1,794.00 |
| A101-013       | Automatic Relock     | Yes*  | 3' ONLY          | 5 1/4" - 5 3/4"   | 2,033.00 |
| A101-014       | Automatic Relock     | No    | 4' ONLY          | 5 1/4" - 5 3/4"   | 1,960.00 |
| A101-015       | Automatic Relock     | Yes*  | 4' ONLY          | 5 1/4" - 5 3/4"   | 2,195.00 |
| A102-001       | Manual Relock        | No    | 3' TO 4'         | 6 3/4"            | 1,960.00 |
| A102-002       | Manual Relock        | Yes*  | 3' TO 4'         | 6 3/4"            | 2,195.00 |
| A101-F01       | Automatic-Fire Rated | No    | 3' TO 4'         | 6 3/4"            | 2,268.00 |
| A101-F02       | Automatic-Fire Rated | Yes*  | 3' TO 4'         | 6 3/4"            | 2,504.00 |

\* ALARM MODELS A101-002, A101-013, and A101-F02 require two 9 volt batteries (INCLUDED) and a Standard 1-1/8" mortise cylinder (NOT INCLUDED).

### Optional Kits: (A/C Adapter, Alarm, Double Door, Low Profile)

| Kit Number | Description   | US28/628 |
|------------|---|----------|
| A103-002   | Switch - For wiring to existing system (one individual kit)               | 110.00   |
| A103-003   | Alarm Sub - Assembly  | 932.00   |
| A104-001   | Low Profile Installation Kit - For door jambes greater than 6 3/4"        | 282.00   |
| A106-001   | Standard Double Door Kit - For all models                                 | 418.00   |
| A106-002   | Low Profile Installation Kit - For jamb depths greater than 6 3/4"        | 447.00   |
| A107-001   | A/C Adapter Kit - For plug in battery back-up                             | 476.00   |
| A107-002   | A/C Adapter Hard Wire Kit - Wiring to electrical system w/battery back-up | 656.00   |
| DROP SHIP  | Drop Ship Fee For Items Shipped Under \$300                               | 110.00   |

### Deadbolts (Required) For Double Door Applications:

| Model    | Description                                      | US28/628 |
|----------|--|----------|
| 1881-003 | Sliding Deadbolt w/Padlock locking Hasp & Strike | 298.00   |
| 1883-003 | Sliding Deadbolt Keylocking with Strike          | 342.00   |

**To Order:** Specify: 7R-A101-001 x US28/628.

# Precision Wide & Narrow Stile, Precision Trim

Trims

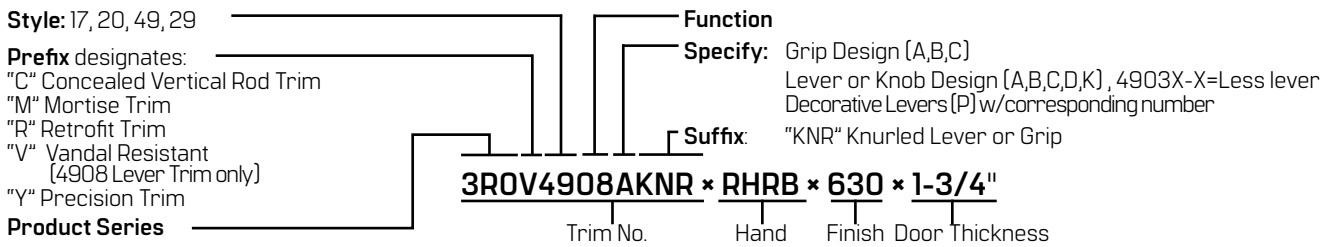


| Trim Number  | 606, 612, 613, 622, 630, 690 | 605, 625 | Trim Number  | 606, 612, 613, 622, 630, 690 | 605, 625 |
|--|------------------------------|----------|--|------------------------------|----------|
| 1701, R1701, 2001 (cover plate)  | 191.00                       | 253.00   | 4901, R4901, 2901 (cover plate)  | 248.00                       | 305.00   |
| 1702A, R1702A, 1703A, R1703A, C1702A, C1703A, 2002C, 2003C   | 457.00                       | 532.00   | 4902A, R4902A, 4903A, 4903X, R4903A, M4903A, M4903X, RM4903A, 2902A, 2903A                   | 740.00                       | 925.00   |
| 1705A, R1705A, 1715A, R1715A, C1705A, C1715A, Y1705A, Y1715A, M1705A, M1715A, RM1705A, RM1715A, 2005C, 2015C, Y2005C, Y2015C, M2005C, M2015C | 637.00                       | 716.00   | 4908A, R4908A, 4914A, R4914A, Y4908A, Y4914A, M4908A, M4914A, RM4908A, RM4914A, 2908A, 2914A | 925.00                       | 1,110.00 |
|  |                              |          | V4908A, RV4908A, VM4908A, VY4908A, RVM4908A  | 925.00                       | 1,110.00 |

- NOTES:**
- 630 Trim furnished for 628 Devices. Grip Style "A" and "B" are furnished 626 for 630 Trim.
  - Specify No. C03 Cylinder Attachment Trim for 2803 Device when Pull by Others is specified.
  - Available in 605, 606, 612, 613, 625 and 626 finishes.
  - Add \$295.00 to the price of the device

- Lever Trims are shipped handed. Specify Hand.
- 626 Trim is furnished for 628 and 630 Devices.
- 2900 Series Trims are available for Precision Narrow Stile only.
- Knurled Knob/Lever, Grip "KNR" add \$146.00

## How to Order:



- NOTES:**
- UltraShield™ Antimicrobial finish coating option available to Precision Trims.
  - 630AM list price for Trims      Add 37.00
  - For pricing on trims for the 5100 and 5200 series devices.
  - Devices are priced less cylinders. If cylinder is required please see cylinders.
  - Trims with "M" prefix require 1-1/4" Mortise Type Cylinder.
  - 2900 Series Trim - Rim Type Cylinder for "03" function and Mortise Type Cylinder for "08" function, not furnished standard. Use 1-1/4" long standard Mortise Cylinder. Specify when required.
  - All other Trims require Rim Type Cylinder.
  - Trim No. with prefix "Y" is for Precision Device only.
  - **No extra charge** for different Lever or Grip styles. A Lever/Grip Standard.



| Description   | Product No. | Primer 600 | Aluminum 689 or Dark Bronze 695 |
|---|-------------|------------|---------------------------------|
| <b>Complete Mullion Assemblies</b>  |             |            |                                 |
| <b>Removable Mullion - 2" x 2" x 8'-0"</b>  |             |            |                                 |
| Standard  | 811         | 814.00     | 962.00                          |
| <b>Removable Mullion - 2" x 3" x 8'-0"</b>  |             |            |                                 |
| Standard  | 822         | 1,038.00   | 1,181.00                        |
| Fire Labeled (Includes Stabilizers)   | FL822       | 1,331.00   | 1,476.00                        |
| Hurricane Code  | HC822       | 1,476.00   | 1,621.00                        |
| Fire Labeled Hurricane Code   | FLC822      | 1,772.00   | 1,915.00                        |
| <b>Key Removable Mullion - 2" x 3" x 8'-0"</b>  |             |            |                                 |
| Standard  | KR822       | 1,772.00   | 1,990.00                        |
| Fire Labeled (Includes Stabilizers)   | FLKR822     | 2,132.00   | 2,283.00                        |
| Hurricane Code  | HCKR822     | 2,283.00   | 2,432.00                        |
| Fire Labeled Hurricane Code (Includes Stabilizers)  | FLHCKR822   | 2,487.00   | 2,581.00                        |
| <b>*Key Removable Mullion Storage Kit</b>   |             |            |                                 |
| Storage solution for all KR mullions<br>Note: Kit includes (1) KMC822 Top Fitting, (1) MB822 Bottom Fitting and (1) AB822SK Angle Bracket | KMCB822SK   | 1,160.00   | 1,234.00                        |
| <b>Individual Mullion Fittings</b>  |             |            |                                 |
| Mullion Cap   | MC811       | 172.00     | 197.00                          |
| Bottom Fitting-flat sill  | MB811       | 126.00     | 160.00                          |
| Mullion Cap   | MC822       | 276.00     | 303.00                          |
| Bottom Fitting-flat sill  | MB822       | 223.00     | 261.00                          |
| <b>Mullion Storage Kit Individual Angle Bracket</b>   |             |            |                                 |
| Storage Kit Angle Bracket   | AB822SK     | 123.00     | 123.00                          |
| <b>Key Removable Mullion Cap Kit</b>  |             |            |                                 |
| Mullion Cap Assembly  | KMC822      | 814.00     | 850.00                          |
| Fire Labeled Mullion Cap Assembly   | KMC822F     | 1,174.00   | 1,143.00                        |
| <b>Mullion Fitting Combination Kits</b>   |             |            |                                 |
| 811 Mullion Top & Bottom Fitting Kit (MC811 & MB811)  | MCB811      | 298.00     | 357.00                          |
| 822 Mullion Top & Bottom Fitting Kit (MC822 & MB822)  | MCB822      | 499.00     | 564.00                          |
| FL 822 Mullion Top & Bottom Fitting Kit (MC822 & MB822)   | MCB822F     | 499.00     | 564.00                          |
| KR 822 Mullion Top & Bottom Fitting Kit (KMC822 & MB822)  | KMCB822     | 1,037.00   | 1,111.00                        |
| FL KR 822 Mullion Top & Bottom Fitting Kit (MB822 & KMC822F)  | KMCB822F    | 1,397.00   | 1,404.00                        |
| HC 822 Mullion Top & Bottom Fitting Kit (MB822 & MC822 & Mullion adapters (A,B,D))  | MCB822HC    | 840.21     | 905.21                          |
| FL HC 822 Mullion Top & Bottom Fitting Kit (MB822 & MC822 & Mullion adapters (A,B,D))   | MCB822HCF   | 840.21     | 905.21                          |
| HC KR 822 Mullion Top & Bottom Fitting Kit (KMC822 & MB822 & mullion adapter)   | KMCB822HC   | 1,378.21   | 1,452.21                        |
| FL HC KR 822 Mullion Top & Bottom Fitting Kit (KMC822F & MB822 & mullion adapter)   | KMCB822HCF  | 1,738.21   | 1,745.21                        |
| <b>822 Mullion Accessories</b>  |             |            |                                 |
| **Mullion Cap Spacer  | MCS822      | 123.00     | 147.00                          |
| Stabilizers (2 per mullion) - Dull Black  | ST989       | 135.00     | <b>Dull Black</b>               |
| Interlock - Dull Black  | SI447       | 107.00     | <b>Dull Black</b>               |

- NOTES:**
- For greater heights add \$19.00 for each additional 12" or less
  - Removable Mullion and Key Removable Mullion prices include top and bottom Fittings.
  - Fire Labeled (FL) and Hurricane Code (HC) mullions 8'0" high maximum
  - For individual kit or combination kits please see sections above
  - \*Rim Cylinder not included
  - \*\* MCS822 mullion cap spacer available as suffix option for 822 series mullions (e.g. 822MCS x 600 x 8')

# Strikes

## Strikes & Accessories

| Description                                     | Series   | Strike No. | Dull Black | 605, 606, 612 613, 625, 626W, 630 |
|---|--|------------|------------|-----------------------------------|
| <b>Strikes - Rim Devices</b>                    |  |            |            |                                   |
| Standard  | 2100, 5100, 100, R100, FL2100, FL5100, FL100, FR100                                | S300       | 113.00     | -                                 |
|   | 2400, FL2400-Pair of Doors with Mullion  |            |            |                                   |
|   | 2400, FL2400-Single Door (Roller Strike)   | S988       | 144.00     | -                                 |
| Optional  | 2100, 2400, 5100, 100, R100, FL2100, FL2400, FL5100, FL100, FLR100 (Roller Strike) | S301       | 144.00     | -                                 |
|   | 2100, 2400, 5100, 100, R100, FL2100, FL2400, FL5100, FL100, FLR100 (Roller Strike) | S458       | 144.00     | -                                 |
|   | 2100, 5100, 100, R100 (Roller Strike)  | S988       | 145.00     | -                                 |
|   | 2100 x 2200, 5100 x 5200, 100 x 200  | S459       | 80.00      | -                                 |
|   |  |            |            |                                   |
| <b>Strikes - Vertical Rod Devices</b>           |  |            |            |                                   |
| Top Strike                                      | 2200, FL2200, 5200, FL5200, 200, FL200   | S300       | 113.00     | -                                 |
| Optional  | 2200, FL2200, 5200, FL5200, 200, FL200   | S301       | 144.00     | -                                 |
| Bottom Strike                                   | 2200, FL2200, 5200, FL5200, 200, FL200   | S460       | 97.00      | -                                 |
| <b>Strikes - Mortise Devices</b>                |  |            |            |                                   |
| Standard  | Std Curved Lip Single Door ANSI (handed)   | S982       | -          | 113.00                            |
|   | Flat 7/8" Lip ANSI (handed)  | S983       | -          | 113.00                            |
| Optional  | Open Back ANSI (handed)  | S984       | -          | 212.00                            |
|   | Open Back 8" x 1-1/4" (handed)   | S985       | -          | 221.00                            |
| <b>Strikes - Concealed Vertical Rod Devices</b> |  |            |            |                                   |
| Top Strike                                      | 2700, FL2700, 2800, FL2800, 2600, FL2600   | S519       | 113.00     | -                                 |
| Bottom Strike                                   | 2700, FL2700, 2800, FL2800, 2600, FL2600   | S460       | 97.00      | -                                 |

# Accessories

| Series   | Description  | Product No.            | 628      | 606, 612, 613 622, 630, 690 | 626W, 605, 625 |
|--|--|------------------------|----------|-----------------------------|----------------|
| <b>Rigid Dummy Touchbar</b>                    |  |                        |          |                             |                |
| Precision                                      | Wide Stile Rigid                                       | 671DR-3, 671DR-4       | 1,042.00 | 1,316.00                    | 1,521.00       |
|  | Narrow Stile Rigid                                     | N673DR-3, N673DR-4     |          |                             |                |
| <b>Active Dummy Touchbar With Micro Switch</b> |  |                        |          |                             |                |
| Precision                                      | Wide Stile Active                                      | TS672DA-3, TS672DA-4   | 1,768.00 | 1,793.00                    | 2,006.00       |
|  | Narrow Stile Active                                    | TSN674DA-3, TSN674DA-4 |          |                             |                |
| <b>Options For Active Dummy Touchbar</b>       |  |                        |          |                             |                |
| ALK  | Exit Alarm: battery operated kit (9V battery included) |                        |          |                             | 830.00         |
| ALW  | Exit Alarm: remote power kit (12 or 24 VDC)            |                        |          |                             | 830.00         |
| CD   | Cylinder Dogging: 1-1/4" Mortise Cylinder not included |                        |          |                             | 127.00         |
| DS   | Door Position Monitoring Switch                        |                        |          |                             | 176.00         |
| TDS  | Touchbar Monitoring Double Switch                      |                        |          |                             | 403.00         |

| Series                       | Description              | Product No. | All Finishes |
|------------------------------|--------------------------|-------------|--------------|
| <b>Mortise Lock - Handed</b> |                          |             |              |
| Precision & Precision        | Functions 01, 02, 03     | M303, M303F | 1,027.00     |
|                              | Functions 05, 08, 14, 15 | M308, M308F |              |
|                              | Functions 10             | M310, M310F |              |

**NOTES:** • For Electric Mortise Lock see page 26.

• 1-1/4" mortise cylinder not included. If cylinder is required please see cylinders below.

• Lock front furnished beveled.

• Available in 605, 606, 612, 613, 625, 630 Finishes.

• When ordering specify: model no., hand and finish. (e.g. M303 x RHRB x 630)

|                           |                    |                                 |        |
|---------------------------|--------------------|---------------------------------|--------|
| <b>Fire Bolt Assembly</b> |                    |                                 |        |
| Precision & Precision     | Fire Bolt Assembly | FB277                           | 257.00 |
| <b>Transom Bracket</b>    |                    |                                 |        |
| Precision & Precision     | Transom Bracket    | TMB453<br>(Use Strike No. S300) | 111.00 |

## Accessories (continued)

## Strikes & Accessories

| Series           | Description       | Product No. | 628                                 | 606, 612, 613<br>622, 630, 690 | 626W, 605, 625 |
|------------------|-------------------|-------------|-------------------------------------|--------------------------------|----------------|
| <b>Tools</b>     |                   |             |                                     |                                |                |
| All Devices      | 7/32" Dogging Key | DK220       | 34.00                               | -                              | -              |
|                  | 5/32" Hex Wrench* | HW996       |                                     |                                |                |
| <b>Cylinders</b> |                   |             |                                     |                                |                |
|                  | Rim Cylinder      | IE72        | See BEST Price Book for more detail |                                |                |
|                  | Mortise Cylinder  | IE74 C4     |                                     |                                |                |

**NOTE:** Rim and mortise cylinders ( housings) as well as interchangeable cores are available from our BEST product line. Please ask your local BEST sales representative about the many options available to fit your specific requirements including patented keying systems such as BEST CORMAX™.

## Electrical Products

| Description   | Product No. | List Price |
|---|-------------|------------|
| <b>Power Supply - Series ELR150 (Required For ELR Devices)</b>                        |             |            |
| Power Supply including (1) control module for (1) device                              | ELR151      | 1,040.00   |
| Power Supply including (2) control modules for (2) devices                            | ELR152      | 1,419.00   |
| Power Supply including (3) control modules for (3) devices                            | ELR153      | 1,803.00   |
| Power Supply including (4) control modules for (4) devices                            | ELR154      | 2,184.00   |
| Power Supply, no control modules  | ELR150      | 661.00     |
| <b>Control Module</b>   |             |            |
| Control Module card (on/off adjustable Time Delay standard)                           | CM150-08    | 391.00     |
| <b>Battery Back-Up</b>  |             |            |
| Battery back-up card (batteries not included)   | BT150-07    | 711.00     |
| <b>Power Supply - Series PS160-6 (Required For DE Devices)</b>                        |             |            |
| Power Supply (6 amp) operates up to (4) DE Devices (wire run permitting)              | PS161-6     | 1,083.00   |
| <b>Power Supply - RPSMLR (RPSMLR Models Can Power Up To (2) Two MLR Exit Devices)</b> |             |            |
| Small enclosure, no battery storage   | RPSMLR2     | 699.00     |
| Large enclosure for battery storage (Batteries not included)                          | RPSMLR2BB   | 823.00     |

### Conversion Kits

| Description                                    | Product No.                          | List Price |
|--|--------------------------------------|------------|
| <b>Electric Latch Retraction*</b>              |                                      |            |
| For 3'-0", 4'-0" Precision Wide Stile Device   | ELRK-3, ELRK-4, ELRKF-3, ELRKF-4     | 1373.00    |
| For 3'-0", 4'-0" Precision Narrow Stile Device | NELRK-3, NELRK-4, NELRKF-3, NELRKF-4 | 1373.00    |

**NOTES:** • ELR Conversion Kits are ONLY available for Precision 2000 Series Devices.

\* Requires PHI ELR150 Power Supply (see above).

|   |         |          |
|---|---------|----------|
| <b>Motorized Latch Retraction</b>       |         |          |
| Motorized Latch Retraction Retrofit Kit | RPMLR-K | 1,465.00 |

**NOTE:** When RPMLR-K is ordered for existing exit devices using Hex or Cylinder Dogging, it is recommended to include a blank hinge filler. See PRECISION Precision 2000 illustrated parts catalog [www.precisionhardware.com](http://www.precisionhardware.com)

| <b>Monitoring</b>                      |                                    |          |        |
|--|------------------------------------|----------|--------|
| All Precision Devices                  | Touchbar Monitoring Switch         | TSK309   | 316.00 |
| All Precision Devices                  | Touchbar Monitoring Double Switch  | TDSK310  | 385.00 |
| Precision Wide Rim Device Only         | Latchbolt Monitoring Switch        | LSRK298  | 306.00 |
| Precision Wide Rim Device Only         | Latchbolt Monitoring Double Switch | LDSRK299 | 374.00 |
| Precision Wide SVR or CVR Devices Only | Latchbolt Monitoring Switch        | LSVK910  | 306.00 |

# Electrical Products (continued)

# Strikes & Accessories

| Description                       | Product No.  | List Price |
|-----------------------------------|--|------------|
| <b>Q Option Retrofit Kits</b>     |  |            |
| Wireless Access Management System | OSRK5267 – 2103 Rim<br>OSVK5268 – 2203, 2703 Surface and<br>Concealed Vertical Rod<br>Surface and Concealed Vertical Rod | 830.00     |

**NOTES:**

- For additional product details see Precision 2000 series catalog section.
- Latchbolt Monitoring for Precision Mortise Devices, specify LSM303 or LSM308 Electric Mortise Lock.

| <b>Electric Rim Device</b> |                                   |        |       |
|----------------------------|-----------------------------------|--------|-------|
| 2103, FL2103 Rim Devices   | Electric Lock/Unlock Outside Trim | E2103K | 91200 |

| Description  | Product No.       | All Finishes |
|--|-------------------|--------------|
| <b>Electric Mortise Lock</b>   |                   |              |
| Latchbolt monitoring, "03" Function  | LSM303, LSM303F   | 1,369.00     |
| Latchbolt monitoring, "08" Function  | LSM308, LSM308F   |              |
| Electric lock/unlock with switch to monitor outside trim (locked/unlocked)                                       | EM303, EM303F     | 1,910.00     |
| Electric lock/unlock with switches to monitor the outside trim (locked or unlocked) and to monitor the latchbolt | LSEM303, LSEM303F | 1,995.00     |

**NOTES:**

- Fail Secure "FSE" is furnished standard. When Fail Safe is required specify "FS".
- Electric lock/unlock option specify 24V.
- Price does not include 1-1/4" mortise cylinder. If cylinder is required please see cylinders.
- Lock front furnished beveled.
- When ordering specify: model no., voltage [24V], Fail Safe/Fail Secure, hand and finish. [e.g. EM303 x 24V x FS x RHRB x 630]

| Device Series   | Description       | Device Size | Kit No. | All Finishes |
|---|-------------------|-------------|---------|--------------|
| <b>Exit Alarm Kit</b>   |                   |             |         |              |
| Precision Wide Stile  | Battery Operated* | 3'-0"       | ALK-3   | 946.00       |
|   |                   | 4'-0"       | ALK-4   |              |
|   | Remote Power      | 3'-0"       | ALW-3   |              |
|   |                   | 4'-0"       | ALW-4   |              |
| Precision Narrow Stile  | Battery Operated* | 3'-0"       | NALK-3  | 946.00       |
|   |                   | 4'-0"       | NALK-4  |              |
|   | Remote Power      | 3'-0"       | NALW-3  |              |
|   |                   | 4'-0"       | NALW-4  |              |
| Precision**   | Battery Operated* | 3'-0"       | RALK-3  | 865.00       |
|   |                   | 4'-0"       | RALK-4  |              |
|   | Remote Power      | 3'-0"       | RALW-3  |              |
|   |                   | 4'-0"       | RALW-4  |              |
| WH495 Wiring Harness - Required for Remote Arming/Disarming the Alarm |                   |             |         | 66.00        |

**NOTES:**

- Narrow and Wide Stile, kits are available in 605, 606, 612, 613, 625, 628, 630 Finishes.
- To order specify Kit No. and Finish [e.g. ALK-3 x 630].
- \* For Battery operated kits a 9 Volt Battery is included.
- \*\* Precision Series, kits are available in 689 or 695 Finishes.

| Device Series                           | Description              | Device Size | Kit No. | All Finishes |
|---|--------------------------|-------------|---------|--------------|
| <b>Door Position Monitoring Switch*</b> |                          |             |         |              |
| Precision Wide Stile                    | Door Position Switch Kit | All         | DS880   | 204.00       |
| Precision Narrow Stile                  | Door Position Switch Kit | All         | NDS986  |              |

\* Kit includes Endcap and Endcap Mounting Bracket, specify finish.

| <b>Power Transfer</b>   |         |  |        |
|---|---------|--|--------|
| Conc Power Transfer - accepts 5/16" wire bundle - max. 120° degree swing        | EPT-5   |  | 358.00 |
| Door Loop - Armored Flex Conduit (less wires) 18" long - max. 120° degree swing | EPT-2   |  | 110.00 |
| Electric Power Transfer   | EPT-12C |  | 803.00 |

# Precision Component Assemblies - Wide Stile

# Component Assemblies

| Description  | Function/<br>Device Type      | Assembly No.                          | Steel Plated | 628      | 606, 612, 613,<br>622 630, 690 | 626W,<br>605, 625 |
|--|-------------------------------|---------------------------------------|--------------|----------|--------------------------------|-------------------|
| <b>Active Case (Includes Lock Side Filler)</b>                     |                               |                                       |              |          |                                |                   |
| Rim - Reversible   | 01, 02, 03                    | A2103                                 | -            | 910.00   | 908.00                         | 964.00            |
|  | 05, 08, 14, 15                | A2108                                 |              |          |                                |                   |
| Rim - Reversible (Fire Rated)                                      | 01, 02, 03                    | A2103F                                | -            | 1,134.00 | 1,128.00                       | 1,198.00          |
|  | 05, 08, 14, 15                | A2108F                                |              |          |                                |                   |
| Surface Vertical Rod - Reversible                                  | 01, 02, 03                    | A2203, A2203F                         | -            | 910.00   | 908.00                         | 964.00            |
|  | 05, 08, 14, 15                | A2208, A2208F                         |              |          |                                |                   |
| Mortise - Reversible   | 01, 02, 03, 05                | A2303                                 | -            | 910.00   | 908.00                         | 964.00            |
|  | 08, 14, 15                    | A2303F                                |              |          |                                |                   |
| Concealed Vertical Rod (metal) - Reversible                        | 01, 02, 03                    | A2803, A2803F                         | -            | 910.00   | 908.00                         | 964.00            |
|  | 05, 08, 14, 15                | A2808, A2808F                         |              |          |                                |                   |
| Concealed Vertical Rod (wood) - Reversible                         | 01, 02, 03                    | A2703, A2703F                         | -            | 910.00   | 908.00                         | 964.00            |
|  | 05, 08, 14, 15                | A2708, A2708F                         |              |          |                                |                   |
| <b>Top Latch</b>   |                               |                                       |              |          |                                |                   |
| Surface Vertical Rod (630 furnished for 628, includes Latch Cover) | 2200, FL2200                  | TL22, TL22F                           | -            | -        | 539.00                         | 612.00            |
| Concealed Vertical Rod (metal, includes Top Latch & Rod Assembly)  | 2800, FL2800                  | TL28-8, TL28-10,<br>TL28F-8, TL28F-10 | 370.00       | -        | -                              | -                 |
| Concealed Vertical Rod (wood, includes Top Latch & Rod Assembly)   | 2700, FL2700                  | TL27-8, TL27-10,<br>TL27F-8           | 565.00       | -        | -                              | -                 |
| <b>Bottom Latch</b>  |                               |                                       |              |          |                                |                   |
| Surface Vertical Rod (630 furnished for 628, includes Latch Cover) | 2200, FL2200                  | BL22, BL22F                           | -            | -        | 481.00                         | 550.00            |
| Concealed Vertical Rod (metal, includes Top Latch & Rod Assembly)  | 2800, FL2800                  | BL28, BL28F                           | 262.00       | -        | -                              | -                 |
| Concealed Vertical Rod (wood, includes Top Latch & Rod Assembly)   | 2700, FL2700                  | BL27, BL27F                           | 440.00       | -        | -                              | -                 |
| <b>Covers</b>  |                               |                                       |              |          |                                |                   |
| <b>Active Case</b>   |                               |                                       |              |          |                                |                   |
| Rim  | 2100, FL2100                  | AC21                                  | -            | 187.00   | 262.00                         | 342.00            |
| Rim "10" Function - Handed   | 2110, FL2110                  | AC2110                                |              |          |                                |                   |
| Surface Vertical Rod   | 2200, FL2200                  | AC22                                  |              |          |                                |                   |
| Mortise  | 2300, FL2300                  | AC23                                  |              |          |                                |                   |
| Mortise "10" Function - Handed                                     | 2310, FL2310                  | AC2310                                |              |          |                                |                   |
| Concealed Vertical Rod   | 2700, FL2700,<br>2800, FL2800 | AC23                                  | -            | -        | -                              | -                 |
| Rim "10VI" Function With Visual Lock/Unlock Indicator Window       | 2110VI, FL2110VI              | AC2110VI                              | -            | 218.00   | 305.00                         | 351.00            |
| <b>SVR Latch Case</b>  |                               |                                       |              |          |                                |                   |
| (Top or Bottom)<br>(630 furnished for 628)                         | 2200, FL2200                  | LC22                                  | -            | -        | 236.00                         | 288.00            |

**NOTES:** · Assembly Nos. with Suffix "F" designate Assemblies for Fire Exit Hardware.  
· Specify Hand for all reversible Active Case Assemblies.

# Precision Component Assemblies - Wide Stile

# Component Assemblies

| Description  | Function/<br>Device Type          | Assembly No.  | Steel Plated | 628      | 606, 612, 613,<br>622 630, 690 | 626W,<br>605, 625 |
|--|-----------------------------------|---|--------------|----------|--------------------------------|-------------------|
| <b>Touchbar Components</b>   |                                   |   |              |          |                                |                   |
| Touchbar Assembly<br>(less active case, end cap & brkt.)   | All Devices                       | TBA-3,FLTBA-3,<br>TBA-4,FLTBA-4,<br>TBA-26,FLTBA-26 | -            | 1,358.00 | 1,570.00                       | 1,749.00          |
| <b>Device Endcap</b>   |                                   |   |              |          |                                |                   |
| Endcap   | All Devices                       | EC992   | -            | -        | 127.00                         | 165.00            |
| Mounting Bracket   | All Devices                       | MB305   | 89.00        | -        | -                              | -                 |
| <b>Center Chassis</b>  |                                   |   |              |          |                                |                   |
| Concealed Vertical Rod (metal)   | 2800,FL2800                       | CCH344  | 549.00       | -        | -                              | -                 |
| <b>Top Rod</b>   |                                   |   |              |          |                                |                   |
| Surface Vertical Rod<br>(Includes Rod Pin, Clip & Rod Guide)   | 7'-0"<br>8'-0"                    | TR1854<br>TR1855                                    | -            | -        | 145.00                         | 187.00            |
| [630 furnished for 626 and 628]  | 10'-0"                            | TR1857  |              |          |                                |                   |
| [12'-0" is not available on Fire Rated Devices]  | 12'-0"                            | TR5197  |              |          |                                |                   |
| Concealed Vertical Rod (metal)   | 6'-8" to 8'-0"<br>8'-1" to 10'-0" | TR551<br>TR552                                      |              |          |                                |                   |
| Concealed Vertical Rod (wood)  | 6'-8" to 8'-0"<br>8'-1" to 10'-0" | TR554<br>TR555                                      | 336.00       | -        | -                              | -                 |
| <b>Bottom Rod</b>  |                                   |   |              |          |                                |                   |
| Surface Vertical Rod (Includes Rod Pin, Clip & Rod Guide)<br>[630 furnished for 626 and 628]                       | All Devices                       | BR1859  | -            | -        | 145.00                         | 187.00            |
| Concealed Vertical Rod (metal) (Includes Bottom bolt)  | All Devices                       | BR553   | 206.00       | -        | -                              | -                 |
| Concealed Vertical Rod (wood) (Includes Bottom bolt)   | All Devices                       | BR556   | 336.00       | -        | -                              | -                 |
| <b>Extended Bottom Rod</b>   |                                   |   |              |          |                                |                   |
| Surface Vertical Rod   | All Devices                       | BR5247-09   | -            | -        | 236.00                         | 288.00            |
| Concealed Vertical Rod (metal) (Bottom bolt NOT included)  | All Devices                       | BR5244-09   | 173.00       | -        | -                              | -                 |
| Concealed Vertical Rod (wood) (Bottom bolt NOT included)   | All Devices                       | BR5246-09   | 173.00       | -        | -                              | -                 |
| <b>Rod Guide, Pin &amp; Clip</b>   |                                   |   |              |          |                                |                   |
| Surface Vertical Rod   | 2200,FL2200                       | RG124   | -            | -        | 77.00                          | 78.00             |
| <b>Cylinder Dogging Kit</b>  |                                   |   |              |          |                                |                   |
| Cylinder Dogging Kit (1-1/4" Mortise Cylinder not included)  | All Devices                       | CDK-3,CDK-4   | -            | 257.00   | 257.00                         | 262.00            |
| <b>Double Cylinder Kit - "10" Function - Handed</b><br>(Cylinders not included)                                    |                                   |   |              |          |                                |                   |
| Rim Device (Includes locking/cylinder assy, cylinder collar<br>and active case cover)                              |                                   | RDC-10  | -            | 694.00   | 771.00                         | 894.00            |
| <b>Double Cylinder With Visual Lock/Unlock Indicator Kit - "10VI" Function - Handed</b>                            |                                   |   |              |          |                                |                   |
| Rim Device (Includes locking cylinder assy, cylinder collar,<br>flag assembly and active case cover)               |                                   | RDC-10VI  | -            | 1,010.00 | 1,083.00                       | 1,195.00          |
| Fire Rated Rim Device (Includes locking cylinder assy, cylinder<br>collar, flag assembly and FL active case cover) |                                   | FRDC-10VI   | -            | 1,261.00 | 1,332.00                       | 1,445.00          |
| Mortise Device (Includes M310 Mortise Lock, extension assy,<br>cylinder bracket/collar and active case cover)      |                                   | MDC-10  | -            | 1,721.00 | 1,798.00                       | 1,921.00          |
| <b>Shim Kit</b>  |                                   |   |              |          |                                |                   |
| One set of 1/8" shims  | All Devices                       | SMK994 (Dull Black)                                 | 104.00       | -        | -                              | -                 |
| <b>Back Plate</b>  |                                   |   |              |          |                                |                   |
| Access Control Trim Center Driven Cam  | All Devices                       | BP21  | 101.00       | -        | -                              | -                 |

**NOTE:** Converts 2101, 2102, 2103, 2108 to 21 Center driven cam exit device

# Precision Component Assemblies - Narrow Stile

## Component Assemblies

| Description  | Function/<br>Device Type | Assembly No.                          | Steel Plated | 628      | 606, 612, 613,<br>622 630, 690 | 626W,<br>605, 625 |
|--|--------------------------|---------------------------------------|--------------|----------|--------------------------------|-------------------|
| <b>Active Case (Includes Lock Side Filler)</b>                                   |                          |                                       |              |          |                                |                   |
| Rim - Non Handed   | All Functions            | A24                                   | -            | 1,001.00 | 997.00                         | 996.00            |
|  |                          | A24F                                  | -            | 1,223.00 | 1,219.00                       | 1,294.00          |
| Concealed Vertical Rod (metal) - Non Handed                                      | All Functions            | A26, A26F                             | -            | 1,001.00 | 997.00                         | 1,065.00          |
| <b>Cover</b>   |                          |                                       |              |          |                                |                   |
| <b>Active Case</b>   |                          |                                       |              |          |                                |                   |
| Rim  | 2400, FL2400             | AC24                                  | -            | 187.00   | 262.00                         | 342.00            |
| Concealed Vertical Rod   | 2600, FL2600             | AC26                                  |              |          |                                |                   |
| <b>Touchbar Components</b>   |                          |                                       |              |          |                                |                   |
| Touchbar Assembly (less active case, end cap & bracket)                          | All Devices              | NTBA-3, FLNTBA-3,<br>NTBA-4, FLNTBA-4 | -            | 1,360.00 | 1,582.00                       | 1,749.00          |
| <b>Device Endcap</b>   |                          |                                       |              |          |                                |                   |
| Endcap   | All Devices              | NEC993                                | -            | -        | 127.00                         | 165.00            |
| Mounting Bracket   | All Devices              | NMB591                                | 89.00        | -        | -                              | -                 |
| <b>Center Chassis</b>  |                          |                                       |              |          |                                |                   |
| Concealed Vertical Rod (metal)   | 2600, FL2600             | CCH343                                | 595.00       | -        | -                              | -                 |
| <b>Top Latch</b>   |                          |                                       |              |          |                                |                   |
| Concealed Vertical Rod<br>(metal, includes Top Latch & Rod Assembly)             | 2600                     | TL28-8, TL28-10                       | 370.00       | -        | -                              | -                 |
|  | FL2600                   | TL28F-8, TL28F-10                     |              |          |                                |                   |
| <b>Bottom Latch</b>  |                          |                                       |              |          |                                |                   |
| Concealed Vertical Rod<br>(metal, includes Bottom Bolt & Rod Assembly)           | 2600                     | BL28                                  | 262.00       | -        | -                              | -                 |
|  | FL2600                   | BL28F                                 |              |          |                                |                   |
| <b>Top Rod</b>   |                          |                                       |              |          |                                |                   |
| Concealed Vertical Rod (metal)   | 6'-8" to 8'-0"           | TR551                                 | 206.00       | -        | -                              | -                 |
|  | 8'-1" to 10'-0"          | TR552                                 |              |          |                                |                   |
| <b>Bottom Rod</b>  |                          |                                       |              |          |                                |                   |
| Concealed Vertical Rod (metal) (Includes Bottom Bolt)                            | All Devices              | BR553                                 | 206.00       | -        | -                              | -                 |
| <b>Extended Bottom Rod</b>   |                          |                                       |              |          |                                |                   |
| Concealed Vertical Rod (metal) (Bottom bolt NOT included)                        | All Devices              | BR5244-09                             | 173.00       | -        | -                              | -                 |
| <b>Cylinder Dogging Kit</b>  |                          |                                       |              |          |                                |                   |
| Narrow Cylinder Dogging Kit<br>(1-1/4" Mortise Cylinder Not Included, see pg.30) | All Devices              | NCDK-3, NCDK-4                        | -            | 257.00   | 257.00                         | 262.00            |
| <b>Shim Kit</b>  |                          |                                       |              |          |                                |                   |
| Kit consists of: one set of 1/8" shims   | All Devices              | NSMK995 (Dull Black)                  | 104.00       | -        | -                              | -                 |

**NOTE:** Assembly Nos. with Suffix "F" designate Assemblies for Fire Exit Hardware.

# Precision Component Assemblies

# Component Assemblies

| Description   | Device Type  | Assembly No.   | Steel Plated | 689, 695 | Black  |
|---|--------------|----------------|--------------|----------|--------|
| <b>Covers</b>   |              |                |              |          |        |
| <b>Active Case</b>  |              |                |              |          |        |
| Rim   | 5100, FL5100 | AC5100         | -            | -        | 133.00 |
| Surface Vertical Rod  | 5200, FL5200 | AC5200         | -            | -        | 101.00 |
| SVR Latch Case (Top or Bottom)  | 5200, FL5200 | LC5200         | -            | -        | 101.00 |
| <b>Device Endcap</b>  |              |                |              |          |        |
| Endcap  | All Devices  | REC999         | 87.00        | -        | 62.00  |
| Mounting Bracket  | All Devices  | MB305          |              |          |        |
| <b>Top Latch</b>  |              |                |              |          |        |
| Surface Vertical Rod (Includes Latch Cover)                           | 5200, FL5200 | TL52, TL52F    | -            | -        | 369.00 |
| <b>Bottom Latch</b>   |              |                |              |          |        |
| Surface Vertical Rod (Includes Latch Cover)                           | 5200, FL5200 | BL52, BL52F    | -            | -        | 308.00 |
| <b>Top Rod</b>  |              |                |              |          |        |
| Surface Vertical Rod (Includes Rod Pin, Clip & Rod Guide)             | 7'-0"        | RTR1860        | -            | 104.00   | -      |
|   | 8'-0"        | RTR1861        |              |          |        |
|   | 10'-0"       | RTR1863        |              |          |        |
| <b>Bottom Rod</b>   |              |                |              |          |        |
| Surface Vertical Rod (metal) (Includes Rod Pin, Clip & Rod Guide)     | All Devices  | RBRI864        | -            | 104.00   | -      |
| <b>Extended Bottom Rod</b>  |              |                |              |          |        |
| Surface Vertical Rod  | All Devices  | BR5248-09      | -            | 172.00   | -      |
| <b>Rod Guide, Pin &amp; Clip</b>                                      |              |                |              |          |        |
| Surface Vertical Rod  | 5200, FL5200 | RRG123         | -            | -        | 62.00  |
| <b>Cylinder Dogging Kit</b>   |              |                |              |          |        |
| Precision Cylinder Dogging Kit (1-1/4" Mortise Cylinder Not Included) |              | RCDK-3, RCDK-4 | -            | 206.00   | -      |

**NOTES:** · Assembly Nos. with Suffix "F" designate Assemblies for Fire Exit Hardware.  
 · Top and Bottom Latch assemblies are priced with covers, deduct cover price if not required.



# Precision Component Assemblies - Crossbar

## Component Assemblies

| Description                       | Function/Device Type | Assembly No.  | 606, 612 613, 630 | 605, 625 |
|-----------------------------------|----------------------|---------------|-------------------|----------|
| <b>Active Case</b>                |                      |               |                   |          |
| Rim - Handed                      | 01, 02, 03           | A103          | 1,266.00          | 1,414.00 |
|                                   | 05, 08, 14, 15       | A108          |                   |          |
| Rim - Reversible                  | 01, 02, 03           | ARI03         | 1,266.00          | 1,414.00 |
|                                   | 05, 08, 14, 15       | ARI08         |                   |          |
| Rim - Handed                      | 01, 02, 03           | A103F         | 1,492.00          | 1,644.00 |
|                                   | 05, 08, 14, 15       | A108F         |                   |          |
| Rim - Reversible                  | 01, 02, 03           | ARI03F        | 1,492.00          | 1,644.00 |
|                                   | 05, 08, 14, 15       | ARI08F        |                   |          |
| Surface Vertical Rod - Reversible | 01, 02, 03           | A203, A203F   | 1,266.00          | 1,414.00 |
|                                   | 05, 08, 14, 15       | A208, A208F   |                   |          |
| Mortise - Handed                  | All Functions        | A303, A303F   | 1,266.00          | 1,414.00 |
| <b>Inactive Case</b>              |                      |               |                   |          |
| All - Reversible                  | All Devices          | BI23, BI23F   | 913.00            | 1,054.00 |
| <b>Top Latch</b>                  |                      |               |                   |          |
| Surface Vertical Rod              | 200                  | TL22          | 539.00            | 612.00   |
|                                   | FL200                | TL22F         |                   |          |
| <b>Bottom Latch</b>               |                      |               |                   |          |
| Surface Vertical Rod              | 200                  | BL22          | 481.00            | 550.00   |
|                                   | FL200                | BL22F         |                   |          |
| <b>Covers</b>                     |                      |               |                   |          |
| <b>Active Case</b>                |                      |               |                   |          |
| Rim - Handed                      | 100, FL100           | AC10, AC10F   | 264.00            | 344.00   |
| Rim - Reversible                  | R100, FLR100         | ACR10, ACR10F |                   |          |
| Surface Vertical Rod              | 200, FL200           | AC20, AC20F   |                   |          |
| Mortise                           | 300, FL300           | AC30, AC30F   |                   |          |
| <b>Inactive Case</b>              |                      |               |                   |          |
| Panic Exit Hardware               | All Devices          | HSI23         | 264.00            | 344.00   |
| Fire Exit Hardware                | All Devices          | HSI23F        |                   |          |
| <b>SVR Latch Case</b>             |                      |               |                   |          |
| (Top or Bottom)                   | 200, FL200           | LC22          | 236.00            | 288.00   |

- NOTES:**
- Assembly Nos. with Suffix "F" designate Assemblies for Fire Exit Hardware.
  - Assemblies are priced with covers, deduct cover price if not required.
  - \* Specify Hand for all reversible or handed Active Case Assemblies.

## Precision Component Assemblies - Crossbar

## Component Assemblies

| Description                                | Function/ Device | Assembly No. |          | Steel Plated | 606, 612<br>613, 630 | 605, 625 |
|--|------------------|--------------|----------|--------------|----------------------|----------|
|  |                  | 3' Door      | 4' Door  |              |                      |          |
| <b>Crossbar*</b>                           |                  |              |          |              |                      |          |
| Standard                                   | All Devices      | CB123-3      | CB123-4  | –            | 182.00               | 220.00   |
| Reinforced                                 | All Devices      | CBR123-3     | CBR123-4 | –            | 216.00               | 254.00   |
| Knurled                                    | All Devices      | CBK123-3     | CBK123-4 | –            | 443.00               | 485.00   |
| <b>Crossbar Plug</b>                       |                  |              |          |              |                      |          |
|  | All Devices      | CPI23        |          | –            | 48.00                | 52.00    |
| <b>Top Rod*</b>                            |                  |              |          |              |                      |          |
| Surface Vert Rod                           | 7'-0"            | TR1854       |          | –            | 145.00               | 187.00   |
|  | 8'-0"            | TR1855       |          |              |                      |          |
|  | 10'-0"           | TR1857       |          |              |                      |          |
|  | 12'-0"           | TR5197       |          |              |                      |          |
| <b>Bottom Rod*</b>                         |                  |              |          |              |                      |          |
| Surface Vertical Rod                       | All Devices      | BRI859       |          | –            | 145.00               | 187.00   |
| <b>Extended Bottom Rod</b>                 |                  |              |          |              |                      |          |
| Surface Vertical Rod                       | All Devices      | BR5247-09    |          | –            | 236.00               | 288.00   |
| <b>Rod Guide, Pin &amp; Clip</b>           |                  |              |          |              |                      |          |
| Surface Vertical Rod                       | 200, FL200       | RG124        |          | –            | 77.00                | 78.00    |
| <b>Back Plate Assemblies - Rim Devices</b> |                  |              |          |              |                      |          |
| Rim  | 01, 02, 03       | BP103        |          | 104.00       | –                    | –        |
|  | 05, 08, 14, 15   | BP108        |          |              |                      |          |
| Surface Vert Rod                           | 01, 02, 03       | BP203        |          | 104.00       | –                    | –        |
|  | 05, 08, 14, 15   | BP208        |          |              |                      |          |

\* 630 furnished for 626

## Trim Components Assemblies

| Series   | Description  | Kit No. |          |           |        |
|--|--|---------|----------|-----------|--------|
| <b>Trim Function Conversion Kits</b>                     |  |         |          |           |        |
| 4900 Trim  | From "03" to "08" or "02" to "14"                    | FC-08   | YFC-08   | Precision | 257.00 |
| V4900 Trim   | From "03" to "08" or "02" to "14"                    | VFC-08  | YVFC-08  | Precision | 257.00 |
|  | From 4900 Trim to V4900 Trim                         | B-49-01 | YB-49-01 | Precision |        |
| M4900 Trim   | From "03" to "08" or "02" to "14"                    | MFC-08  | MYFC-08  | Precision |        |
| 2900 Trim  | From "08" to "03" (**specify Lever Style and finish) | NFC-03  |          |           | 257.00 |
|  | From "03" to "08" (**specify Lever Style and finish) | NFC-08  |          |           |        |
| <b>Cylinder Attachment Kits (Cylinders not included)</b> |  |         |          |           |        |
| Wide Stile   | 1700, 2000, 4900, V4900, 603 and 703A Series Trim    | CA-03T  |          |           | 58.00  |
|  | Device, "03" function, no outside Trim               | CA-03   |          |           | 34.00  |
| Narrow Stile   | Device, "03" function, no outside Trim               | *NCA-03 |          |           | 55.00  |
|  | 2900 Trim - for "03" function                        | CA-2903 |          |           | 64.00  |
|  | 2900 Trim - for "08" function                        | CA-2908 |          |           | 64.00  |
| Precision  | 808A Trim (specify finish 689 or 695)                | RCA-08  |          |           | 64.00  |

\*\* Please see specific catalog pages for finish designation.

\* Specify finish

# Weight Chart

Miscellaneous

| Weights are to the nearest 0.25 Lb. and for estimating purposes only. | 628   |        | 605, 606, 612, 613, 622, 625, 626W, 630, 690 |        |           | 689, 695  |
|---|-------|--------|--|--------|-----------|-----------|
|   | Wide  | Narrow | Wide   | Narrow | Precision | Precision |
| <b>Devices - Less Trim</b>  |       |        |  |        |           |           |
| Rim   | 15.00 | 14.25  | 18.50  | 18.00  | 14.00     | 15.00     |
| Surface Vertical Rod  | 18.00 | –      | 23.25  | –      | 19.00     | 18.50     |
| Less Bottom Rod   | 17.25 | –      | 21.25  | –      | 18.00     | 16.75     |
| Mortise   | 17.00 | –      | 20.00  | –      | 16.00     | –         |
| Concealed Vertical Rod (metal)  | 19.25 | 18.75  | 22.50  | 22.00  | –         | –         |
| Less Bottom Rod   | 18.25 | 17.50  | 21.50  | 21.00  | –         | –         |
| Concealed Vertical Rod (wood)   | 18.75 | –      | 22.50  | –      | –         | –         |
| Less Bottom Rod   | 17.00 | –      | 21.00  | –      | –         | –         |
| Device with DE option: <b>add 13.00</b>                               |       |        |  |        |           |           |
| <b>Trims</b>  |       |        |  |        |           |           |
| 1700A   | 3.00  | –      | 3.00   | –      | 3.00      | –         |
| 2000A   | 3.25  | –      | 3.25   | –      | 3.25      | –         |
| 2900A   | –     | 3.00   | –  | 3.00   | –         | –         |
| 4900A, 4900K  | 5.50  | –      | 5.50   | –      | 5.50      | –         |
| V4908A  | 6.00  | –      | 6.00   | –      | 6.00      | –         |
| C03   | 2.00  | –      | 2.00   | –      | 2.00      | –         |
| 501   | –     | –      | –  | –      | –         | 0.75      |
| 602, 603  | –     | –      | –  | –      | –         | 1.00      |
| 702, 703  | –     | –      | –  | –      | –         | 1.75      |
| 808A, 814A  | –     | –      | –  | –      | –         | 3.25      |
| <b>Active Case Assembly</b>   |       |        |  |        |           |           |
| Rim Device  | 2.50  | 2.00   | 2.50   | 2.00   | 6.00      | 1.25      |
| Vertical Rod Device   | 3.00  | –      | 3.00   | –      | 6.00      | 1.25      |
| Mortise Device  | 2.25  | –      | 2.25   | –      | 5.50      | –         |
| Concealed Vertical Rod (metal)  | 3.00  | 1.75   | 3.00   | 1.75   | –         | –         |
| Concealed Vertical Rod (wood)   | 3.00  | –      | 3.00   | –      | –         | –         |
| <b>Touchbar Assembly</b>  |       |        |  |        |           |           |
| 3'- 0" Device   | 10.25 | 10.25  | 13.75  | 13.75  | –         | 10.25     |
| 4'- 0" Device   | 11.50 | 11.50  | 15.00  | 15.00  | –         | 11.00     |
| ELR Device  | 12.50 | 12.50  | 15.00  | 15.00  | –         | –         |
| Dummy Touchbar  | 8.75  | 8.75   | 14.50  | 14.50  | –         | –         |
| <b>Inactive Case Assembly</b>   |       |        |  |        |           |           |
| 3'- 0" Device   | –     | –      | –  | –      | 3.00      | –         |
| <b>Top Latch Assembly</b>   |       |        |  |        |           |           |
| Surface Vertical Rod  | 2.50  | –      | 2.50   | –      | 2.50      | 2.00      |
| Concealed Vertical Rod  | 2.75  | 2.75   | 2.75   | 2.75   | –         | –         |
| <b>Bottom Latch Assembly</b>  |       |        |  |        |           |           |
| Surface Vertical Rod  | 2.00  | –      | 2.00   | –      | 2.00      | 1.75      |
| Concealed Vertical Rod  | 2.50  | 2.50   | 2.50   | 2.50   | –         | –         |

\* 630 furnished for 626

| <b>Mullions</b>            |       |
|----------------------------|-------|
| 811                        | 24.00 |
| <b>Mullion Fittings</b>    |       |
| MC811                      | 0.50  |
| MB811                      | 0.50  |
| MB822                      | 1.00  |
| <b>Mortise Lock</b>        |       |
| M303, M308, M310           | 2.75  |
| <b>Low Energy Operator</b> |       |
| D-4990                     | 40.00 |
| D-4990T                    | 40.00 |

| <b>Electronics</b> |       |
|--------------------|-------|
| PS-161             | 100   |
| EPT-5              | 100   |
| 822                | 30.00 |
| MC822              | 2.25  |
| MC822F             | 2.25  |
| FL822              | 30.00 |
| KMC822             | 3.75  |
| KMC822F            | 3.75  |

## Quoting & Ordering

Price quotations are based on one (1) shipment to one (1) location, and are valid as identified in the quote but in no case longer than one year from the date of the quote. All exceptions will be evaluated on an individual basis.

All quotation requests will be provided by the dormakaba USA Inc. ("dormakaba USA") Representative where the project is located.

**QUOTING PROCESS AND PROCEDURES:** The following information is necessary to secure a price quotation from dormakaba USA.

- Distributor Name
- Distributor Location
- Distributor Contact Name and Phone Number
- Distributor e-mail contact
- Project Name
- Project Location
- Bid Date
- Architects Name, Phone Number and Architects Location
- Specification Writer Name, Phone Number and Location
- Competitive Influence / Specification

**LIST OF MATERIALS TO BE QUOTED:** Every attempt will be made by dormakaba USA to provide the price quotation in a timely manner. Upon completion, you will receive a copy of the quotation which will also include a valid quotation number. Once the project is secured, a copy of the quotation must accompany your purchase order and be forwarded to dormakaba USA Customer Service Department in Indianapolis for processing.

**NON-STANDARD PRODUCT REQUEST:** Please contact your dormakaba USA Representative to complete a Non-Standard Product Request Form.

All requests should be submitted to the following email address:  
**Email: [product.request.us@dormakaba.com](mailto:product.request.us@dormakaba.com)**

Upon receipt of a special order request, dormakaba USA will review the configuration and determine if dormakaba USA is capable of making the special order product and will provide a response to the customer. If dormakaba USA is able to make the special order product, dormakaba USA will provide a specific sku/configuration to the customer for the special order product. This sku/configuration must be identified on all Purchase Orders. In addition, the Purchase Order must be marked as a "Special Order".

**ORDERING:** The following information is required for dormakaba USA to successfully process any order:

- Itemized Purchase Order (PO)
- dormakaba USA Approved Quote

Please send all orders to [BAS-orderentry.us@dormakaba.com](mailto:BAS-orderentry.us@dormakaba.com) or by fax to 877-835-1030

**NOTE:** For detailed information on how to place an order for dormakaba USA products as well as BEST masterkey services please see the detailed section regarding "Best Ordering".

**ADD ON ORDERS FOR QUOTED PROJECTS:** To place an add-on order from a quoted project the Distributor must include the original quote, PO number and/or dormakaba USA's original order number. Add-On orders will be accepted for a period one (1) year from the original order date. Add-On orders received that are outside of the aforementioned period will be forwarded to the dormakaba USA Representative for re-quote.

**STOCKING ORDERS:** All orders for stock replenishment should be marked as "Stock" and indicate a "Ship To" address that coincides with the stocking Distributor warehouse location.

**INCOMPLETE ORDER PROCESS:** All orders are screened upon receipt for complete information. If an order is received incomplete, dormakaba USA Customer Service will make one (1) attempt to contact a Distributor directly for the missing requirements. If the information is not made available to dormakaba USA at that time the order will be referred to the local dormakaba USA Representative for resolution. All incomplete orders will be cancelled if not resolved after fourteen (14) calendar days.

**PRICE DISCREPANCY PROCESS:** All entered orders are reviewed by dormakaba USA Customer Service for accuracy and pricing consistency between the Distributor and dormakaba USA. Any order determined by dormakaba USA, in its sole and absolute discretion, to have a value greater than the Total Price shown on the Distributor purchase order will be held by dormakaba USA for a Price Discrepancy. dormakaba USA quotes are also reviewed to ensure that they are complete, approved, and match the PO. Due to pricing sensitivity, all price discrepancies must be resolved exclusively by your dormakaba USA Representative.

**ORDER CANCELLATION/CHANGES:** All requests for Order Cancellations and Changes (Quantity, Shipping, Finish, Function, etc) should be sent directly to dormakaba USA Customer Service. Requests via phone will be accepted, but must be accompanied by a written request. Factory Order Number, PO Number, Account Info, and Detailed Changes must be clearly indicated. Change requests can be submitted via the following methods:

**Email: [BAS-cshelp.us@dormakaba.com](mailto:BAS-cshelp.us@dormakaba.com)**  
**Fax: 1-877-835-1030**

All order cancellations or changes will be subject to a cancellation fee as defined in dormakaba USA's Terms and Conditions of Sale.

**PRODUCTION SCHEDULING AND "DO NOT SHIP BEFORE" REQUESTS:** All orders are scheduled for production and shipping based on current production lead times and availability. Scheduling is completed only when an order is released from both credit and pricing review.

Exceptions to this policy are made only when the PO is clearly marked: "Do Not Ship Before" followed by the date. (Required Date, Expected Date, etc. do not apply) These orders will be scheduled to ship on or after the date listed.

Changes to "Do Not Ship Before" dates are required in writing and should be sent to: [BAS-cshelp.us@dormakaba.com](mailto:BAS-cshelp.us@dormakaba.com).

Be advised, orders not clearly marked with a "Do Not Ship Before" designation will be payable within normal terms from the actual shipment date.

**EXPEDITE REQUESTS:**

- Expedite requests will be reviewed and accommodated by dormakaba USA based on production lead times and availability.  
**Email: [BAS-expediterequest.us@dormakaba.com](mailto:BAS-expediterequest.us@dormakaba.com)**
- See the then current dormakaba USA Quick Ship Program for details.

**WHOLESALE PURCHASE:** Distributors are also free to utilize dormakaba USA's Authorized Wholesalers to purchase product. dormakaba USA does not make any guarantee of availability or pricing for purchases from an Authorized Wholesaler and the discounts afforded to Distributor by dormakaba USA shall not apply to purchases from an Authorized Wholesaler. The terms and conditions and price of product shall be as mutually agreed between Distributor and Wholesaler.

## BEST Cylinder and Precision Exit Device Orders

For current pricing and ordering information associated with Best cylinders please see the Best Price Catalog.

## Returned Authorization (RA) Non-Warranty

**RA POLICY:** A Return Authorization Form ("RA") must be utilized to return products that are not defective and otherwise in a resalable condition. Only goods with an invoice date of less than one (1) year will be considered for a non-warranty related return. All materials returned to dormakaba USA Inc. ("dormakaba USA") for any reason (other than warranty), must have a correct RA number applied to the outside of the shipping carton. A standard re-stocking charge (of the purchase price) will be applied to the Distributor's account for orders returned, including orders that were placed by customer in error. Transportation charges of returned goods must be prepaid by the Distributor. All goods must be returned within sixty (60) calendar days of RA issue date. All goods must be returned in original packaging and be in resalable condition. Product not returned in saleable condition is subject to disposal by dormakaba USA with no credit issued. Commercial Hardware items that are special made to order items will not be returned under any circumstances.

**RA PROCESS:** Requests for non-warranty related returns can be initiated by submitting an e-mail to [BAS-rgacreditgrp.us@dormakaba.com](mailto:BAS-rgacreditgrp.us@dormakaba.com).

The RA Request Form must be completed entirely to process an RA. The following information will be needed:

- Company Name
  - Account Number
  - Contact Name
  - Purchaser Order Number
  - Sales Order Number
  - Item Number
  - Item Quantity
  - Phone Number
  - Description of the Problem
1. Upon review and approval of the submitted RA request, a claim number is logged and provided back to the requestor by a dormakaba USA Team member:
  2. Once a claim number is issued, this number should be noted on all references and communications concerning said RA.
  3. Product should be returned to the address below. The shipment must be marked with the approved RA claim number to ensure prompt processing and attention. All shipping charges prepaid by customer.  

dormakaba USA Inc.  
Attn: Returns Department  
6161 East 75th Street  
Indianapolis, IN 46250
  4. The RA will be processed once material is received at dormakaba USA's factory provided it is received in its original packaging and is in saleable condition.
  5. Credit is issued to the Distributor account and a credit memo is mailed to the Distributor.

## Fulfillment Issues

Any quality issues (missing parts, wrong parts, handling, finish, etc) should be submitted electronically to: [BAS-rgacreditgrp.us@dormakaba.com](mailto:BAS-rgacreditgrp.us@dormakaba.com) or your Local dormakaba USA Representative.

Please reference your original Purchase Order (PO) Number, Factory Order Number, Distributor Account, Contact Information (E-mail/Fax), and include a detailed description of the issue.

**1) ITEMS MISSING FROM A SHIPMENT:** If you have signed your shipment short, dormakaba USA Customer Service will promptly issue a No Charge replacement order for the missing products.

If the shipment was not signed short but after review, dormakaba USA Customer Service determines (based on shipping weights, packing lists, etc) that the order was indeed shipped short, a No Charge replacement will be issued.

If dormakaba USA Customer Service cannot verify a shipping error, an advance replacement order will be entered, charged, and expedited to the Distributor. The quality issue will be forwarded to the Return Authorization Credit Group for resolution.

If it is determined that the item was omitted from the order due to a dormakaba USA order entry error, a change order will be entered and expedited for the missing products.

Please see price book for further detail.

**2) WRONG ITEMS RECEIVED** (parts, handling, function, finish, etc):  
Advanced replacements will be issued for any wrong items received. **Such orders will be charged based on pricing/discounts from the original order.** The issue will be forwarded to dormakaba USA's Return Authorization Credit Group for resolution.

Any quality issue that is determined to be either a dormakaba USA order entry and/or manufacturing error will have an advanced replacement order entered and will be expedited. An RA will be issued to return the incorrect products. No re-stock fee will apply for dormakaba USA order entry and/or manufacturing errors.

# Order Form

dormakaba USA Inc.  
Attn: Precision Hardware  
6161 East 75th Street  
Indianapolis, IN 46250

Order Form: \_\_\_\_\_

P.O. #: \_\_\_\_\_

Date: \_\_\_\_\_

Ship to: \_\_\_\_\_

Sold to: \_\_\_\_\_

\_\_\_\_\_  
\_\_\_\_\_  
\_\_\_\_\_

Phone number: \_\_\_\_\_

Date required \_\_\_\_\_

Placed by: \_\_\_\_\_

Job name: \_\_\_\_\_

Entered by: \_\_\_\_\_

Salesperson: \_\_\_\_\_

Ship via: \_\_\_\_\_

| Quantity | Product Description | Handing | Finish | Door Size |
|----------|---------------------|---------|--------|-----------|
|          |                     |         |        |           |
|          |                     |         |        |           |
|          |                     |         |        |           |
|          |                     |         |        |           |
|          |                     |         |        |           |
|          |                     |         |        |           |
|          |                     |         |        |           |
|          |                     |         |        |           |
|          |                     |         |        |           |
|          |                     |         |        |           |
|          |                     |         |        |           |
|          |                     |         |        |           |
|          |                     |         |        |           |
|          |                     |         |        |           |
|          |                     |         |        |           |
|          |                     |         |        |           |
|          |                     |         |        |           |
|          |                     |         |        |           |
|          |                     |         |        |           |
|          |                     |         |        |           |
|          |                     |         |        |           |

# Return Authorization Form Request

Return for Replacement       Return for Credit

Date of Request: \_\_\_\_\_  
 Original Order: \_\_\_\_\_  
 Date of Request: \_\_\_\_\_  
 Original P.O.: \_\_\_\_\_  
 Invoice #: \_\_\_\_\_  
 Customer Name: \_\_\_\_\_  
 Account Number: \_\_\_\_\_  
 Address: \_\_\_\_\_  
 City: \_\_\_\_\_  
 State: \_\_\_\_\_ Zip: \_\_\_\_\_  
 Contact Name: \_\_\_\_\_  
 E-mail: \_\_\_\_\_  
 Phone: \_\_\_\_\_

## NATURE OF PROBLEM

- Manufacturing Defect
- Warranty Evaluation
- Missing Parts
- Wrong Material Received
- Wrong Material Ordered
- Wrong Quantity
- Return Inventory
- Other: \_\_\_\_\_

NOTE: All returns shall be subject to dormakaba USA Inc.'s current Terms of Sale and Warranty as outlined in the price catalog.

Ship Replacement Material to Address Above                       Ship Replacement Material to Address on Order

## DETAILED DESCRIPTION OF DEFECT OR REASON FOR RETURN

\_\_\_\_\_  
 \_\_\_\_\_  
 \_\_\_\_\_

| RETURN MATERIAL   |          |                      |                     |
|---|----------|----------------------|---------------------|
| Line Item #   | Quantity | Product Nomenclature | Product Description |
|   |          |                      |                     |
|   |          |                      |                     |
|   |          |                      |                     |
|   |          |                      |                     |
|   |          |                      |                     |
|   |          |                      |                     |
|   |          |                      |                     |
|   |          |                      |                     |
|   |          |                      |                     |
|   |          |                      |                     |
| Please e-mail completed form to <a href="mailto:BAS-rgacreditgrp.us@dormakaba.com">BAS-rgacreditgrp.us@dormakaba.com</a> or Fax to 1-877-835-1030 |          |                      |                     |







# Notes

Lined area for taking notes.



**CORPORATE HEADQUARTERS**

6161 EAST 75TH STREET  
INDIANAPOLIS, IN 46250 USA

Phone 855-365-2407

[bestaccess.com](https://www.bestaccess.com)

For questions about ordering and to be sure you get the right configuration for your needs, [contact your BEST dormakaba sales representative](#).  
6161 East 75th Street, Indianapolis, IN 46250 USA | [855-365-2407](tel:855-365-2407) | [bestaccess.com](https://www.bestaccess.com)