



BEST 
dormakaba Group

Sliding & Folding Door Hardware By BEST



Trusted experts. Proven reliability. Simply BEST.

TABLE OF CONTENTS

Nomenclature explained 2-3
 BiFold hardware 4-11
 BF30 4-7
 BF50 8-9
 BF125N 10-11

ByPass hardware 12-17
 BP60 & BPD60 12-15
 BP150N & BPD250N 16-17
 Pocket door hardware 18-21
 PD75 18
 PD150N 19
 PDF150N & PDF250N 20-22

Nomenclature Explained

Folding



BiFold



Folding – Multi Panel

By Pass (Sliding)



By Passing Pair



By Passing – Multi Panel

Pocket Door



Single Pocket Door



Bi-Parting Pair

Nomenclature: Application + Weight = Class Number

Application	Weights	
	Lbs.	(Kg)
BF = BiFold	30 lbs	14 Kg
	50 lbs	23 Kg
	125 lbs	57 Kg
BP = ByPass	60 lbs	27 Kg
	150 lbs	68 Kg
	250 lbs	113 Kg
PD = Pocket Door	75 lbs	34 Kg
	150 lbs	68 Kg
PDF = Pocket Door Frame	150 lbs	68 Kg
	250 lbs	113 Kg

Example: BF (Bi-Fold) – 125 (125 lbs.)

Nomenclature Explained

Metric Conversions

1 in. = 25.4 mm

1 mm = .039 in.

Inches	Millimeters
1/16"	2
1/8"	3
3/16"	5
1/4"	6
5/16"	8
3/8"	10
7/16"	11
1/2"	13
9/16"	15
5/8"	16
11/16"	18
3/4"	19
13/16"	21
7/8"	22
15/16"	24
1"	25
1-3/8"	35

Inches	Millimeters
1-3/4"	44
2"	51
2-3/4"	70
3-1/2"	89
12"	305
18"	457
24"	610
30"	762
36"	914
48"	1219
60"	1524
72"	1829
84"	2134
96"	2438
120"	3048
144"	3658
192"	4877

Average door weight chart						
	inches	mm	inches	mm	inches	mm
Door Thickness	1-3/8"	35	1 3/4"	44	2"	51
	lbs/ft ²	kg/m ²	lbs/ft ²	kg/m ²	lbs/ft ²	kg/m ²
Hollow Core	2	9.8	2 1/2"	12.2	-	-
Solid Core	3-1/2"	17	4 1/2"	22	5 1/4"	25.6
Pine (White)	3"	14.6	3 1/2"	17	4"	19.5
Oak	5"	24.4	7"	34.2	8"	39
Ash	4"	19.5	5"	24.4	6"	29.3
Fir	3"	14.6	3 1/2"	17	4"	19.5
Birch	4-1/4"	20.8	5 1/2"	26.9	6 1/4"	30.5
Mahogany	3-1/2"	17	4 1/2"	22	5 1/4"	25.6

BiFold Hardware: BF30

30 lb. Panel Bifold

For installation of 2 or 4, 7/8" to 1-3/8" thick panels weighing up to 30 lbs. each.

Features

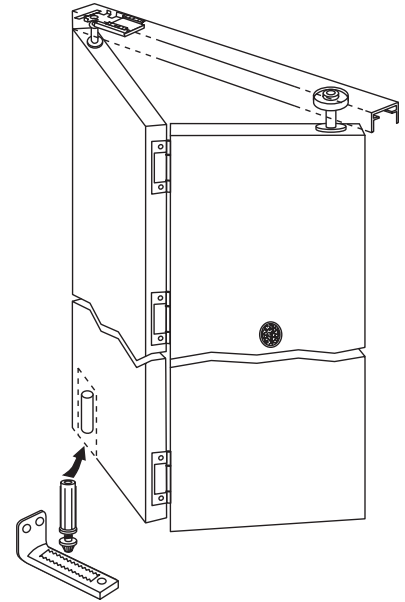
- Spring loaded top pivot and roller guide for easy installation
- Permanently lubricated roller guide
- Durable pre-painted track
- All metal components galvanized against corrosion

ANSI Reference

- BF30 conforms to ANSI A156.14 type D8622, D8662

Cross Reference

- BEST 2400/2900 series
- Lawrence C 620/640
- Cox 43/48
- Johnson 1838
- Hager CD-2670
- Sterling 1540/9000



Sizing Information

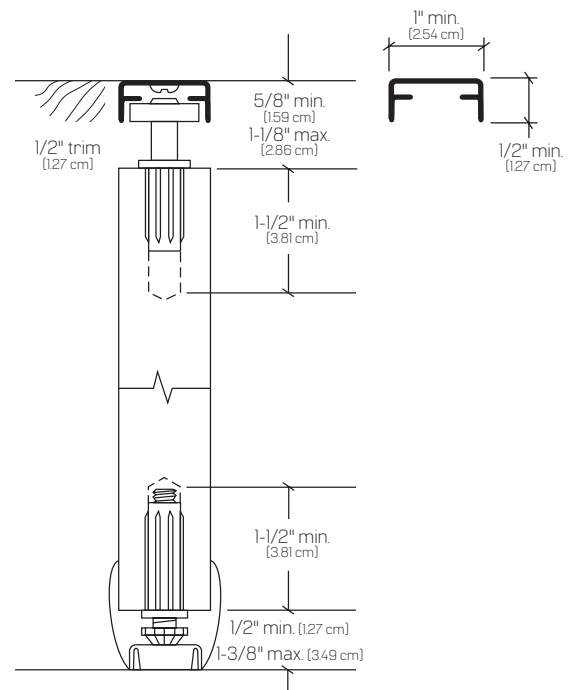
Finished Opening/Panel Dimensions

To determine panel width – Panel width = known finished opening width divided by number of panels, less 1/4"

To determine opening width – Opening width = known finished panel width plus 1/4", multiplied by number of panels

Door height = 1-5/8" less than finished opening height

Installation Detail



Complete Packaged Sets

Retail Packaging

Minimum 1" thick panels

Description	Set No.	Case Qty.	Case Weight	EDP Number
2 Door 24" opening	BF30-00-24	6 sets	9 lbs	711 40 2022
2 Door 30" opening	BF30-00-30	6 sets	10 lbs	711 40 2025
2 Door 36" opening	BF30-00-36	6 sets	12 lbs	711 40 2032
4 Door 48" opening	BF30-00-48	6 sets	19 lbs	711 40 2044
4 Door 60" opening	BF30-00-60	6 sets	21 lbs	711 40 2054
4 Door 72" opening	BF30-00-72	6 sets	24 lbs	711 40 2064

BiFold Hardware: BF30

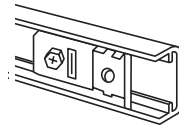
Track with Pivot Bracket

Track No.	Number of Panels	Length	Finish	Case Qty.	Case Weight	EDP Number
BF30-01-24	2	23-3/4"	White	25 ea.	14 lbs	711 52 2004
BF30-01-30	2	29-3/4"	White	25 ea.	17 lbs	711 52 2032
BF30-01-36	2	35-3/4"	White	25 ea.	19 lbs	711 52 2060
BF30-01-36	4	35-3/4"	White	25 ea.	22 lbs	711 52 2064
BF30-01-48	4	47-3/4"	White	25 ea.	28 lbs	711 52 2068
BF30-01-60	4	59-3/4"	White	25 ea.	34 lbs	711 52 2092
BF30-01-72	4	71-3/4"	White	25 ea.	40 lbs	711 52 2120
BF30-01-84	4	83-3/4"	White	25 ea.	48 lbs	711 52 2144
BF30-01-96	4	95-3/4"	White	25 ea.	54 lbs	711 52 2148

Packaged Set Components

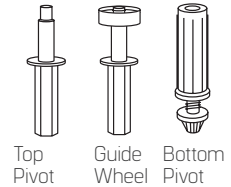
Steel Track

	EDP Number
BF30-01-XX	**



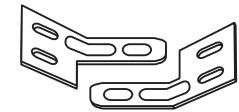
Top Guide Pivot/Guide Wheel – 7/16" Dia. Body

	Cast Qty.	EDP Number
BF50-34 - Top Pivot	200 ea.	711 52 2272
BF30-35 - Guide Wheel	200 ea.	711 52 2280
BF30-36 - Bottom Pivot	200 ea.	711 52 3248



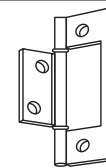
Aligners

	Cast Qty.	EDP Number
BF50-72 For use in four door installations	100 pr.	711 52 2224



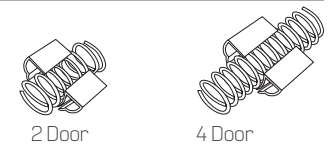
Hinges

	Length	Cast Qty.	EDP Number
221-3 - Offset Holes Brass tone zinc finish	3"	300 pr.	711 52 1032



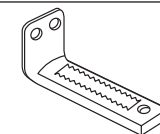
Snugger

	Cast Qty.	EDP Number
BF30-22 - 2 Door	200 ea.	711 52 2240
BF30-24 - 4 Door	100 ea.	711 52 2244



Jamb Bracket

	Cast Qty.	EDP Number
BF30-81 Easy horizontal adjustment	200 pr.	711 52 4200



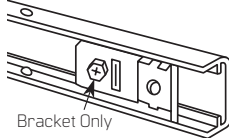
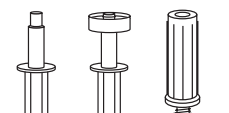
Knobs

	Cast Qty.	EDP Number
BF50-62 - Wood	100 pr.	711 52 1280

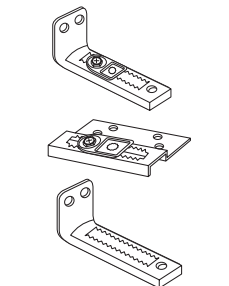


BiFold Hardware: BF30

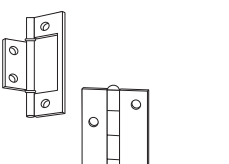
Accessories & Options

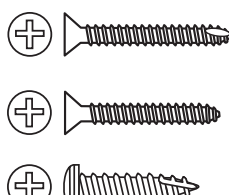
Pivot Bracket	Cast Qty.	EDP Number	
BF30-10	200 ea.	711 52 2236	
			Bracket Only
Top Guide Pivot/Guide Wheel – 3/8" Dia. Body	Cast Qty.		
BF30-31 - Top Pivot	200 ea.	711 52 2612	
BF30-32 - Guide Wheel	200 ea.	711 52 2620	
BF30-33 - Bottom Pivot	200 ea.	711 52 4212	

Slide Guides	Cast Qty.	EDP Number	
BF30-25 Cushions door when opening, tensions doors in closed position	200 ea.	711 52 2372	

Jamb Bracket	Cast Qty.	EDP Number	
BF50-81 - 3/4" flat head screws Easy horizontal adjustment	200 ea.	711 52 2252	
BF50-83 - Floor Bracket for slab floor installations	200 ea.	711 52 2264	
BF50-84 - 3/4" flat head screws Heavy Duty Jamb Bracket for mounting above floor	200 ea.	711 52 3236	

Knob	Cast Qty.	EDP Number	
BF50-61 - Plastic, Cushions door when opening, tensions doors in closed position	100 pr.	711 52 1280	

Hinges	Length	Cast Qty.	EDP Number	
220-3LS Non-mortise, In-line holes, no screws	3"	300 pr.	711 52 1016	
224 - 2-1/2" x 1-5/8" Satin Brass Finish, Flatback Hinge, no screws		300 pr.	711 52 1052	
234 - 2-1/2" x 1-5/8" Bright Zinc Finish, Flatback Hinge, no screws		300 pr.	711 52 1076	
224RC - 2-1/2" x 1-5/8" Satin Brass Finish, Flatback Hinge with raised countersinks for Medium Density Fiberboard (MDF) panels no screws		300 pr.	711 52 1053	

Screws	Cast Qty.	EDP Number	
220-121SC - Brass Tone Finish, Drill Point Screws for 220 hinge #2 Phillips drive #6 x 7/8" flat head	600 sets	711 52 1024	
221-SC - Brass Tone Finish, Screws for 220-3/221-3 hinge #2 Phillips drive #6 x 7/8" flat head	600 sets	711 52 1040	
214-121SC - Brass Tone Finish, Self drilling screws for 224/234 hinge #2 Phillips drive #8 x 5/8" pan head	300 sets	711 52 1004	
214-SC - Brass Tone Finish, Screws for 224/234 hinge #2 Phillips drive #8 x 5/8" pan head	300 sets	711 52 1000	

BiFold Hardware: BF30

When Ordering, Please Specify EDP Number

BF30 Bifolding Hardware Bagsets

	EPD No. Bagset Catalog No.	711 52 2007 2453	711 52 2011 2454	711 52 2012 2455
Class No.	Part Description			
BF30-83	Pivot Locator	1	1	1
BF30-81	Bracket Jamb Blue Zinc	1	1	11
BF30-22	2-Door Snugger	1	1	1
BF30-24	4-Door Snugger	1	1	1
BF30-31	Top Pivot	2	1	
BF50-34	Top Pivot			
BF30-33	Bottom Pivot	1	1	1
BF30-36	Bottom Pivot			
BF30-25	Slide Guide			
BF30-32	Guide Wheel	1	1	1
BF50-61	Plastic Knob Tan		1	
BF50-62	Wood Knob	1		
	Plastic Knob White			
wBF50-72	Aligner	1	1	1
	#8 x 5/8" Pan Head Screw	2	2	2
	#8 x 1-1/2" Flat Head Screw	5	5	5
	#8 x 3/4" Flat Head Screw	5	5	5
	#8 x 1-3/4" Truss Head Knob Screw	1	1	
	#8 x 1-1/4" Pan Head Screw			
	#8 x 1-3/4" Truss Head Mach. Screw			1

	EPD No. Bagset Catalog No.	711 52 2017 2400	711 52 3128 2568	711 52 2016 2405
Class No.	Part Description			
BF30-83	Pivot Locator	1		1
BF30-81	Bracket Jamb Blue Zinc	1		1
BF50-81	Adjustable Jamb Bracket		2	1
BF30-22	2-Door Snugger	1		1
BF30-24	4-Door Snugger	1	1	1
BF50-34	Top Pivot	1	2	1
BF30-36	Bottom Pivot	1	2	1
BF30-25	Slide Guide			
BF30-35	Guide Wheel	1	2	1
BF50-61	Plastic Knob Tan	1		1
F50-62	Wood Knob		2	1
BF50-65	Brass Knob			
BF50-72	Aligner	1	2	1
	#8 x 5/8" Pan Head Screw	2	4	2
	#8 x 1-1/2" Flat Head Screw	5	10	5
	#8 x 3/4" Flat Head Screw	5	10	5
	#8 x 1-3/4" Truss Head Knob Screw	1	2	1
	#8 x 1-1/4" Pan Head Screw			
	#8 x 1-3/4" Truss Head Mach. Screw			
	#8 x 1-9/16" Truss Head Knob Screw			1

BiFold Hardware: BF50

50 lb. Panel Bifold

For installation of 2 or 4, 1" to 1-3/4" thick panels weighing up to 50 lbs. each, or multi-panels weighing up to 30 lbs. each.

Features

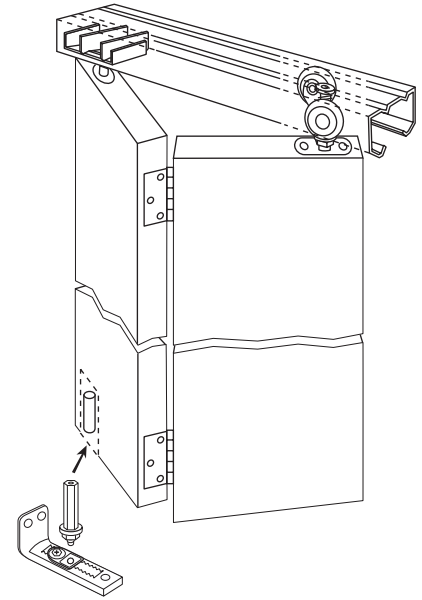
- Extruded aluminum track
- Permanently lubricated 2-wheel roller carriage
- Spring loaded top pivot for easy installation
- All metal components galvanized against corrosion
- Quick, easy adjustments after installation
- Smooth, quiet operation

ANSI Reference

- BF50 conforms to ANSI A156.14 type .D8621, D8642, D8652, D8662

Cross Reference

- BEST 2600 series
- Crowder CF-115
- Grant 1600
- Hager 9570
- Johnson 111 FD
- Lawrence HD 620/640
- Sterling 1570



Sizing Information

Finished Opening/Panel Dimensions

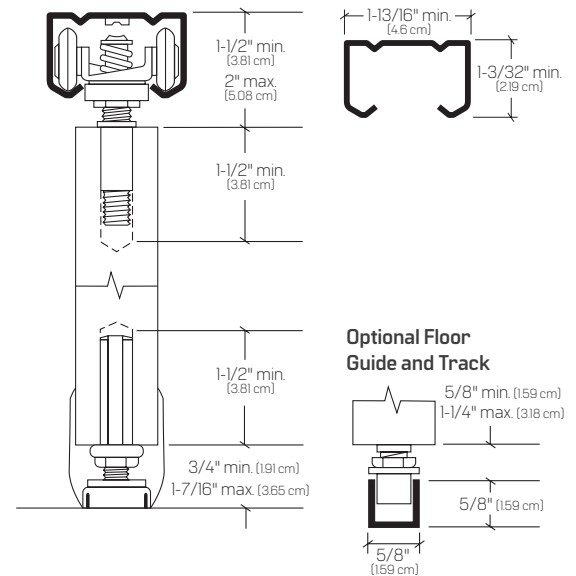
To determine panel width – Panel width = known finished opening width divided by number of panels, less 1/4"

To determine opening width – Opening width = known finished panel width plus 1/4", multiplied by number of panels

Door height = 2-3/8" less than finished opening height

Note: For multi-panel sizing information please contact factory.

Installation Detail



Complete Packaged Sets

Description	Set No.	Case Qty.	Case Weight	EDP Number
2 Door 36" opening	BFC50-00-36	10 sets	16 lbs	711 40 2293
4 Door 48" opening	BFC50-00-48	10 sets	25 lbs	711 40 2294
4 Door 60" opening	BFC50-00-60	10 sets	28 lbs	711 40 2295
4 Door 72" opening	BFC50-00-72	10 sets	30 lbs	711 40 2296
4 Door 96" opening	BFC50-00-96	10 sets	38 lbs	711 40 2298

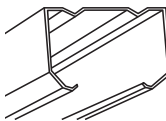
BiFold Hardware: BF50

Track


Track No.	Length	Finish	Case Qty.	Case Weight	EDP Number
BF50-01-48	47-7/8"	Aluminum	10	13 lbs	711 40 2321
BF50-01-60	59-7/8"	Aluminum	10	16 lbs	711 40 2322
BF50-01-72	71-7/8"	Aluminum	10	19 lbs	711 40 2323
BF50-01-96	96"	Aluminum	10	24 lbs	711 40 2324
BF50-01-120	120"	Aluminum	10	32 lbs	711 40 2326
BF50-01-144	144"	Aluminum	10	36 lbs	711 40 2327
BF50-01-192	192"	Aluminum	10	52 lbs	711 40 2328

Packaged Set Components

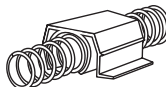
Aluminum Track	EDP Number
BF50-01-XX	**



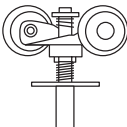
Pivot Bracket	Cast Qty.	EDP Number
BF50-11 Adjustable with wrench or screwdriver	200 ea.	711 40 2304



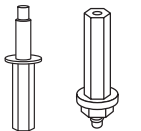
Snugger	Cast Qty.	EDP Number
BF50-22	100 ea.	711 40 2306



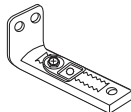
Hanger	Cast Qty.	EDP Number
BF50-41 Two-wheel hanger with guide wheel	10 ea.	711 40 2303




Pivots	Cast Qty.	EDP Number
BF50-34 Top Pivot	200 ea.	711 52 2272
BF50-33 Bottom Pivot	200 ea.	711 52 2276




Jamb Bracket with Pivot Block	Cast Qty.	EDP Number
BF50-81 - 3/4" screws Easy horizontal adjustment	200 ea.	711 52 2252




Aligners	Cast Qty.	EDP Number
BF50-72 For use in four door installations	100 pr.	711 52 2224



Adjusting Wrench	Cast Qty.	EDP Number
BP250-99	400 ea.	711 52 2232



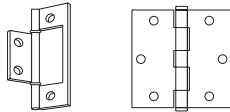
Knobs	Cast Qty.	EDP Number
BF50-62 - Wood	100 ea.	711 52 1280



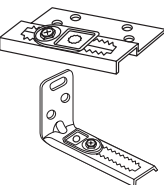
Wood

Accessories & Options

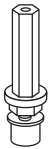
Hinges	Cast Qty.	EDP Number



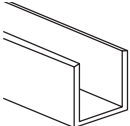
Jamb Brackets	Cast Qty.	EDP Number
BF50-83 Floor Bracket for slab floor installations	200 ea.	711 52 2264
BF50-84 3/4" flat head screws Heavy Duty Jamb Bracket for mounting above floor		711 52 3236



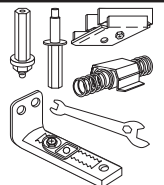
Floor Guide	Cast Qty.	EDP Number
BF125-71 Adjustable high performance, lubricated, thermoplastic guide, 7/16" diameter shank For use with BF125-91 Track	10 ea.	711 40 2309



Floor Guide Track	Cast Qty.	EDP Number
BF125-91 5/8" x 5/8" x 8' Aluminum	10 ea.	711 40 2310



Hardware Set	Cast Qty.	EDP Number
BF50-HDW Set includes 1 BF50-11 pivot bracket, 1 BF50-81 jamb bracket, 1 BF50-34 top pivot, 1 BF50-33 bottom pivot, 1 BF50-25 snugger accordion, 1 BF250-99 wrench, screws and instructions	10 sets	711 40 2308



BiFold Hardware: BF125N

125 lb. Panel Bifold

For installation of 2 panels weighing up to 125 lbs. each or multi-panels weighing up to 75 lbs. each, 1-1/8" to 1-3/4" thick. For thicker panels, consult factory.

Features

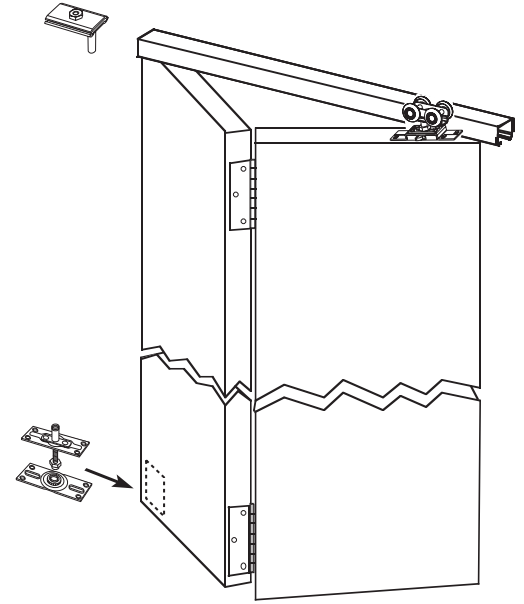
- Large ball bearing wheels provide smooth action
- Easy-to-install snap-in feature makes hangers a "snap" to install
- Durable V-groove aluminum track provides smooth, quiet operation
- All metal components zinc plated to guard against corrosion
- Heavy duty pivot set designed for durability and aesthetics

ANSI Reference

- BF125N conforms to ANSI A156.14 type D8621, D8641, D8651, D8661

Cross Reference

- BEST 2700 series
- Cox 42-200
- Grant 1260
- Hager 9870
- Johnson 200 FD/RD
- Lawrence 570 Track w/ED 620/640
- Sterling 1870



Sizing Information

Finished Opening/Panel Dimensions

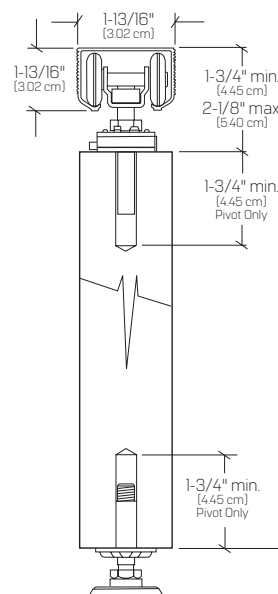
To determine panel width – Panel width = known finished opening width divided by number of panels, less 1/4"

To determine opening width – Opening width = known finished panel width plus 1/4", multiplied by number of panels

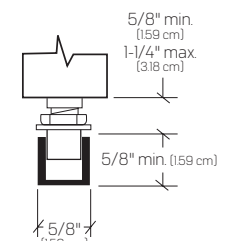
Door height = 2-3/4" less than finished opening height

Note: For multi-panel sizing information please contact factory.

Installation Detail



Optional Floor Guide and Track



Complete Packaged Sets

Description	Set No.	Case Qty.	Case Weight	EDP Number
Door 30" opening	BF125N-00-30	6 sets	26 lbs	711 40 5225
2 Door 36" opening	BF125N-00-36	6 sets	26 lbs	711 40 5232
2 Door 48" opening	BF125N-02-48	6 sets	31 lbs	711 40 5242
4 Door 48" opening	BF125N-04-48	6 sets	46 lbs	711 40 5244
4 Door 60" opening	BF125N-00-60	6 sets	50 lbs	711 40 5254
4 Door 72" opening	BF125N-00-72	6 sets	54 lbs	711 40 5264
4 Door 96" opening	BF125N-00-96	6 sets	60 lbs	711 40 5284

BiFold Hardware: BF125N

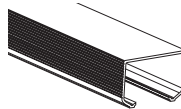
Track

Track No.	Length	Finish	Case Qty.	Case Weight	EDP Number
BF125N-01-48	48"	Aluminum	10	13 lbs	711 40 5102
BF125N-01-60	60"	Aluminum	10	16 lbs	711 40 5103
BF125N-01-72	72"	Aluminum	10	29 lbs	711 40 5104
BF125N-01-96	96"	Aluminum	10	39 lbs	711 40 5105
BF125N-01-120	120"	Aluminum	10	47 lbs	711 40 5106
BF125N-01-144	144"	Aluminum	10	57 lbs	711 40 5107
BF125N-01-192	192"	Aluminum	10	78 lbs	711 40 5108

Packaged Set Components

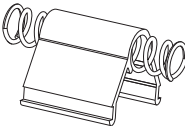
Aluminum Track

Aluminum Track	EDP Number
BF250N-01-XX V-grooved	**



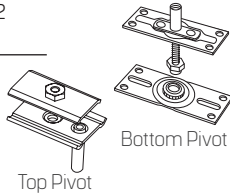
Snugger

Snugger	Cast Qty.	EDP Number
BF125N-21	100 ea.	711 52 4254



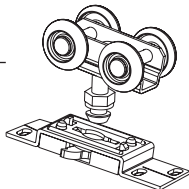
Top & Bottom Pivots Set

Top & Bottom Pivots Set	Cast Qty.	EDP Number
BF125N-31 Fits into 1-3/4" deep, 3/8" diameter hole in door	10 sets	711 40 5302



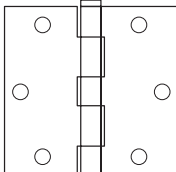
Hangers

Hangers	Cast Qty.	EDP Number
BF125N-41 Four large ball bearing wheels, easy installation feature	10 ea.	711 40 5301



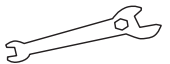
Hinges

Hinges	Cast Qty.
741 - US4 Satin Brass Finish 3-1/2" x 3-1/2", with screws .088 Gauge	50 pks



Adjusting Wrench

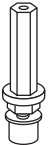
Adjusting Wrench	Cast Qty.	EDP Number
BP250-99	400 ea.	711 52 2232



Accessories & Options

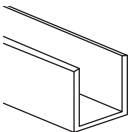
Floor Guide

Floor Guide	Cast Qty.	EDP Number
BF125-71 Adjustable high performance, lubricated, thermoplastic guide, 7/16" diameter shank For use with BF125-91 Track	10 ea.	711 40 2309

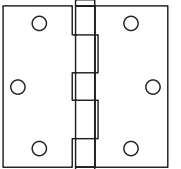
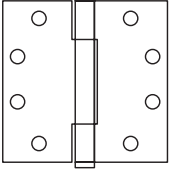


Floor Guide Track

Floor Guide Track	Cast Qty.	EDP Number
BF125-91 5/8" x 5/8" x 10 ea. 8' Aluminum	10 ea.	711 40 2310



Hinges

Hinges	Diagram
F179/F191 CB179/CB191 FBB179/FBB191 1900R / 1960R CB1900R / CB1960R	 F179 Shown
	 CB1900R Shown

ByPass Hardware: BP60 & BPD60

60 lb. Panel ByPass

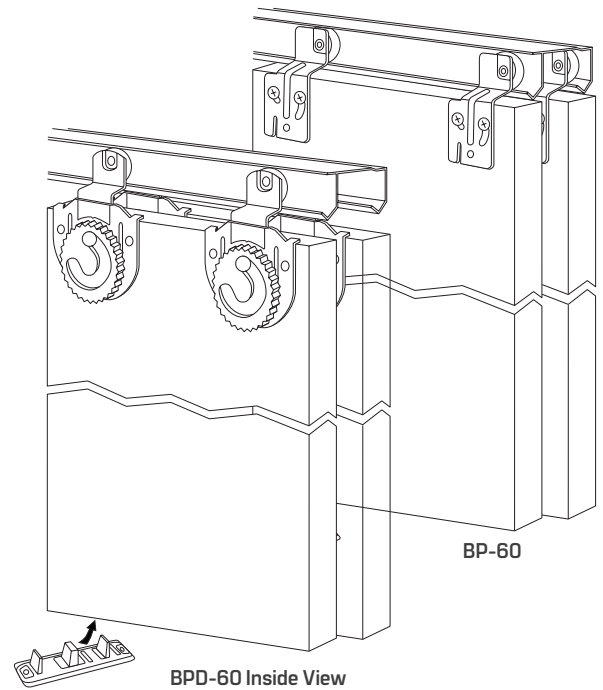
For installation of 2 By panels 3/4" to 1-3/8" thick, weighing up to 60 lbs. each

Features

- Hangers easy to adjust
- Self-aligning wheel system
- Permanently lubricated thermoplastic wheel
- Supports panels weighing up to 60 lbs
- Vertical adjustments can be made after installation
- Hanger system allows for easy panel removal
- V-groove galvanized steel or aluminum track provides smooth, quiet operation

ANSI Reference

- BPC60, BPC60A, BP60, BPD60, BPD60A conform to ANSI A156.14 type D8742; BPC60AF, BPD60AF conform to type D8752



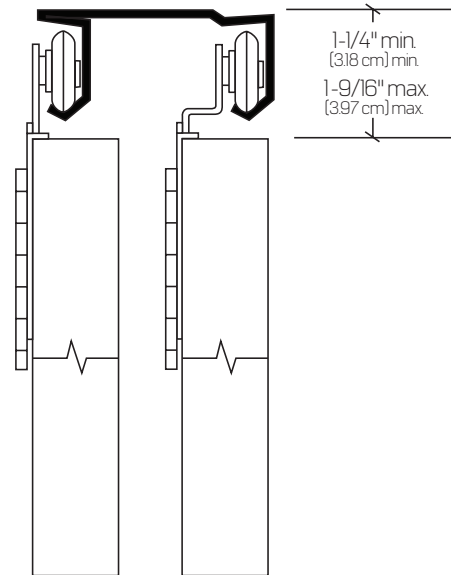
Sizing Information

To determine panel width – Panel width = known finished opening width plus 1" per overlap, divided by number of panels

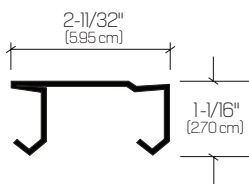
To determine opening width – Opening width = known finished panel width multiplied by number of panels, less 1" per overlap

Door height = 1-3/4" less than finished opening height

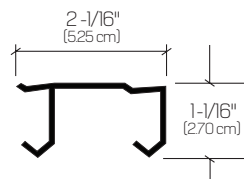
Installation Detail



Track Detail



BP75-01, Steel



BP75-02, Aluminum
BP75-03, Steel

ByPass Hardware: BP60 & BPD60

Complete Packaged Sets

Slot Adjust

CONTRACTOR Box Set with steel track BP75-01
For 1-3/8" thick doors only.



Description	Set No.	Case Qty.	Case Weight	EDP Number
2 Door 47" opening	BPC60-00-48	10 sets	26 lbs	711 40 3006
2 Door 59" opening	BPC60-00-60	10 sets	30 lbs	711 40 3008
2 Door 71" opening	BPC60-00-72	10 sets	35 lbs	711 40 3010
2 Door 95" opening	BPC60-00-96	10 sets	45 lbs	711 40 3012

CONTRACTOR Box Set w/aluminum track BP75-02
For 3/4" and 1-3/8" thick doors.

Description	Set No.	Case Qty.	Case Weight	EDP Number
2 Door 47" opening	BPC60A-00-48	10 sets	16 lbs	711 40 3020
2 Door 59" opening	BPC60A-00-60	10 sets	19 lbs	711 40 3021
2 Door 71" opening	BPC60A-00-72	10 sets	22 lbs	711 40 3022

RETAIL Box Set with steel track BP75-03
For 3/4" and 1-3/8" thick doors.

Description	Set No.	Case Qty.	Case Weight	EDP Number
2 Door 47" opening	BP60-00-48	6 sets	20 lbs	711 40 3040
2 Door 59" opening	BP60-00-60	6 sets	23 lbs	711 40 3050
2 Door 71" opening	BP60-00-72	6 sets	27 lbs	711 40 3060
2 Door 95" opening	BP60-00-96	6 sets	35 lbs	711 40 3080

Packaged Set Components

Single Wheel Hangers

Cast Qty. EDP Number

BP60-43 – 1/4" offset
Includes 7 each 5/8" screws

50 per

711 54 1268

BP60-44 – 1/4" offset
Includes 4 each 5/8" and 3 each 1-1/2" screws

50 per

711 54 1272

BP60-45 – 1/2" offset
Includes 7 each 5/8" screws

50 per

711 54 1284

BP60-46 – 1/2" offset
Includes 4 each 5/8" and 3 each 1-1/2" screws

50 per

711 54 1288



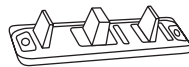
Floor Guide

Cast Qty. EDP Number

BP150-71 – Zinc / White
Adjustable for 3/4" to 1-3/8" thick bypassing doors

50 ea.

711 54 1008



Pulls

Cast Qty. EDP Number

BP150-61 Bright Brass
3/4" finger pull

200 ea.

711 52 1224



Complete Packaged Sets

Dial Adjust

RETAIL Box Set with steel track BP75-03
For 3/4" and 1-3/8" thick doors.

Description	Set No.	Case Qty.	Case Weight	EDP Number
2 Door 47" opening	BPD60-00-48	6 sets	21 lbs	711 40 3140
2 Door 59" opening	BPD60-00-60	6 sets	25 lbs	711 40 3150
2 Door 71" opening	BPD60-00-72	6 sets	28 lbs	711 40 3160
2 Door 95" opening	BPD60-00-96	6 sets	36 lbs	711 40 3180

Packaged Set Components

Single Wheel Hangers

Cast Qty. EDP Number

BP60-41 – 7/16" offset
#1 Finger adjustable, side mounted


100 ea.

711 54 1024

BP60-42 – 1/8" offset
#2 Finger adjustable, side mounted

100 ea.

711 54 1028



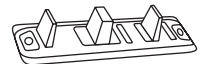
Floor Guide

Cast Qty. EDP Number

BP150-71 – Zinc / White
Adjustable for 3/4" to 1-3/8" thick bypassing doors

50 ea.

711 54 1008



Pulls

Cast Qty. EDP Number

BP150-61 Bright Brass
3/4" finger pull

20 ea.

711 52 1224




Track

Track No.	Length	Finish	Case Qty.	Case Weight	EDP Number
BP75-01-48	46-1/2"	Steel	10	18 lbs	711 40 3140
BP75-01-60	58-1/2"	Steel	10	24 lbs	711 40 3150
BP75-01-72	70-1/2"	Steel	10	29 lbs	711 40 3160
BP75-01-96	93-1/2"	Steel	10	39 lbs	711 40 3180
BP75-01-120	120"	Steel	10	51 lbs	711 40 3160
BP75-02-48	46-3/8"	Aluminum	10	12 lbs	711 54 1232
BP75-02-60	58-3/8"	Aluminum	10	15 lbs	711 54 1236
BP75-02-72	70-3/8"	Aluminum	10	17 lbs	711 54 1240
BP75-02-96	3-3/8"	Aluminum	10	25 lbs	711 54 1248
BP75-02-144	144"	Aluminum	10	35 lbs	711 54 1264
BP75-03-60	58-3/8"	Steel	10	24 lbs	711 59 3100
BP75-03-72	70-3/8"	Steel	10	29 lbs	711 59 3104


ByPass Hardware: BP60 & BPD60

Accessories & Options

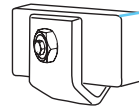
Twin Wheel Hangers	Cast Qty.	EDP Number
BP75-43 – 1/4" offset Twin wheel hanger, side mounted	50 per	711 54 1296
BP75-45 – 1/2" offset Twin wheel hanger, side mounted. For doors up to 75 lbs. each	50 per	711 54 1304



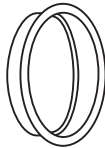
Angle Stop	Cast Qty.	EDP Number
BP250-75 – Zinc Attaches to back of one panel to prevent panels from crossing	100 ea.	711 54 1004




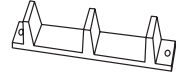
Center Stop	EDP Number
BP75-76 Attaches to track to limit door travel	711 40 3998



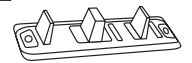
Pulls	Cast Qty.	EDP Number
BP250-61 – Bright Brass 2-1/8" Flush Pull	20 ea.	711 52 1228
BP250-62 – Antique Brass 2-1/8" Flush Pull	100 ea.	711 52 1240
BP250-63 – Brushed Nickel 2-1/8" Flush Pull	100 ea.	711 52 1243



Floor Guides	Cast Qty.	EDP Number
BP150-72 – White Floor Guide, plastic, for 1-3/8" thick doors	100 ea.	711 54 1020
BP150-73 – White Floor Guide, plastic, one pair/door	100 ea.	711 54 1000



Carpet Riser	Cast Qty.	EDP Number
BP150-74 – Zinc Carpet Riser provides 1/2" rise for Floor Guide BP150-71 and BP150-72	50 ea.	711 54 1016
BP150-75 – Zinc/White (BP150-71 50 per box bulk pack) For 3/4" to 1-3/8" doors.	50 ea.	711 54 1012



ByPass Hardware: BP60 & BPD60

ByPass Bagsets

EDP No.	711 51 1292	711 54 1280	711 51 1252	711 54 1116	711 51 1100	711 51 1312	711 54 1036	
Bagset Catalog No.	8902-BX	8901-BX	8900-BX	8401-BX	8400-BX	8906-BX	8100-BX	
Class No.	BP60-HDW-5	BP60-HDW-4	BP60-HDW-3	BP60-HDW-2	BP60-HDW	BP75-HDW-2	BP75-HDW-1	
Class No.	Part Description							
BP60-46	1/2" Offset Hanger	4	–	2	4	4	–	–
BP60-40	1/4" Offset Hanger	–	4	2	–	–	–	–
BP75-45	1/2" Offset Two Wheel Hanger	–	–	–	–	–	4	2
BP75-43	1/4" Offset Two Wheel Hanger	–	–	–	–	–	–	2
BP150-72	Plastic Floor Guide	1	–	–	1	1	1	–
BP150-71	Adjustable Floor Guide	–	1	1	2	–	–	1
BP250-61	Brass Pull	2	–	–	–	–	2	–
BP15061	Finger Pull	–	–	–	–	2	–	–
BP150-62	Plastic Pull	–	2	2	16	16	–	2
	#8 x 5/8" Pan Head Screw	10	16	16	10	10	10	16
	#8 x 1 1/2" Pan Head Screw	6	–	10	1	1	6	–
	Instruction Sheet	1	–	1	–	–	1	1
	Instruction Sheet	–	1	–	10	10	–	–
	Carton Qty.	10	10	10	45 lbs	45 lbs	10	10

How to Determine Hanger Combinations

3/4" Panels

Track	Track Single Wheel Front/Rear	Slot Adjust Hangers Twin Wheel Front/Rear	Dial Adjust Hangers Front/Rear
BP75-02	BP60-45/BP60-44	BP75-45/BP75-43	BP60-41/BP60-42
BP75-03	BP60-45/BP60-44	BP75-45/BP75-43	BP60-41/BP60-42

1" – 1 1/8" Panels

Track	Track Single Wheel Front/Rear	Slot Adjust Hangers Twin Wheel Front/Rear	Dial Adjust Hangers Front/Rear
BP75-01	BP60-45/BP60-44	BP75-45/BP75-43	BP60-41/BP60-42
BP75-02	BP60-45/BP60-45	BP75-45/BP75-45	BP60-41/BP60-41
BP75-03	BP60-45/BP60-45	BP75-45/BP75-45	BP60-41/BP60-41

1 3/8" Panels

Track	Track Single Wheel Front/Rear	Slot Adjust Hangers Twin Wheel Front/Rear	Dial Adjust Hangers Front/Rear
BP75-01	BP60-45/BP60-45	BP75-45/BP75-45	BP60-41/BP60-41
BP75-02	BP60-43/BP60-45	BP75-43/BP75-45	BP60-42/BP60-41
BP75-03	BP60-43/BP60-45	BP75-43/BP75-45	BP60-42/BP60-41

ByPass Hardware: BP150N & BP250N

150 lb. & 250 lb. Panel ByPass

For installation of 2 bypassing doors, with 1-3/8" to 1-3/4" thick panels

Features

- BP150N supports panels weighing up to 150 lbs
- BP250N supports panels weighing up to 250 lbs
- Large 1" wheels provide smooth action
- Easy-to-install snap-in feature makes hangers a "snap" to install. Vertical adjustments can be made after installation.
- Durable V-groove aluminum track provides smooth, quiet operation
- Track spacer allows for easy installation of 1-3/4" bypass and tri-pass doors

ANSI Reference

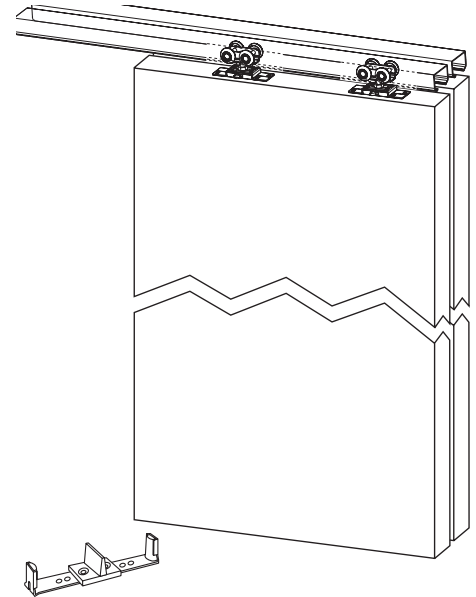
- BPC150N and BPC250N conform to ANSI A156.14 type D8731
- Above with Fascia conform to ANSI A156.14 type D8751

Cross Reference – BP150N

- BEST 1700 series
- Cox 15
- Crowder C-500
- Grant 7000
- Hager 9602
- Sterling 1754
- Lawrence 581 Track w/HD520

Cross Reference– BP250N

- BEST-57/58
- Crowder C-103-4
- Grant 1200
- Hager 9875
- Lawrence - F571/ED520
- Sterling 1876



Sizing Information

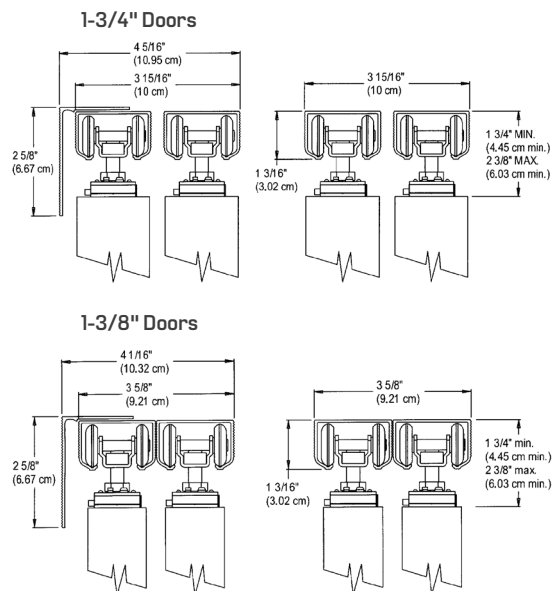
Finished Opening/Panel Dimensions

To determine panel width – Panel width = known finished opening width plus 1" per overlap divided by number of panels

To determine opening width – Opening width = known finished panel width multiplied by number of panels, less 1" per overlap

Door height = 2-5/8" less than finished opening height

Installation Detail



Complete Packaged Sets – 150LB

CONTRACTOR Box Set with BP150N – 41 Hangers

Description	Set No.	Case Qty.	Case Weight	EDP Number
2 Door 48" opening	BPC150N-00-48	6 sets	22 lbs	711 40 5664
2 Door 60" opening	BPC150N-00-60	6 sets	25 lbs	711 40 5665
2 Door 72" opening	BPC150N-00-72	6 sets	28 lbs	711 40 5666
2 Door 96" opening	BPC150N-00-96	6 sets	34 lbs	711 40 5668

Complete Packaged Sets – 250LB

CONTRACTOR Box Set with BP250N – 41 Hangers

Description	Set No.	Case Qty.	Case Weight	EDP Number
2 Door 60" opening	BPC250N-00-60	6 sets	48 lbs	711 40 5750
2 Door 72" opening	BPC250N-00-72	6 sets	53 lbs	711 40 5760
2 Door 96" opening	BPC250N-00-96	6 sets	63 lbs	711 40 5780

ByPass Hardware: BP150N & BP250N

Track

Track No.	Length	Finish	Case Qty.	Case Weight	EDP Number
BP250N-01-48	48"	Aluminum	10	13 lbs	711 40 5102
BP250N-01-60	60"	Aluminum	10	16 lbs	711 40 5103
BP250N-01-72	72"	Aluminum	10	29 lbs	711 40 5104
BP250N-01-96	96"	Aluminum	10	39 lbs	711 40 5105
BP250N-01-120	120"	Aluminum	10	47 lbs	711 40 5106
BP250N-01-144	144"	Aluminum	10	57 lbs	711 40 5107
BP250N-01-192	192"	Aluminum	10	78 lbs	711 40 5108

Fascia

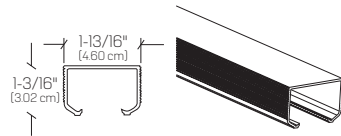
Track No.	Length	Finish	Case Qty.	Case Weight	EDP Number
BP250N-02-48	48"	Aluminum	10	24 lbs	711 40 5200
BP250N-02-60	60"	Aluminum	10	30 lbs	711 40 5201
BP250N-02-72	72"	Aluminum	10	35 lbs	711 40 5202
BP250N-02-96	96"	Aluminum	10	35 lbs	711 40 5203
BP250N-02-120	120"	Aluminum	10	35 lbs	711 40 5204

Packaged Set Components

Aluminum Track

EDP Number

BP250N-01-XX



Track Spacer

Cast Qty.

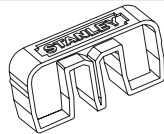
EDP Number

BP250N-00

For 1-3/4" doors

10 sets

711 40 5306



Hanger

Cast Qty.

EDP Number

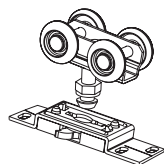
BP150N-41

20 pr.

711 40 5304

Four large wheels, easy installation feature

Packaged with BP150N-00



Hanger

Cast Qty.

EDP Number

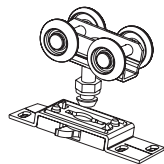
BP250N-41

5 pr.

711 40 5305

Four large, ball-bearing wheels, easy installation feature

Packaged with BP250N-00



Floor Guide

Cast Qty.

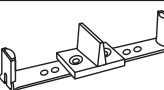
EDP Number

BP250N-71

50 ea.

711 40 3534

Adjustable for 1-3/8" to 1-3/4" thick bypassing doors



Adjusting Wrench

Cast Qty.

EDP Number

BP250-99

400 ea.

711 52 2232

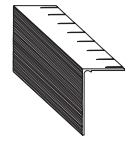


Accessories & Options

Aluminum Fascia

BP250N-02-XX

**



Angle Stop

Cast Qty.

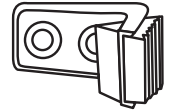
EDP Number

BP250-75 – Zinc

100 ea.

711 54 1004

Attaches to back of one panel to prevent panels from crossing



Center Stop

Cast Qty.

EDP Number

BP250-77 – Zinc

20 ea.

711 40 0004

Attaches to track to limit panel travel



Pulls

Cast Qty.

EDP Number

BP150-61 – Bright

200 ea.

711 52 1224

Brass 3/4" Finger Pull



BP250-61 – Bright

20 ea.

711 52 1228

Brass 2-1/8" Flush Pull



BP250-63 – Brushed

100 ea.

711 52 1243

Nickel 2-1/8" Flush Pull



Hanger Sets

Cast Qty.


EDP Number

BP150N-HDW

10 sets

711 40 5860

Set contains (2) BP250N-43 hanger plates, (2) BP150N-41 ball bearing hangers, (1) BP250-99 wrench and (1) BP250-71 floor guide. (For doors weighing up to 150 lbs. each)

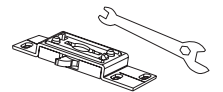


BP250N-HDW

10 sets

711 40 5790

Set contains (2) BP250N-43 hanger plates, (2) BP250N-41 ball bearing hangers, (1) BP250-99 wrench and (1) BP250-71 floor guide. (For doors weighing up to 250 lbs. each)



Floor Guides

Cast Qty.

EDP Number

BP150-71 – Zinc/White

50 ea.

711 54 1008

Adjustable for 3/4" to 1-3/8" thick bypassing doors



BP150-75 – Zinc/White

50 ea.

711 54 1012

Adjustable for 3/4" to 1-3/8" thick bypassing doors

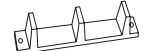


BP150-72 – White

100 ea.

711 54 1020

Floor Guide, plastic, for 1-3/8" thick doors

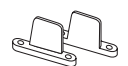


BP150-73 – White

100 ea.

711 54 1000

Floor Guide, plastic, one pair/door



Carpet Riser

Cast Qty.

EDP Number

BP150-74 – Zinc

50 ea.

711 54 1016

Carpet Riser provides 1/2" rise for Floor Guides BP150-71 and BP150-72



Pocket Door Hardware: PD75

75 lb. Panel – Pocket Door

For installation of pocket or bi-parting doors, with 3/4" to 1-3/4" thick panels weighing up to 75 lbs. each.

Features

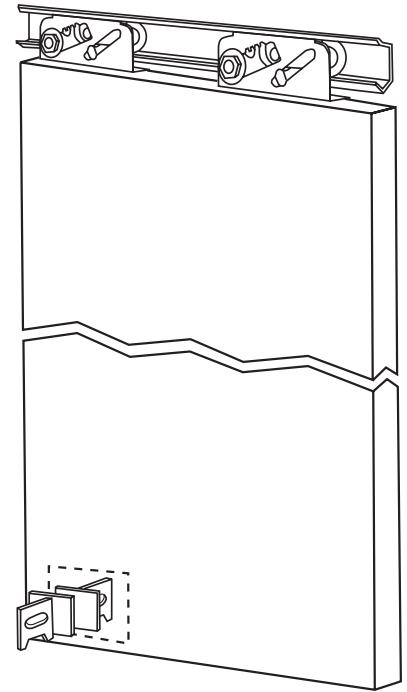
- Self-aligning wheel system
- Permanently lubricated 2-wheel hangers
- Supports panels weighing up to 75 lbs
- Easy adjustment after installation
- Roll-formed galvanized jump proof steel track

ANSI Reference

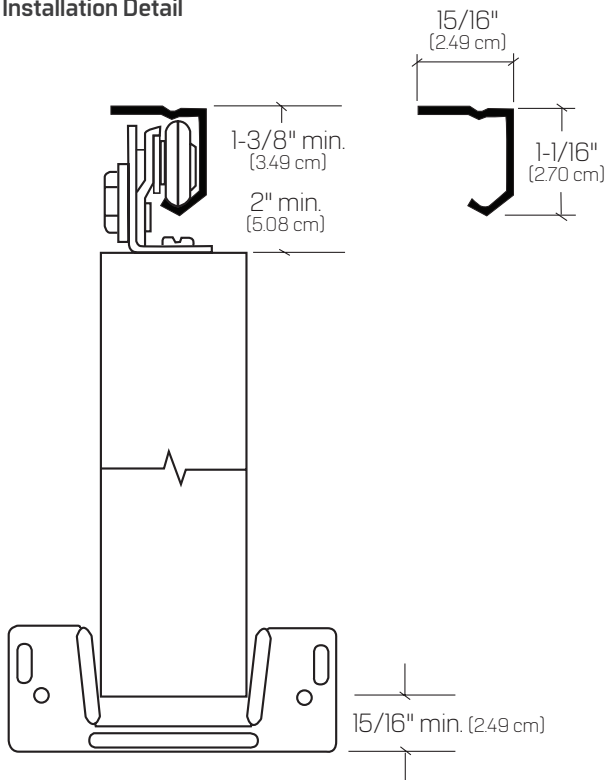
- PD75 conforms to ANSI A156.14 types D8691, D8721

Cross Reference

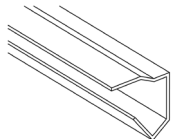
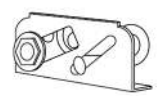

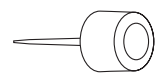

- BEST 84/85 series
- Grant 5075
- Crowder C-300/350
- Johnson 2800



Installation Detail



Packaged Set Components

Single Track	EDP Number	
PD75-01 V-groove jump proof track Not available separately	**	
Hanger	EDP Number	
BP75-41 Not available separately	**	
Bottom Guide	EDP Number	
PD250-71 Adjustable to center door in pocket	711 40 3530	
Bumper Stop	EDP Number	
PD250-77 Stop and nail	711 40 3969	
Adjusting Wrench	EDP Number	
BP250-99	711 52 2232	

Complete Packaged Sets

RETAIL Box Set with steel track PD75-01

Description	Set No.	Case Qty.	Case Weight	EDP Number
1 Door 36" opening	PD75-00-36	6 sets	18 lbs	711 40 3903

Pocket Door Hardware: PD150N

150 lb. Panel – Pocket Door

For installation of pocket or bi-parting doors, with 1" to 1-3/4" thick panels weighing up to 150 lbs. each.

Features

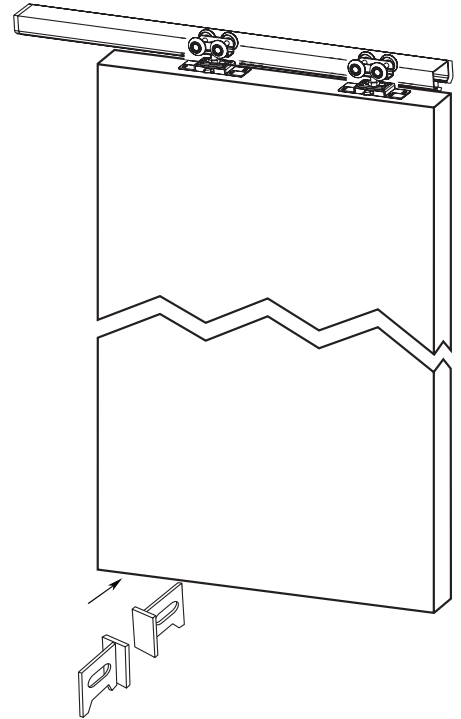
- Four large 1" wheels for easy rolling action
- Easy-to-install feature makes installation a "snap"
- Supports panels weighing up to 150 lbs
- Easy adjustment after installation
- Cut marks on header make for easy sizing
- V-groove jump proof track

ANSI Reference

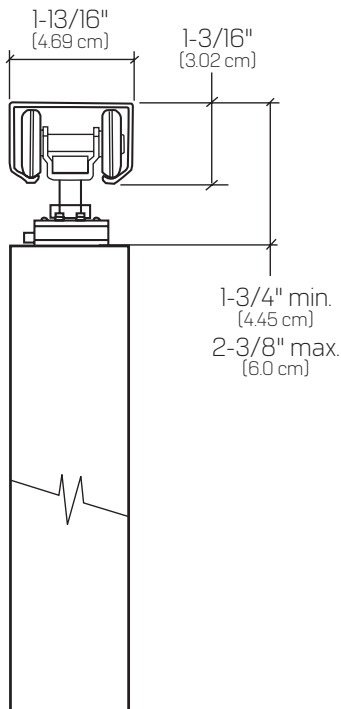
- PD150N conforms to ANSI A156.14 type D8681, D8711

Cross Reference

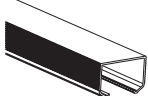
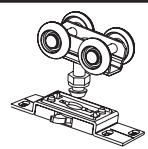

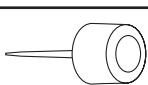

- BEST 1750
- Crowder C-411
- Hager 9601w/9606
- Cox 15-200
- Grant 5150
- Sterling 1601



Installation Detail



Packaged Set Components

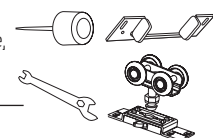
Aluminum	EDP Number	
PD250N-01-xx V-groove jump proof track	**	
Hanger	EDP Number	
BP150N-41	711 40 5304	
Bottom Guide	EDP Number	
PD250-71 Adjustable to center door in pocket	711 40 3530	
Bumper Stop	EDP Number	
PD250-77 Stop and nail	711 40 3969	
Adjusting Wrench	EDP Number	
BP250-99	711 52 2232	

Complete Packaged Sets

CONTRACTOR Box Set with aluminum track PD250N-01

Description	Set No.	Case Qty.	Case Weight	EDP Number
36" opening	PDC150N-00-36	6 sets	17 lbs	711 40 5843
48" opening	PDC150N-00-48	6 sets	21 lbs	711 40 5844

Replacement Hardware

Hardware Set No.	EDP Number	
PD150N-HDW Set includes 2 BP150N-41 hangers, 1 PD250-74 door guide, 1 BP250-99 wrench, 1 PD250-77 bumper stop, nails, screws, and instructions	711 40 5845	

Pocket Door Hardware: PDF150N & PDF250N

150 lbs & 250 lbs Panel Pocket Frames

PDF150N - For installation of pocket or bi-parting doors up to 3' wide and up to 8' high, weighing up to 150 lbs each

PDF250N - For installation of pocket or bi-parting doors up to 4' wide and up to 8' high, weighing up to 250 lbs each

Features

- Steel wrap around stiffener reinforced split jambs
- Four large 1" wheels for easy rolling action
- PDF150N supports panels weighing up to 150 lbs
- PDF250N supports panels weighing up to 250 lbs
- Easy-to-install feature makes installation a "snap"
- V-groove jump proof track
- Cut marks on header for easy sizing

ANSI Reference

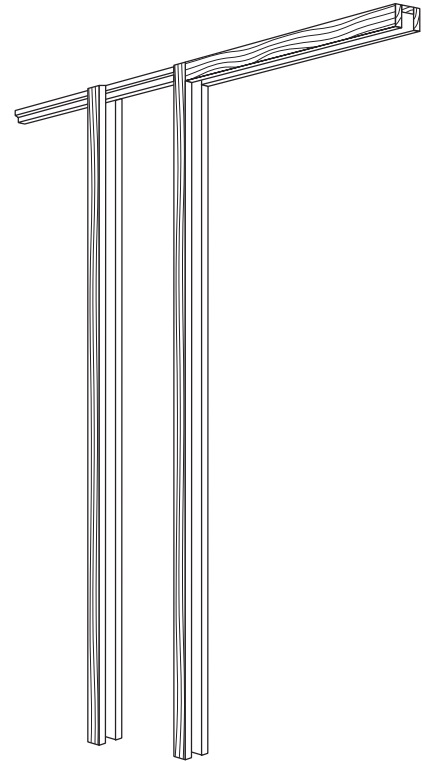
- All conform to ANSI A156.14 type D8671, D8701

Cross Reference—PDF150N

- Crowder Crowderframe
- Hager 9629
- Sterling 1630 BB

Cross Reference—PDF250N

- Hager 9850
- Lawrence PF619
- Sterling 1840



Sizing Information

Finished Rough Opening

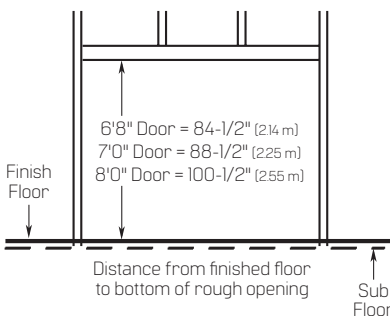
Opening Width = Door width multiplied by 2, add 1-1/4"

For Bi Part – Sum of 2 Doors, multiplied by 2, add 1/4"

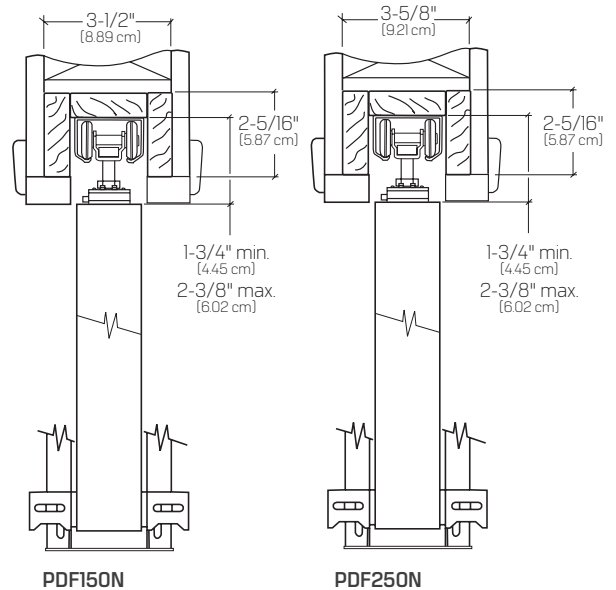
PDF150N kits are sized for 3'0" door and PDF250N kits are sized for 4'0" door. Both can be cut down to accommodate smaller door widths. Kits are sized for 6'8", 7'0" or 8'0" door height and can be cut shorter at installation

Rough Opening Height for Single Doors

For bi-parting application refer to installation



Installation Detail



Complete Packaged Sets – PDF150N

Packaged Sets – PDF150N

Description	Set No.	Case Qty.	Case Weight	EDP Number
3' x 6'8" opening	PDFC150N-00-68	1 set	26 lbs	711 40 3925
3' x 7'0" opening	PDFC150N-00-70	1 set	31 lbs	711 40 5940
3' x 8'0" opening	PDFC150N-00-80	1 set	35 lbs	711 40 5942

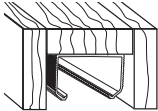
Complete Packaged Sets – PDF250N

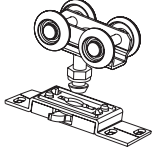
CONTRACTOR Box Set


Description	Set No.	Case Qty.	Case Weight	EDP Number
4' x 8'0" opening	PDFC250N-00	1 set	39 lbs	711 40 5950


Pocket Door Hardware: PDF150N & PDF250N

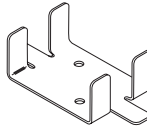
PD150N – Packaged Set Components


Aluminum Header Track	EDP Number	
PD250N-01 Not available separately	**	

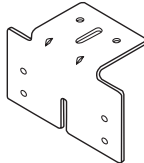
Hanger	Cast Qty.	EDP Number	
BP150N-41 Four large wheels, easy installation feature	100 ea.	711 40 5304	


Door Guide	Cast Qty.	EDP Number	
PD250-71 Adjustable to center door in pocket	100 ea.	711 40 3530	

Bumper Stop	Cast Qty.	EDP Number	
PD250-77 Stop and nail	100 ea.	711 40 3969	

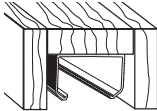
Base Plates			
PDF150-75 Not available separately			

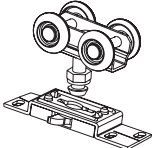
Adjusting Wrench	Cast Qty.	EDP Number	
BP250-99	400 ea.	711 52 2232	


End Bracket			
PDF150-05 Not available separately			

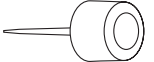
Split Stud Uprights			
PDF150-51 Not available separately			

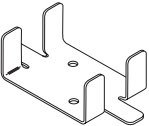
PD250N – Packaged Set Components


Aluminum Header Track	EDP Number	
PDF250N-01 Not available separately	**	

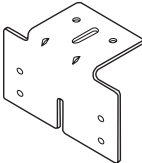
Hanger	Cast Qty.	EDP Number	
BP250N-41 Four large ball-bearing wheels, easy installation feature	50 pr.	711 40 5305	


Door Guide	Cast Qty.	EDP Number	
PD250-71 Adjustable to center door in pocket	100 ea.	711 40 3530	

Bumper Stop	Cast Qty.	EDP Number	
PD250-77 Stop and nail	100 ea.	711 40 3969	

Base Plates			
PDF250-75 Not available separately			

Adjusting Wrench	Cast Qty.	EDP Number	
BP250-99	400 ea.	711 52 2232	

End Bracket			
PDF250-05 Not available separately			

Split Stud Uprights			
PDF250-51 Not available separately			

Pocket Door Hardware: PDF150N & PDF250N

Accessories & Options

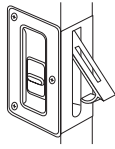
Pulls

(for use on 1-3/8" to 1-3/4" thick doors)

EDP Number

PD250-62
3-3/4" Privacy lock

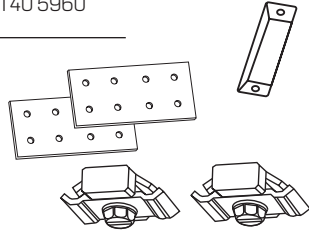
711 40 4040



PD250-05

Bi-parting bracket with center stops

711 40 5960



Jamb Stiffener

EDP Number

PD250-95-97
97-3/4" Slotted Steel Stiffener

711 40 3965

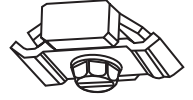


Center Stop

EDP Number

BP250-95-77 Zinc
Attaches to track to limit panel travel

711 40 0004

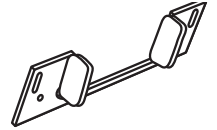


Door Guide

EDP Number

PD250-95-74
Adjusts to center door in pocket for 3/8" doors

711 40 3993



PD250-95-72

Adjusts to center door in pocket for 3/4" doors

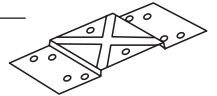
711 40 3997

Jamb Spacer

EDP Number

BP250-98

711 40 3996



Notes:



CORPORATE HEADQUARTERS

6161 EAST 75TH STREET
INDIANAPOLIS, IN 46250 USA

Phone 855-365-2407

bestaccess.com

For questions about ordering and to be sure you get the right configuration for your needs, [contact your BEST dormakaba sales representative](#).
6161 East 75th Street, Indianapolis, IN 46250 USA | [855-365-2407](tel:855-365-2407) | bestaccess.com