

TARIFF  
PRICE ADJUSTMENTS  
EFFECTIVE  
*In Addition to Prices Herein*

USA  
[Read Letter](#)

CANADA  
[Read Letter](#)

# Parts Manual

Prices Effective March 3, 2025

 **Adams  
Rite**

**ASSA ABLOY**

Experience a safer  
and more open world

# Adams Rite

## LIMITED WARRANTY

### Limited Warranty

Adams Rite warrants that its products sold under the Adams Rite brand in the United States of America are warranted free from defects in workmanship and materials under normal use and service. This warranty does not cover defects or damage arising from improper installation, lack of or improper maintenance, improper storage, shipping and handling, corrosion, erosion, ordinary wear and tear, misuse, abuse, accident, unauthorized service, or use with unauthorized non-Adams Rite products or parts. This warranty is void if any modification is made to the product, regardless of whether the modification causes or contributes to the alleged defect. All modifications are made at the risk of the party making the modification.

Should any defect of manufacture (in material or workmanship) occur in its products, Adams Rite, upon prompt notification and proof to its satisfaction that the product was defective in manufacture for the use intended by Adams Rite, will at its option, exchange the product, repair the product, or refund the price charged by Adams Rite, FOB factory within the stated time frame listed below.

- **10 years** on all mechanical products from the date of manufacture
- **5 years** on the following electromechanical product categories from the date of manufacture, deadlocks, dead latches, exit devices\*, electric strikes, trims, power supply & accessories
- \* **NOTE:** The MLR option (motorized electric latch retraction) is supported by a 1-year electro mechanical warranty. When powered by an Adams Rite PS-EXIT power supply the 1-year warranty is upgraded to 5 years
- **3 years** on the following access control products from the date of manufacture, DL100 Aperio Wireless Dead Latch, 3090-150.

THIS WARRANTY IS IN LIEU OF ALL OTHER EXPRESS WARRANTIES. TO THE EXTENT PERMITTED BY LAW, ALL IMPLIED WARRANTIES ARE LIMITED TO THE DURATION OF THIS WARRANTY. ADAMS RITE IS A DIVISION OF HANCHETT ENTRY SYSTEMS, INC. HANCHETT ENTRY SYSTEMS, INC. SHALL NOT BE LIABLE FOR ANY INCIDENTAL OR CONSEQUENTIAL DAMAGES. SOME STATES DO NOT ALLOW LIMITATIONS ON HOW LONG AN IMPLIED WARRANTY LASTS OR THE EXCLUSION OR LIMITATION OF INCIDENTAL OR CONSEQUENTIAL DAMAGES, SO THE ABOVE LIMITATION OR EXCLUSIONS MAY NOT APPLY TO YOU. THIS WARRANTY GIVES YOU SPECIFIC LEGAL RIGHTS, AND YOU MAY ALSO HAVE OTHER RIGHTS WHICH VARY FROM STATE TO STATE.

### Terms & Conditions

**PRICES:** All prices are subject to change without notice. Prices listed on the Adams Rite website will serve as the most current list price. All shipments will be made at prices in effect at the time of order. The customer shall be responsible for payment of all applicable sales and/or use taxes and freight costs.

**MINIMUM ORDER:** Minimum product charge per invoice is \$150.00 USD.

**PAYMENT TERMS:** Net thirty (30) days from date of invoice. Interest at the rate of up to 1-1/2% per month may be charged on all past due accounts. An order received on an account which has not been paid within 45 days of the date of invoice may not be processed until the account is current. Custom orders may require a deposit.

**DELIVERY TERMS:** All prices are Ex-works factory. Purchaser assumes the risk of loss or damage to the goods while in transit from the point of shipment. Adams Rite reserves the right to make delivery in installments.

Installments shall be separately invoiced and paid for when due. Delay in delivery of an installment shall not relieve the purchaser of its obligation to accept remaining deliveries.

**FREIGHT POLICY:** All Purchase Orders received with a minimum net value of \$ 3,500 will qualify automatically for free standard freight within the continental United States. This minimum amount applies per Purchase Order to qualify and does not include free expedited freight. Qualified orders may ship partial or ship complete at your preference. Qualified orders that ship partial will not incur freight charges. All shipments that do not qualify for free freight will be charged for freight based upon our terms in effect at the time of shipment. Customers may provide their own carrier account number for expedited freight methods or for any Purchase Order to be used to cover freight costs. Minimum amounts are subject to change without notice.

**SHORTAGE:** Any claim for shortages must be made to Adams Rite in writing within one (1) week of receipt of merchandise.

**WARRANTY RETURNS:** A Customer Care Form (CCF) for defective product must be obtained from Alarm Controls before any merchandise can be returned. CCF's are valid for sixty (60) days from date of issuance. Goods returned under the terms of Adams Rite Warranties may require a copy of the original invoice.

**RETURNS:** A Customer Care Form (CCF) must be obtained from Adams Rite before any merchandise can be returned. CCF's are valid for sixty (60) days from date of issuance. Items returned are subject to restocking fees.

**CANCELLATIONS:** Any order may be subject to a 5% cancellation charge for catalog items. Cancellation of non-catalog or custom items will be subject to a 20% cancellation charge plus all costs (both direct and indirect) incurred by manufacturing at the point of cancellation that are properly allocated to the canceled item(s).

**LIMITATION OF LIABILITY:** Neither party will be liable to the other for any delay or failure in performance arising directly out of war, sabotage, insurrection, riot, and any other act of civil disobedience, act of public enemy, fire, explosion, flood, storm, or other act of God or nature, or similar cause beyond its reasonable control, including shortage or unavailability of labor or materials. If, notwithstanding the foregoing limitations, Adams Rite has any liability to the purchaser, the purchaser agrees that the total liability to the purchaser for all losses, damages, and causes of action, whether in contract, equity, tort (including without limitation, negligence and gross negligence), or otherwise, will not exceed the amount the purchaser paid to Adams Rite for the products (including, without limitation, incidental or consequential damages, damages for lost profits or business interruption, and punitive damages).

**NO THIRD PARTY LIABILITY:** If the purchaser uses the Adams Rite Products on behalf of others or provides to others any products referenced herein, the Adams Rite Parties shall have no liability to such persons whatsoever, and the purchaser agrees to defend and indemnify the Adams Rite Parties from any and all claims and demands asserted against them, and from any legal fees, costs and other expenses that the Adams Rite Parties incur therewith.

#### EXPORT CONTROL AND SANCTIONS:

The Customer represents and warrants to Adams Rite that it will always act in compliance with Economic Sanctions and Export Control Laws, and that:

(a) neither the Customer, its affiliates, or any of their respective directors, officers, employees nor, so far as the Customer is aware, any agents or other persons acting on behalf of any of the foregoing:

- is, or has been, a Listed Person;
- has engaged in any business dealings or activities that would reasonably be expected to result in it becoming a Listed Person;

- directly or indirectly, has conducted or is conducting any business dealings or activities with or for the benefit of, or is otherwise involved in any business with a Listed Person, or otherwise acting in violation of Economic Sanctions and Export Control Laws;
  - has engaged or is engaging in any transaction that circumvents, evades or avoids, or has the purpose or effect of circumvention, evading or avoiding, or attempts to violate, any Economic Sanctions and Export Control Laws; or
  - is, or has been, in violation of, or subject to, any investigation or enquiry by, or on behalf of, any governmental or other regulatory body relating to Economic Sanctions and Export Control Laws.
- (b) the Customer shall act in compliance with Economic Sanctions and Export Control Laws, and shall not sell nor re-export the Product without all requisite licenses and approvals under Economic Sanctions and Export Control Laws;
- (c) the Customer shall not sell, export or re-export, the Product, directly or indirectly, to the Russian Federation or Belarus or for use in the Russian Federation or Belarus (whether or not permitted under Economic Sanctions and Export Control Laws applicable to the Customer);
- (d) the Customer shall undertake its best efforts to ensure that the purpose of this Clause is not frustrated by any third parties further down the commercial chain, including by possible resellers;
- (e) the Customer agrees to (i) cascade the contractual obligations set forth in this Clause, in contracts with third parties, including possible resellers, further down the commercial chain; and (ii) set up and maintain an adequate monitoring mechanism to detect conduct by any third parties further down the commercial chain, including by possible resellers, that would frustrate the purpose of this Clause;
- (f) the representations and warranties set forth in Clause 10 above shall always remain true and correct;
- (g) the Customer will provide written notice to Adams Rite as promptly as possible and in any event within five business days, if (i) any representation or warranty should cease to be true at any time., or (ii) the Customer should encounter any problems in applying Clauses b)- e), above, including any relevant activities by third parties that could frustrate the purpose of said clause; and
- (h) the Customer will not engage in any transaction for Military End-Use unless explicitly approved by Adams Rite.
- (i) The Customer will provide all information relating to requests for Products, that the Customer suspects could violate or circumvent Economic Sanctions and Export Control Laws, including requests from or on behalf of a Listed Person, and other attempts to acquire Adams Rite products in violation of Economic Sanctions and Export Control Laws. The Customer will, to the best of its abilities, cooperate with Adams Rite to facilitate compliance with Economic Sanctions and Export Control Laws and will upon Adams Rite's request provide Adams Rite with true, complete and correct copies of all documentation relating to any business dealings involving the Product, including but not limited to, end-user certifications, information concerning compliance with the obligations under Clause. b)- e), and other information as may be required by Adams Rite within two weeks of the simple request of such information. Adams Rite shall not be obliged to make any payment or take any other action if Adams Rite believes in good faith that such action may constitute a violation, contribute to a violation, or constitute a circumvention of any Economic Sanctions and Export Control Laws.

#### COMPLIANCE WITH ANTI-TRUST, ANTI-CORRUPTION AND DATA PRIVACY LAWS:

The Customer, its directors, officers, and employees shall perform their obligations under these Terms and Conditions in full compliance with the ASSA ABLOY Code of Conduct which is accessible online at: <https://www.assaabloy.com/group/en/sustainability/code-of-conduct/code-of-conduct-business-partners>

# Table of Contents

## General Info

|                             |   |
|-----------------------------|---|
| Adams Rite Limited Warranty | 2 |
| Table of Contents           | 3 |

## Deadlocks

|  |    |
|--|----|
| MS1850S Series MS® Deadlock                        | 4  |
| MS1850 Series MS® Accessories                      | 6  |
| 2190 Dual Force® Interconnected Deadbolt/Deadlatch | 8  |
| 2331 Heavy Duty Deadbolt                           | 10 |
| 4189/4190 Flush Locksets                           | 12 |
| 4430/4431 Flush Locksets                           | 14 |

## Deadlatches

|  |    |
|--|----|
| 4300 Steel Hawk® Electrified Deadlatch | 16 |
| 4781 Two-Point Deadlatch with Paddle   | 18 |
| 4900 Heavy Duty Deadlatch              | 20 |

## Exit Devices

|   |    |
|---|----|
| 3100 Series Surface Vertical Rod Exit Device    | 22 |
| 3300 Series Mortise Exit Device                 | 24 |
| 3600 Series Concealed Vertical Rod              | 26 |
| 3700 Series Rim Exit Device                     | 28 |
| 3900/8900 Series Surface Concealed Vertical Rod | 30 |
| 3889 Mullion                                    | 32 |
| 3890 Mullion                                    | 34 |
| 8099/8099M Dummy Pushbar                        | 36 |
| 8100 Series Surface Vertical Rod                | 38 |
| 8200 Series Surface Vertical Rod                | 40 |

|                                       |    |
|---------------------------------------|----|
| 8300 Series Mortise Exit Device       | 42 |
| 8400 Series Mortise Exit Device       | 44 |
| 8475 Mortise Mid-Panel Exit Device    | 46 |
| 8500 Series Concealed Vertical Rod    | 48 |
| 8600 Series Concealed Vertical Rod    | 50 |
| 8675 Concealed Vertical Rod Mid-Panel | 52 |
| 8700 Series Rim Exit Device           | 54 |
| 8800 Series Rim Exit Device           | 56 |
| Accessories for Exit Devices          | 58 |

## Electric Strikes

|                      |    |
|----------------------|----|
| 7100 Electric Strike | 60 |
|----------------------|----|

## Trim

|                                   |    |
|-----------------------------------|----|
| 3080 Series Entry Trim            | 62 |
| 3090 eForce® Keyless Entry        | 64 |
| 4550 MS® Deadlock Lever           | 66 |
| 4590 Deadlatch Paddle             | 68 |
| 4591 Deadlatch Paddle             | 70 |
| 4600 Heavy Duty Deadlatch Handles | 72 |

## Cylinders

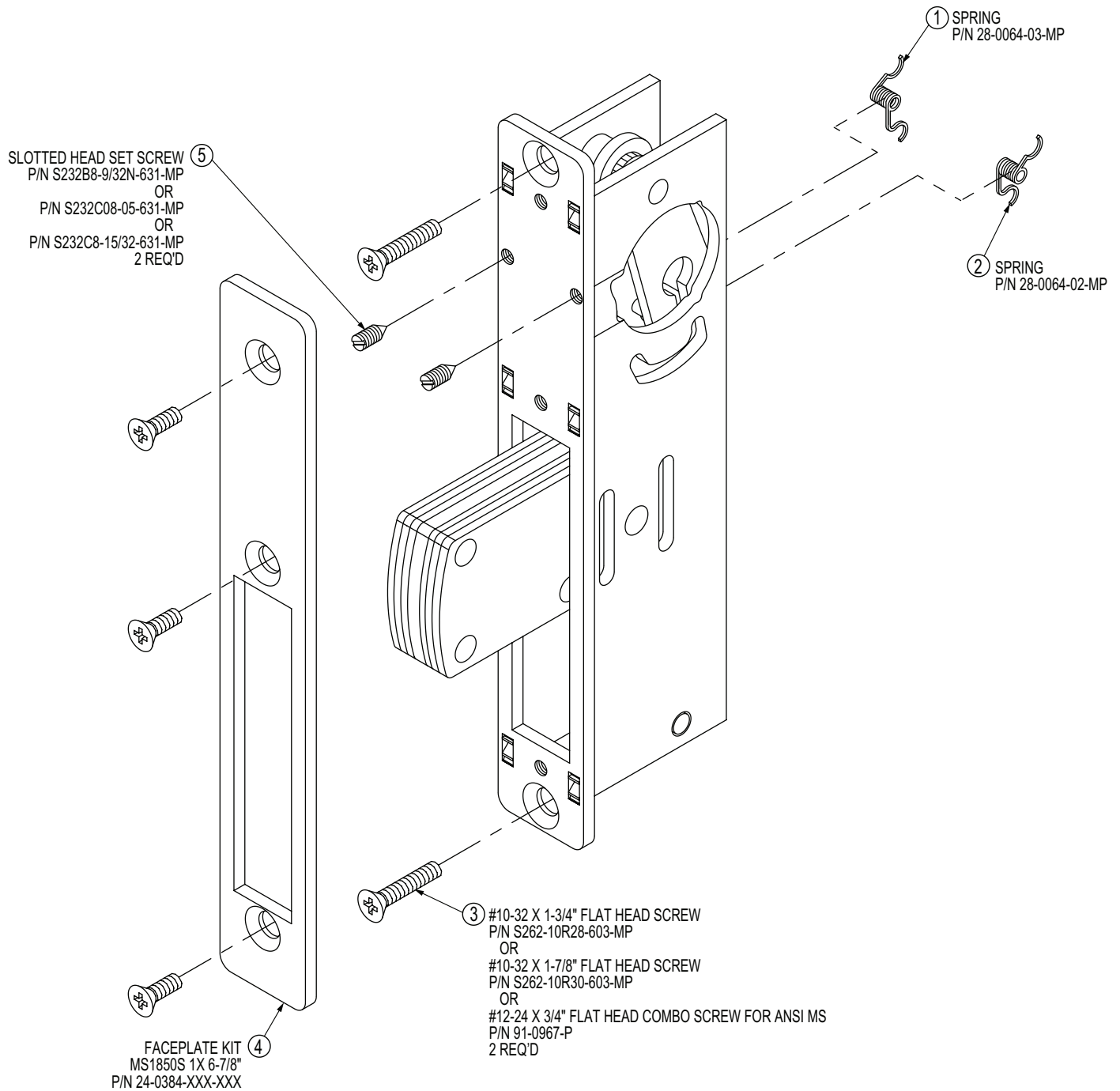
|                               |    |
|-------------------------------|----|
| 4024/4025/4026 Cylinder Pulls | 74 |
|-------------------------------|----|

## Accessories & Cylinders

|                         |    |
|-------------------------|----|
| Accessories & Cylinders | 76 |
|-------------------------|----|

# MS1850S

## SERIES MS® DEADLOCK



# MS1850S

## SERIES MS® DEADLOCK

### MS1850S Series MS® Deadlock

| ITEM | PART NUMBER         | DESCRIPTION   | UNITS PKGD | 2025 PRICE |
|------|---------------------|---|------------|------------|
| 1    | 28-0064-03-MP       | Spring  | Pack of 10 | \$9        |
| 2    | 28-0064-02-MP       | Spring  | Pack of 10 | \$9        |
| 3    | S262-10R28-603-MP   | #10-32 × 1-3/4" flat head screw for 7/8", 31/32" backset  | Pack of 10 | \$11       |
|      | S262-10R30-603-MP   | #10-32 × 1-7/8" flat head screw for 1-1/8" backset  | Pack of 10 | \$13       |
|      | 91-0967-P           | #12-24 × 3/4" flathead combo screw (ANSI hollow metal/wood doors)   | Pack of 2  | \$14       |
| 4    | 24-0384-010-XXX     | MS1850S flat faceplate kit for standard bolt, select 313, 335 or 628 finish                               | Each       | \$11       |
|      | 24-0384-110-XXX     | MS1850S radius faceplate kit for standard bolt, select 313, 335 or 628 finish                             |            |            |
|      | 24-0384-210-XXX     | MS1850S LH bevel faceplate kit for standard bolt, select 313, 335 or 628 finish                           |            |            |
|      | 24-0384-310-XXX     | MS1850S RH bevel faceplate kit for standard bolt, select 313, 335 or 628 finish                           |            |            |
|      | 24-0384-410-XXX     | MS1850S radius with weatherstrip faceplate kit for standard bolt,select 313, 335 or 628 finish            | Each       | \$16       |
|      | 24-0384-020-XXX     | MS1850S flat faceplate kit for hookbolt and short bolt, select 313, 335 or 628 finish                     | Each       | \$11       |
|      | 24-0384-120-XXX     | MS1850S radius faceplate kit for hookbolt and short bolt, select 313, 335 or 628 finish                   |            |            |
|      | 24-0384-220-XXX     | MS1850S LH bevel faceplate kit for hookbolt and short bolt, select 313, 335 or 628 finish                 |            |            |
|      | 24-0384-320-XXX     | MS1850S RH bevel faceplate kit for hookbolt and short bolt, select 313, 335 or 628 finish                 |            |            |
|      | 24-0384-420-XXX     | MS1850S radius with weatherstrip faceplate kit for hookbolt and short bolt, select 313, 335 or 628 finish | Each       | \$16       |
| 5    | S232B8-9/32N-631-MP | #8-32 × 9/32" slotted set screw for 7/8" backset  | Pack of 10 | \$27       |
|      | S232C08-05-631-MP   | #8-32 × 5/16" slotted head screw for 31/32" backset   | Pack of 10 | \$16       |
|      | S232C8-15/32-631-MP | #8-32 × 15/32" slotted set screw for 1-1/8", 1-1/2" backset   |            |            |
| NS   | 80-0180-5           | Installation Sheet, MS1850S/MS1850A   | Each       | EMAIL      |
|      | 80-0180-4           | Installation Sheet, MS1850SN  |            |            |

NS = Not shown

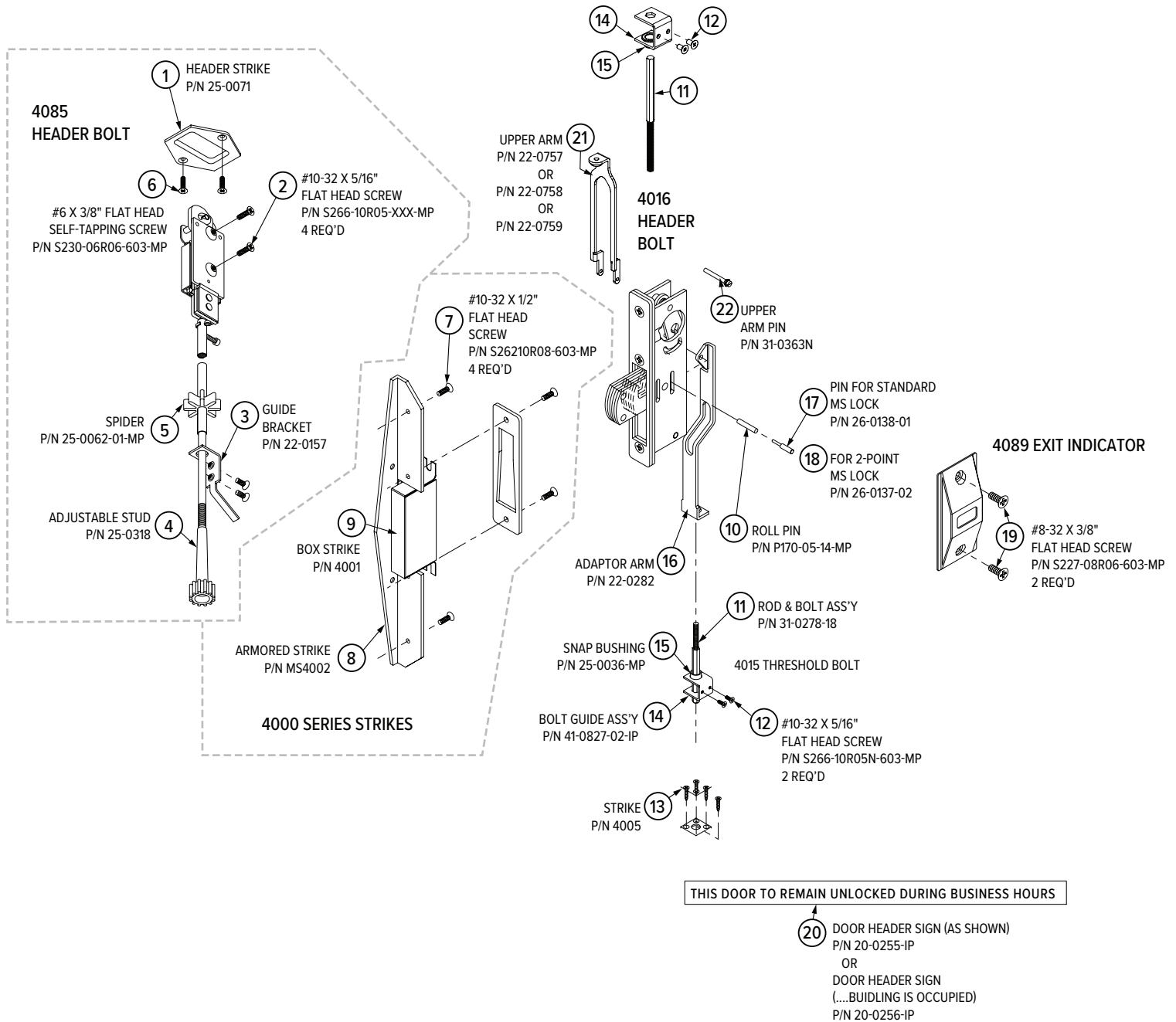
US [adamsrite.com](http://adamsrite.com) | 800.626.7590 | [customerservice.adamsrite@assaabloy.com](mailto:customerservice.adamsrite@assaabloy.com)  
 CANADA [assaabloydss.ca](http://assaabloydss.ca) | 800.461.3007 | [sales.dss.ca@assaabloy.com](mailto:sales.dss.ca@assaabloy.com)

Patent pending and/or patent [www.assaabloydss.com/patents](http://www.assaabloydss.com/patents). Copyright © 2025, Hanchett Entry Systems, Inc., an ASSA ABLOY Group company.  
 All rights reserved. Reproduction in whole or in part without the express written permission of Hanchett Entry Systems, Inc. is prohibited.



# MS1850

## SERIES MS® ACCESSORIES



# MS1850

## SERIES MS® ACCESSORIES

### MS1850 Series MS® Accessories

| ITEM                | PART NUMBER        | DESCRIPTION   | UNITS PKGD | 2025 PRICE |
|---------------------|--------------------|---|------------|------------|
| 4085 Header Bolt    |                    |   |            |            |
| 1                   | 25-0071            | Header strike   | Each       | \$8        |
| 2                   | S266-10R05N-119-MP | #10-32 × 5/16" flat head screw, 119 finish              | Pack of 10 | \$18       |
|                     | S266-10R05N-603-MP | #10-32 × 5/16" flat head screw, 603 finish              | Pack of 10 | \$14       |
| 3                   | 22-0157            | Guide bracket   | Each       | \$8        |
| 4                   | 25-0318            | Adjustable stud   | Each       | \$9        |
| 5                   | 25-0062-01-MP      | Spider Pack of 10                                       | Each       | \$28       |
| 6                   | S230-06R06-603-MP  | #6-32 × 3/8" flat head self-tapping screw               | Pack of 10 | \$9        |
| 4000 Series Strikes |                    |   |            |            |
| 7                   | S262-10R08-603-MP  | #10-32 × 1/2" flat head screw                           | Pack of 10 | \$10       |
| 8                   | MS4002             | Armored strike, select 313, 335 or 628 finish           | Each       | EMAIL      |
| 9                   | 4001               | Box strike, select 313, 335 or 628 finish               | Each       | EMAIL      |
| 4015 Threshold Bolt |                    |   |            |            |
| 10                  | P170-05-14-MP      | Roll pin  | Pack of 10 | \$11       |
| 11                  | 31-0278-18         | Rod and bolt assembly, 4016 (cylinder height 53" max)   | Each       | \$32       |
| 12                  | S266-10R05N-603-MP | #10-32 × 5/16" flat head screw, 603 finish              | Pack of 10 | \$14       |
| 13                  | 4005               | Strike for 4015 Threshold Bolt                          | Each       | EMAIL      |
| 14                  | 41-0827-02-IP      | Bolt guide assembly kit                                 | Each       | \$12       |
| 15                  | 25-0036-MP         | Snap bushing for 4016 Header Bolt                       | Pack of 10 | \$23       |
| 16                  | 22-0282            | Adaptor arm, 4015, 1870, 1870HM, MS1837, 1877           | Each       | \$38       |
| 4089 Exit Indicator |                    |   |            |            |
| 17                  | 26-0138-01         | Pin for standard MS deadlock                            | Each       | \$8        |
| 18                  | 26-0137-02         | Pin for MS two-point (MS deadlock × 4015 configuration) | Each       | \$9        |
| 19                  | S227-08R06-603-MP  | #8-32 × 3/8" flat head screw                            | Pack of 10 | \$9        |
| 20                  | 20-0255-IP         | Header sign (...DURING BUSINESS HOURS)                  | Each       | \$11       |
|                     | 20-0256-IP         | Header sign (...BUILDING IS OCCUPIED)                   |            |            |
| 4016 Header Bolt    |                    |   |            |            |
| 21                  | 22-0757            | Upper arm 1-1/8" backset                                | Each       | \$36       |
|                     | 22-0758            | Upper arm 1-1/2" backset                                |            |            |
|                     | 22-0759            | Upper arm 31/32" backset                                |            |            |
| 22                  | 31-0363N           | Upper arm pin assembly                                  | Each       | \$9        |

EMAIL = For current pricing and availability.

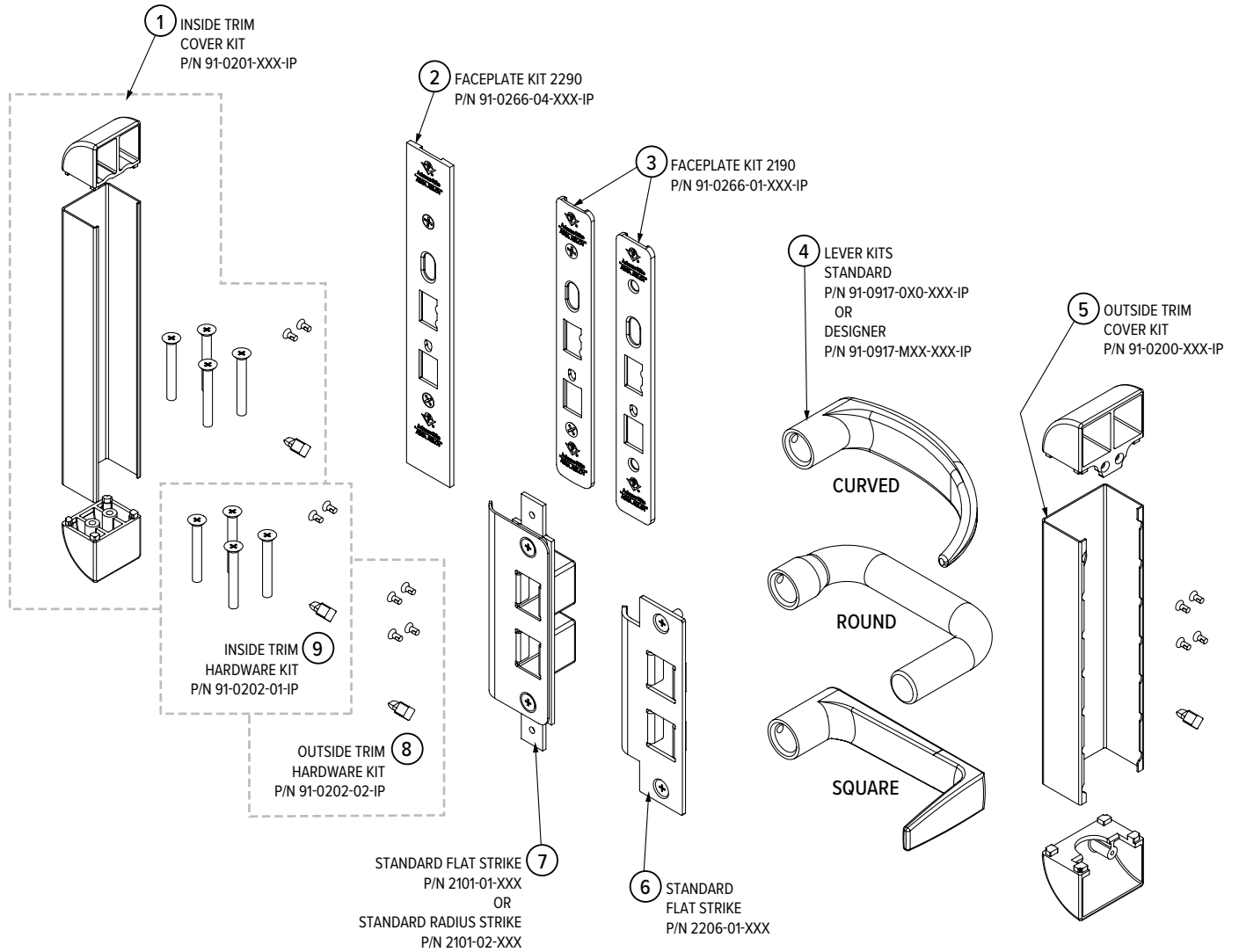
US [adamsrite.com](http://adamsrite.com) | 800.626.7590 | [customerservice.adamsrite@assaabloy.com](mailto:customerservice.adamsrite@assaabloy.com)  
 CANADA [assaabloydss.ca](http://assaabloydss.ca) | 800.461.3007 | [sales.dss.ca@assaabloy.com](mailto:sales.dss.ca@assaabloy.com)

Patent pending and/or patent [www.assaabloydss.com/patents](http://www.assaabloydss.com/patents). Copyright © 2025, Hanchett Entry Systems, Inc., an ASSA ABLOY Group company.  
 All rights reserved. Reproduction in whole or in part without the express written permission of Hanchett Entry Systems, Inc. is prohibited.



# 2190 Dual Force®

## INTERCONNECTED DEADBOLT/DEADLATCH





# 2190 Dual Force® INTERCONNECTED DEADBOLT/DEADLATCH

## 2190 Dual Force® Interconnected Deadbolt/Deadlatch

| ITEM | PART NUMBER          | DESCRIPTION   | UNITS PKGD | 2025 PRICE |
|------|----------------------|---|------------|------------|
| 1    | 91-0201-US32D        | Inside trim cover kit, US32D finish                                 | Each       | \$73       |
| 2    | 91-0266-04-313-IP    | Faceplate kit for 2290, 313 finish                                  | Each       | \$49       |
|      | 91-0266-04-628-IP    | Faceplate kit for 2290, 628 finish                                  |            |            |
| 3    | 91-0266-01-313-IP    | Faceplate kit for 2190, 313 finish                                  | Each       | \$49       |
|      | 91-0266-01-628-IP    | Faceplate kit for 2190, 628 finish                                  |            |            |
| 4    | 91-0197-010-10B-IP   | Curved lever kit, 10B (613) finish                                  | Each       | \$115      |
|      | 91-0197-010-US32D-IP | Curved lever kit, US32D (630) finish                                |            |            |
|      | 91-0197-020-10B-IP   | Round lever kit, 10B (613) finish                                   |            |            |
|      | 91-0197-020-US32D-IP | Round lever kit, US32D (630) finish                                 |            |            |
|      | 91-0197-030-10B-IP   | Square lever kit, 10B (613) finish                                  |            |            |
|      | 91-0197-030-US32D-IP | Square lever kit, US32D (630) finish                                |            |            |
|      | 91-0197-MD0-10B-IP   | Designer lever kit, Centro Series MD, 10B (613) finish              | Each       | \$179      |
|      | 91-0197-MD0-US32D-IP | Designer lever kit, Centro Series MD, US32D (630) finish            |            |            |
|      | 91-0197-ME0-10B-IP   | Designer lever kit, Aventura Series ME, 10B (613) finish            |            |            |
|      | 91-0197-ME0-US32D-IP | Designer lever kit, Aventura Series ME, US32D (630) finish          |            |            |
|      | 91-0197-MG0-10B-IP   | Designer lever kit, Aventura Series MG, 10B (613) finish            |            |            |
|      | 91-0197-MG0-US32D-IP | Designer lever kit, Aventura Series MG, US32D (630) finish          |            |            |
|      | 91-0197-MI0-10B-IP   | Designer lever kit, Aventura Series MI, 10B (613) finish            |            |            |
|      | 91-0197-MI0-US32D-IP | Designer lever kit, Aventura Series MI, US32D (630) finish          |            |            |
|      | 91-0197-MJ0-10B-IP   | Designer lever kit, Centro Series MJ, 10B (613) finish              |            |            |
|      | 91-0197-MJ0-US32D-IP | Designer lever kit, Centro Series MJ, US32D (630) finish            |            |            |
|      | 91-0197-MN7-10B-IP   | Designer lever kit, Odeon Series MN, left hand, 10B (613) finish    |            |            |
|      | 91-0197-MN7-US32D-IP | Designer lever kit, Odeon Series MN, left hand, US32D (630) finish  |            |            |
|      | 91-0197-MN8-10B-IP   | Designer lever kit, Odeon Series MN, right hand, 10B (613) finish   |            |            |
|      | 91-0197-MN8-US32D-IP | Designer lever kit, Odeon Series MN, right hand, US32D (630) finish |            |            |
|      | 91-0197-MV7-10B-IP   | Designer lever kit, Odeon Series MV, left hand, 10B (613) finish    |            |            |
|      | 91-0197-MV7-US32D-IP | Designer lever kit, Odeon Series MV, left hand, US32D (630) finish  |            |            |
|      | 91-0197-MV8-10B-IP   | Designer lever kit, Odeon Series MV, right hand, 10B (613) finish   |            |            |
|      | 91-0197-MV8-US32D-IP | Designer lever kit, Odeon Series MV, right hand, US32D (630) finish |            |            |
|      | 91-0197-MW0-10B-IP   | Designer lever kit, Aventura Series MW, 10B (613) finish            |            |            |
|      | 91-0197-MW0-US32D-IP | Designer lever kit, Aventura Series MW, US32D (630) finish          |            |            |
| 5    | 91-0200-10B-IP       | Outside trim cover kit, 10B (613) finish                            | Each       | \$80       |
|      | 91-0200-US32D        | Outside trim cover kit, US32D finish                                |            |            |
| 6    | 2206-01-121          | Standard flat strike with dust box, 2290, 121 finish                | Each       | \$43       |
|      | 2206-01-630          | Standard flat strike with dust box, 2290, US32D (630) finish        | Each       | \$35       |
| 7    | 2101-01-121          | Standard flat strike with dust box, 2190, 121 finish                | Each       | \$45       |
|      | 2101-01-630          | Standard flat strike with dust box, 2190, US32D (630) finish        | Each       | \$35       |
|      | 2101-02-121          | Standard radius strike with dust box, 2190, 121 finish              | Each       | \$45       |
|      | 2101-02-630          | Standard radius strike with dust box, 2190, US32D (630) finish      | Each       | \$35       |
| 8    | 91-0202-02-IP        | Outside trim hardware kit, 2190                                     | Each       | \$16       |
| 9    | 91-0202-01-IP        | Inside trim hardware kit, 2190                                      | Each       | \$13       |
| NS   | 80-0180-410          | Installation instructions   | Each       | EMAIL      |
|      | 80-0180-411-01       | Template — inside trim  |            |            |
|      | 80-0180-411-02       | Template — outside trim   |            |            |

NS = Not shown

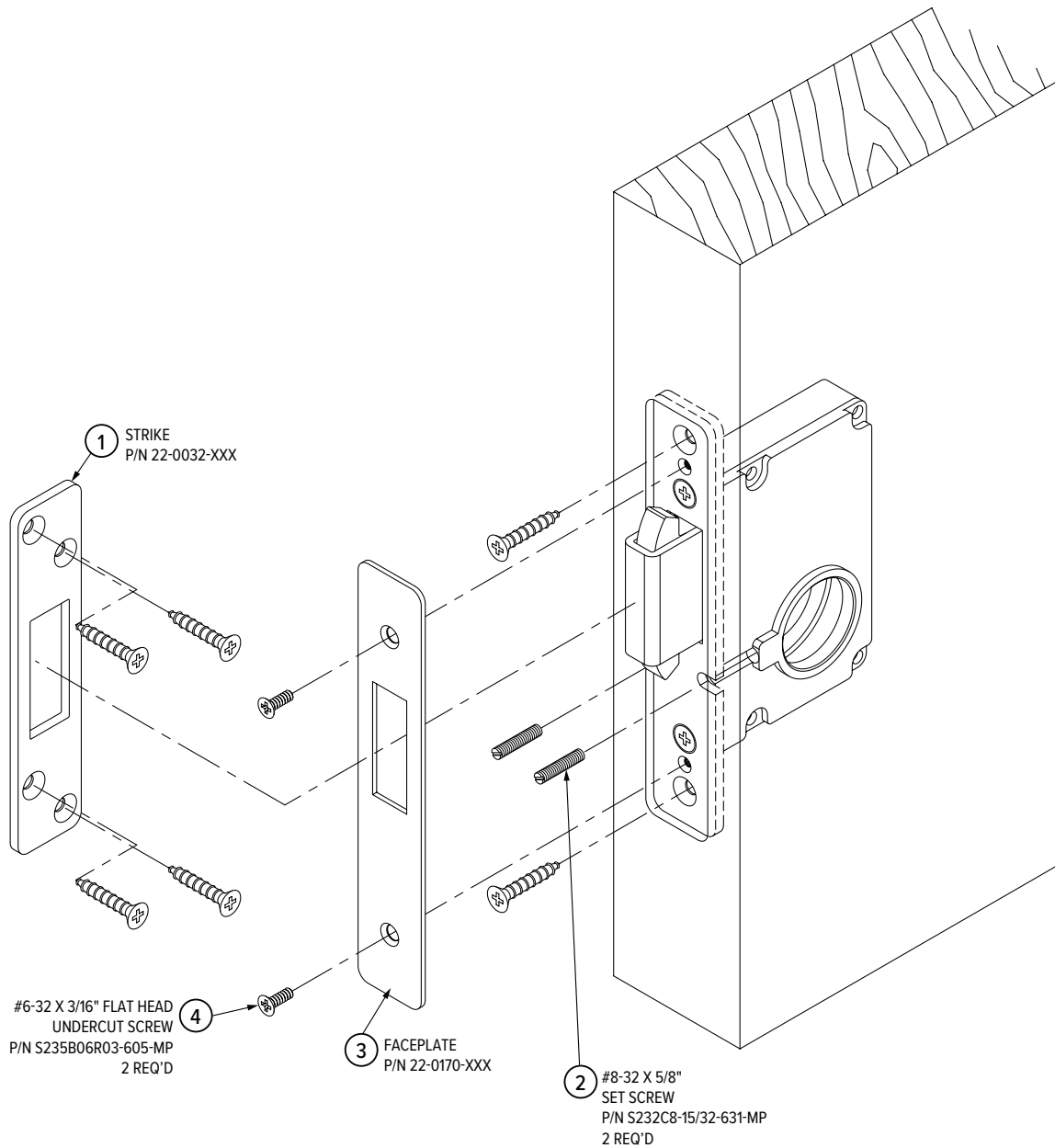
US [adamsrite.com](http://adamsrite.com) | 800.626.7590 | [customerservice.adamsrite@assaabloy.com](mailto:customerservice.adamsrite@assaabloy.com)  
CANADA [assaabloydss.ca](http://assaabloydss.ca) | 800.461.3007 | [sales.dss.ca@assaabloy.com](mailto:sales.dss.ca@assaabloy.com)

Patent pending and/or patent [www.assaabloydss.com/patents](http://www.assaabloydss.com/patents). Copyright © 2025, Hanchett Entry Systems, Inc., an ASSA ABLOY Group company.  
All rights reserved. Reproduction in whole or in part without the express written permission of Hanchett Entry Systems, Inc. is prohibited.



# 2331

## HEAVY DUTY DEADLOCK



# 2331

## HEAVY DUTY DEADLOCK

### 2331 Heavy Duty Deadlock

| ITEM | PART NUMBER         | DESCRIPTION                                   | UNITS PKGD | 2025 PRICE |
|------|---------------------|---|------------|------------|
| 1    | 22-0032-121         | Strike, 121 finish                            | Each       | \$49       |
|      | 22-0032-605         | Strike, US3 (605) finish                      | Each       | \$55       |
|      | 22-0032-625         | Strike, US26 (625) finish                     |            |            |
|      | 22-0032-626         | Strike, US26D (626) finish                    | Each       | \$49       |
| 2    | S232C8-15/32-631-MP | #8-32 × 15/32" slotted set screw              | Pack of 10 | \$16       |
| 3    | 22-0170-121         | Faceplate kit with screws, 121 finish         | Each       | \$49       |
|      | 22-0170-605         | Faceplate kit with screws, US3 (605) finish   | Each       | \$55       |
|      | 22-0170-626         | Faceplate kit with screws, US26D (626) finish | Each       | \$49       |
| 4    | S235B06R03-605-MP   | #6-32 × 3/16" flat head undercut screw        | Each       | \$10       |
| NS   | 4066-03-130         | Mortise thumbturn, 130 finish                 | Each       | \$57       |
|      | 4066-03-313         | Mortise thumbturn, 313 finish                 |            |            |
|      | 4066-03-335         | Mortise thumbturn, 335 finish                 |            |            |

NS = Not shown

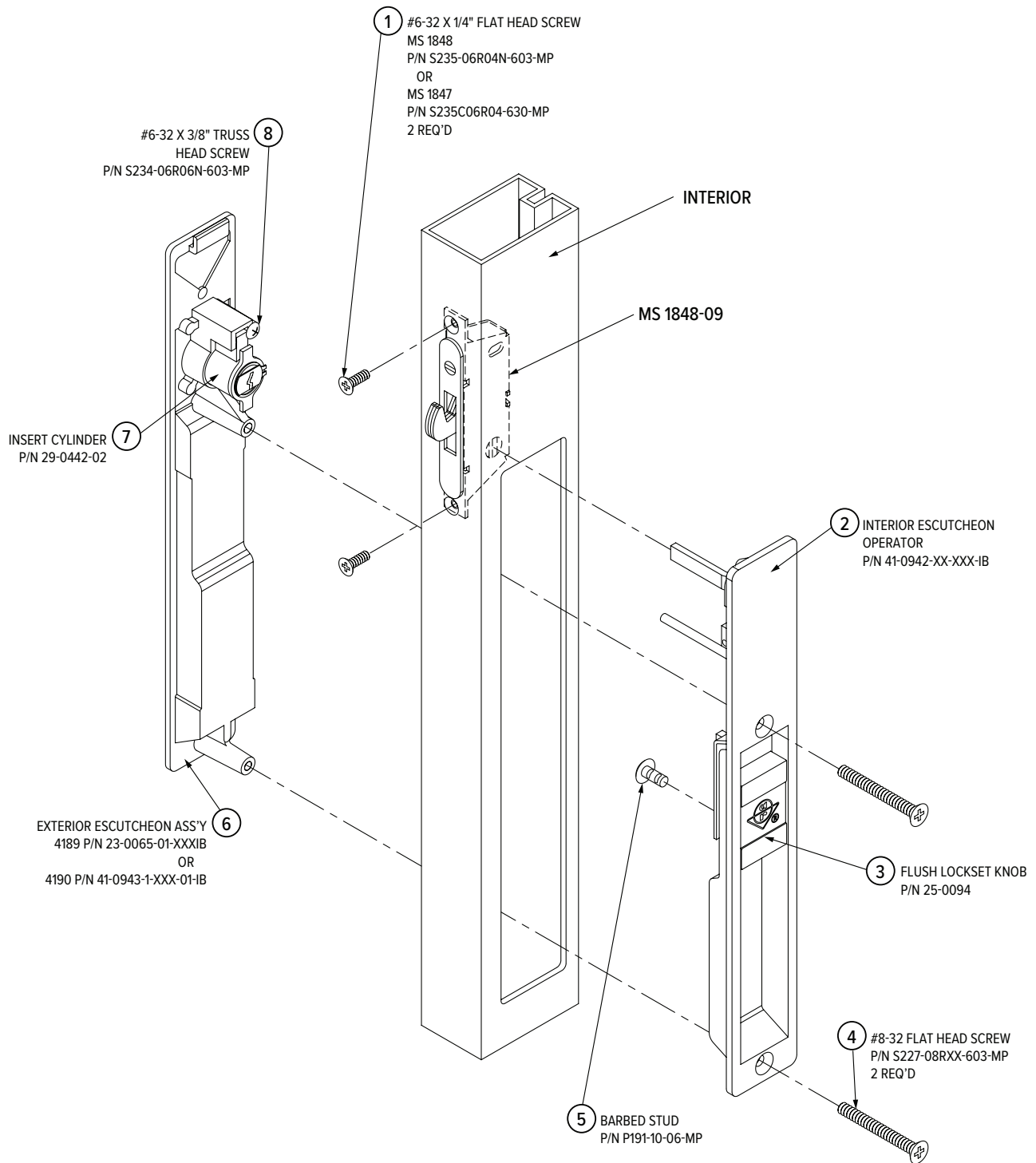
US [adamsrite.com](http://adamsrite.com) | 800.626.7590 | [customerservice.adamsrite@assaabloy.com](mailto:customerservice.adamsrite@assaabloy.com)  
 CANADA [assaabloydss.ca](http://assaabloydss.ca) | 800.461.3007 | [sales.dss.ca@assaabloy.com](mailto:sales.dss.ca@assaabloy.com)

Patent pending and/or patent [www.assaabloydss.com/patents](http://www.assaabloydss.com/patents). Copyright © 2025, Hanchett Entry Systems, Inc., an ASSA ABLOY Group company.  
 All rights reserved. Reproduction in whole or in part without the express written permission of Hanchett Entry Systems, Inc. is prohibited.



# 4189/4190

## FLUSH LOCKSETS



# 4189/4190

## FLUSH LOCKSETS

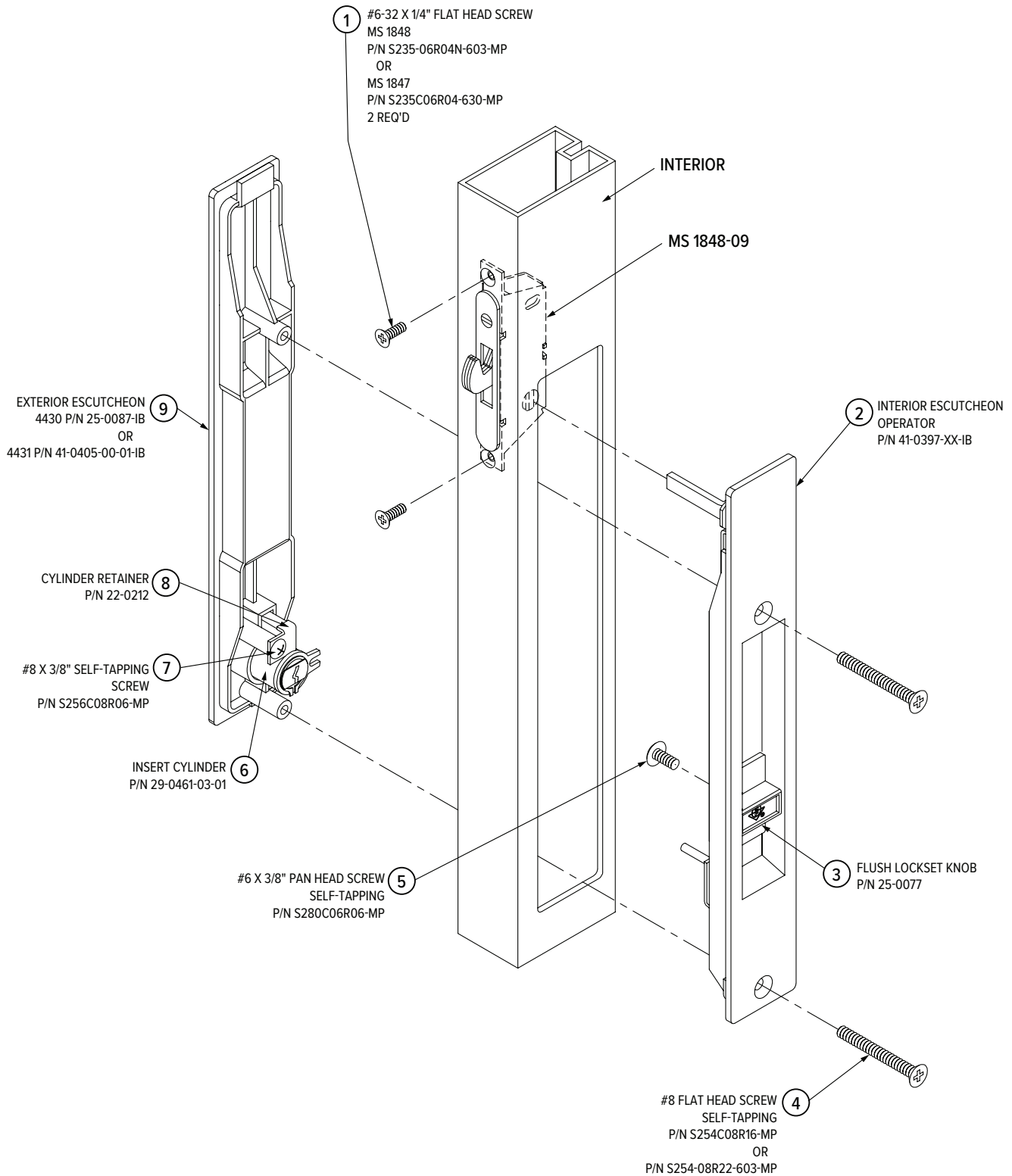
### 4189/4190 Flush Locksets

| ITEM | PART NUMBER         | DESCRIPTION  | UNITS PKGD | 2025 PRICE |
|------|---------------------|--|------------|------------|
| 1    | S235-06R04N-603-MP  | #6-32 × 1/4" flat head screw                                       | Pack of 10 | \$10       |
|      | S235C06R04-630-MP   | #6-32 × 1/4" flat head screw                                       | Pack of 10 | \$17       |
| 2    | 41-0942-01-119-IB   | Interior escutcheon operator, 4189, 1" — 1-5/8" door, 119 finish   | Each       | \$57       |
|      | 41-0942-01-121-IB   | Interior escutcheon operator, 4189, 1" — 1-5/8" door, 121 finish   |            |            |
|      | 41-0942-01-130-IB   | Interior escutcheon operator, 4189, 1" — 1-5/8" door, 130 finish   |            |            |
|      | 41-0942-02-119-IB   | Interior escutcheon operator, 4189, 1-11/16" — 2" door             | Each       | \$64       |
|      | 41-0942-09-119-IB   | Interior escutcheon operator, 4190, 1" — 1-3/8" door, 119 finish   | Each       | \$80       |
|      | 41-0942-09-130-IB   | Interior escutcheon operator, 4190, 1" — 1-3/8" door, 130 finish   |            |            |
|      | 41-0942-10-119-IB   | Interior escutcheon operator, 4190, 1-7/16" — 1-5/8" door          | Each       | \$86       |
|      | 41-0942-11-119-IB   | Interior escutcheon operator, 4190, 1-11/16" — 2" door, 119 finish | Each       | \$95       |
|      | 41-0942-11-130-IB   | Interior escutcheon operator, 4190, 1-11/16" — 2" door, 130 finish |            |            |
| 3    | 25-0094             | Knob   | Each       | \$9        |
| 4    | S227-08R12-603-MP   | #8 × 3/4" flat head self-tapping screw                             | Pack of 10 | \$9        |
|      | S227-08R16-603-MP   | #8 × 1" flat head self-tapping screw                               | Pack of 10 | \$10       |
|      | S227-08R22-603-MP   | #8 × 1-3/8" flat head self-tapping screw                           |            |            |
| 5    | P191-10-06-MP       | Barbed stud  | Pack of 10 | \$18       |
| 6    | 23-0065-01-119PC-IB | Exterior escutcheon, 4189, 4195, 119 finish                        | Each       | \$37       |
|      | 23-0065-01-121IB    | Exterior escutcheon, 4189, 4195, 121 finish                        | Each       | \$41       |
|      | 23-0065-01-130IB    | Exterior escutcheon, 4189, 4195, 130 finish                        |            |            |
|      | 41-0943-1-119-01-IB | Exterior escutcheon, 4190 Schlage "C", 119 finish, keyed different | Each       | \$80       |
|      | 41-0943-1-130-01-IB | Exterior escutcheon, 4190 Schlage "C", 130 finish, keyed different |            |            |
| 7    | 29-0442-02          | Insert cylinder with 2 keys, Schlage "C" keyway, keyed different   | Each       | \$40       |
| 8    | S234-06R06N-603-MP  | #6-32 × 3/8" truss head screw                                      | Pack of 10 | \$13       |
| NS   | 23-0066-02-119IB    | Interior Escutcheon, 4195, 119 finish                              | Each       | \$39       |
|      | 23-0066-02-121IB    | Interior Escutcheon, 4195, 121 finish                              |            |            |
|      | 23-0066-02-130IB    | Interior Escutcheon, 4195, 130 finish                              |            |            |

NS = Not shown

# 4430/4431

## FLUSH LOCKSETS



# 4430/4431

## FLUSH LOCKSETS

### 4430/4431 Flush Locksets

| ITEM | PART NUMBER        | DESCRIPTION  | UNITS PKGD | 2025 PRICE |
|------|--------------------|--|------------|------------|
| 1    | S235-06R04N-603-MP | #6-32 × 1/4" flat head screw                                     | Pack of 10 | \$10       |
|      | S235C06R04-630-MP  | #6-32 × 1/4" flat head screw                                     | Pack of 10 | \$17       |
| 2    | 41-0397-01-IB      | Interior escutcheon operator, 1" — 1-5/16" door                  | Each       | \$61       |
|      | 41-0397-02-IB      | Interior escutcheon operator, 1-3/8" — 1-5/8" door               |            |            |
|      | 41-0397-06-IB      | Interior escutcheon operator, 1-3/4" — 2" door                   |            |            |
| 3    | 25-0077            | Knob   | Each       | \$9        |
| 4    | S254C08R16-MP      | #8 × 1" flat head self-tapping screw                             | Pack of 10 | \$17       |
|      | S254-08R22-603-MP  | #8 × 1-3/8" flat head self tapping screw                         | Pack of 10 | \$13       |
| 5    | S280C06R06-MP      | #6 × 3/8" pan head self-tapping screw                            | Pack of 10 | \$10       |
| 6    | 29-0461-03-01      | Insert cylinder with 2 keys, Schlage "C" keyway, keyed different | Each       | \$38       |
| 7    | S256C08R06-MP      | #8 × 3/8" self-tapping screw                                     | Pack of 10 | \$13       |
| 8    | 22-0212            | Cylinder retainer  | Each       | \$9        |
| 9    | 25-0087-IB         | Exterior escutcheon for 4430                                     | Each       | \$21       |
|      | 41-0405-00-01-IB   | Exterior escutcheon, 4431 Schlage "C" keyway, keyed different    | Each       | \$61       |
| NS   | 25-0088            | Interior Escutcheon, 4432  | Each       | \$17       |
| NS   | 25-0087-IB         | Exterior Escutcheon, 4432  | Each       | \$21       |

NS = Not shown

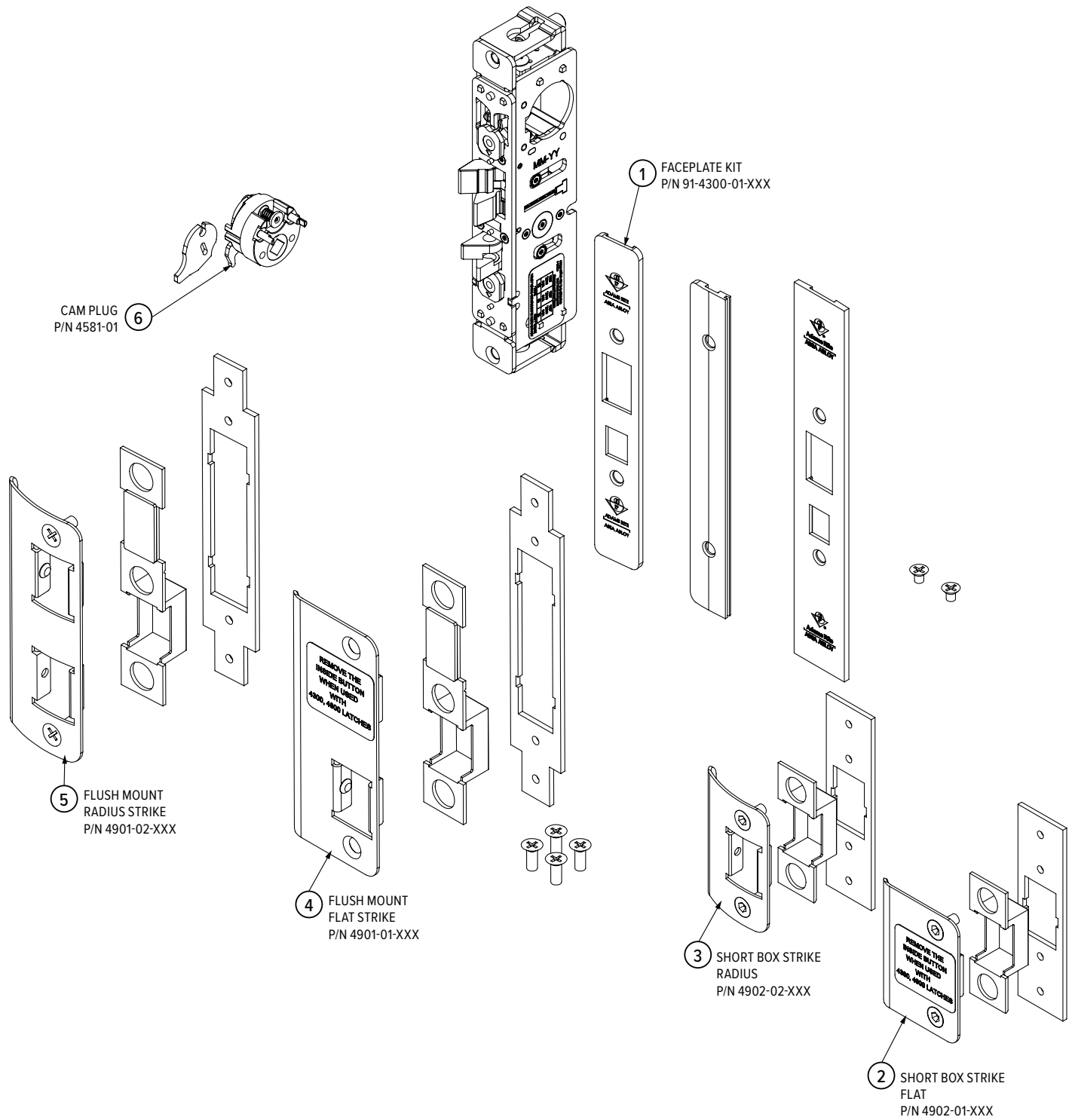
US [adamsrite.com](http://adamsrite.com) | 800.626.7590 | [customerservice.adamsrite@assaabloy.com](mailto:customerservice.adamsrite@assaabloy.com)  
 CANADA [assaabloydss.ca](http://assaabloydss.ca) | 800.461.3007 | [sales.dss.ca@assaabloy.com](mailto:sales.dss.ca@assaabloy.com)

Patent pending and/or patent [www.assaabloydss.com/patents](http://www.assaabloydss.com/patents). Copyright © 2025, Hanchett Entry Systems, Inc., an ASSA ABLOY Group company.  
 All rights reserved. Reproduction in whole or in part without the express written permission of Hanchett Entry Systems, Inc. is prohibited.



# 4300 Steel Hawk®

## ELECTRIFIED DEADLATCH





# 4300 Steel Hawk®

## ELECTRIFIED DEADLATCH

### 4300 Steel Hawk® Electrified Deadlatch

| ITEM | PART NUMBER       | DESCRIPTION  | UNITS PKGD | 2025 PRICE |
|------|-------------------|--|------------|------------|
| 1    | 91-4300-01-313    | Faceplate kit, 313 finish  | Each       | \$27       |
|      | 91-4300-01-335-IP | Faceplate kit, 335 finish  |            |            |
|      | 91-4300-01-628    | Faceplate kit, 628 finish  |            |            |
| 2    | 4902-01-119       | Short box strike, flat with dust box, mounting plate, 119 finish           | Each       | \$31       |
|      | 4902-01-121       | Short box strike, flat with dust box, mounting plate, 121 finish           | Each       | \$25       |
|      | 4902-01-630       | Short box strike, flat with dust box, mounting plate, US32D (630) finish   | Each       | \$25       |
| 3    | 4902-02-119       | Short box strike, radius with dust box, mounting plate, 119 finish         | Each       | \$31       |
|      | 4902-02-121       | Short box strike, radius with dust box, mounting plate, 121 finish         | Each       | \$25       |
|      | 4902-02-630       | Short box strike, radius with dust box, mounting plate, US32D (630) finish | Each       | \$25       |
| 4    | 4901-01-119       | Flush mount flat strike mortised with dust box, 119 finish                 | Each       | \$31       |
|      | 4901-01-121       | Flush mount flat strike mortised with dust box, 121 finish                 | Each       | \$25       |
|      | 4901-01-630       | Flush mount flat strike mortised with dust box, US32D (630) finish         | Each       | \$25       |
| 5    | 4901-02-119       | Flush mount radius strike mortised with dust box, 119 finish               | Each       | \$31       |
|      | 4901-02-121       | Flush mount radius strike mortised with dust box, 121 finish               | Each       | \$25       |
|      | 4901-02-630       | Flush mount radius strike mortised with dust box, US32D (630) finish       | Each       | \$25       |
| 6    | 4581-01           | Cam plug 1-3/4"  | Each       | \$34       |
| NS   | 4304-121          | Surface mount strike, 121 finish   | Each       | \$36       |
|      | 4304-119          | Surface mount strike, 119 finish   | Each       | \$36       |
|      | 4304-630          | Surface mount strike, US32D (630) finish                                   | Each       | \$28       |
|      | 80-0180-421       | Installation instructions  | Each       | EMAIL      |

NS = Not shown

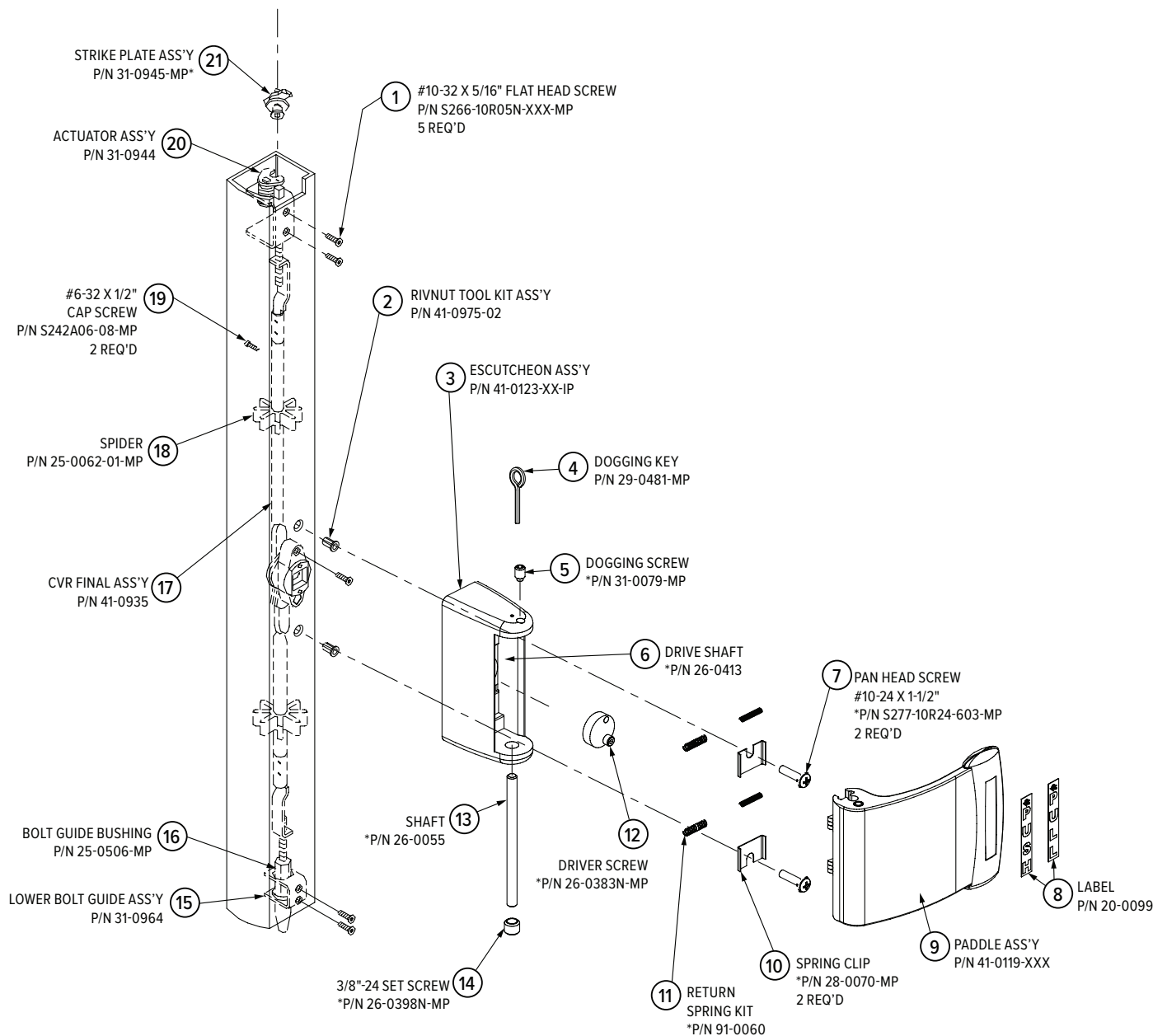
US [adamsrite.com](http://adamsrite.com) | 800.626.7590 | [customerservice.adamsrite@assaabloy.com](mailto:customerservice.adamsrite@assaabloy.com)  
 CANADA [assaabloydss.ca](http://assaabloydss.ca) | 800.461.3007 | [sales.dss.ca@assaabloy.com](mailto:sales.dss.ca@assaabloy.com)

Patent pending and/or patent [www.assaabloydss.com/patents](http://www.assaabloydss.com/patents). Copyright © 2025, Hanchett Entry Systems, Inc., an ASSA ABLOY Group company.  
 All rights reserved. Reproduction in whole or in part without the express written permission of Hanchett Entry Systems, Inc. is prohibited.



# 4781

## TWO-POINT DEADLATCH WITH PADDLE



\* INCLUDED IN ESCUTCHEON ASS'Y  
P/N 41-0123-XX-IP OR AVAILABLE SEPARATELY

# 4781

## TWO-POINT DEADLATCH WITH PADDLE

### 4781 Two-Point Deadlatch with Paddle

| ITEM | PART NUMBER        | DESCRIPTION  | UNITS PKGD | 2025 PRICE |
|------|--------------------|--|------------|------------|
| 1    | S266-10R05N-119-MP | #10-32 × 5/16" flat head screw, 119 finish   | Pack of 10 | \$18       |
|      | S266-10R05N-603-MP | #10-32 × 5/16" flat head screw, 603 finish   | Pack of 10 | \$14       |
| 2    | 41-0975-02         | Rivnut tool kit assembly   | Each       | \$17       |
| 3    | 41-0123-02-IP      | Escutcheon assembly, "PUSH" to left, comes complete with items 13-16, 19-21, 23 below  | Each       | \$155      |
|      | 41-0123-04-IP      | Escutcheon assembly, "PUSH" to right, comes complete with items 13-16, 19-21, 23 below |            |            |
| 4    | 29-0481-MP         | Dogging key  | Pack of 10 | \$40       |
| 5    | 31-0079-MP         | Dogging screw  | Pack of 10 | \$36       |
| 6    | 26-0413            | Drive shaft  | Each       | \$18       |
| 7    | S277-10R24-603-MP  | #10-24 × 1-1/2" pan head screw   | Pack of 10 | \$14       |
| 8    | 20-0099            | "PUSH" & "PULL" indicator label  | Each       | \$9        |
| 9    | 41-0119-313        | Paddle assembly, 313 finish  | Each       | \$79       |
|      | 41-0119-335        | Paddle assembly, 335 finish  |            |            |
|      | 41-0119-628        | Paddle assembly, 628 finish  |            |            |
| 10   | 28-0070-MP         | Spring clip  | Pack of 10 | \$10       |
| 11   | 91-0060            | Return spring kit, includes all four springs   | Pack of 4  | \$13       |
| 12   | 26-0383N-MP        | Driver screw   | Pack of 10 | \$93       |
| 13   | 26-0055            | Shaft  | Each       | \$9        |
| 14   | 26-0398N-MP        | 3/8"-24 set screw  | Pack of 10 | \$35       |
| 15   | 31-0964            | Lower bolt guide assembly  | Each       | \$13       |
| 16   | 25-0506-MP         | Bolt guide bushing   | Pack of 10 | \$13       |
| 17   | 41-0935            | CVR final assembly, complete with bolts  | Each       | \$210      |
| 18   | 25-0062-01-MP      | Spider   | Pack of 10 | \$28       |
| 19   | S242A06-08-MP      | #6-32 × 1/2" cap screw, rod piercing   | Pack of 10 | \$17       |
| 20   | 31-0944            | Actuator, top assembly   | Each       | \$43       |
| 21   | 31-0945            | Strike plate assembly  | Each       | \$28       |
|      | 31-0945-MP         | Strike plate assembly multipack  | Pack of 10 | \$249      |
| NS   | 80-0180-128        | Instruction sheet, 4781  | Each       | EMAIL      |
|      | 80-0180-133        | Dogging instruction sheet, 4781  |            |            |

NS = Not shown

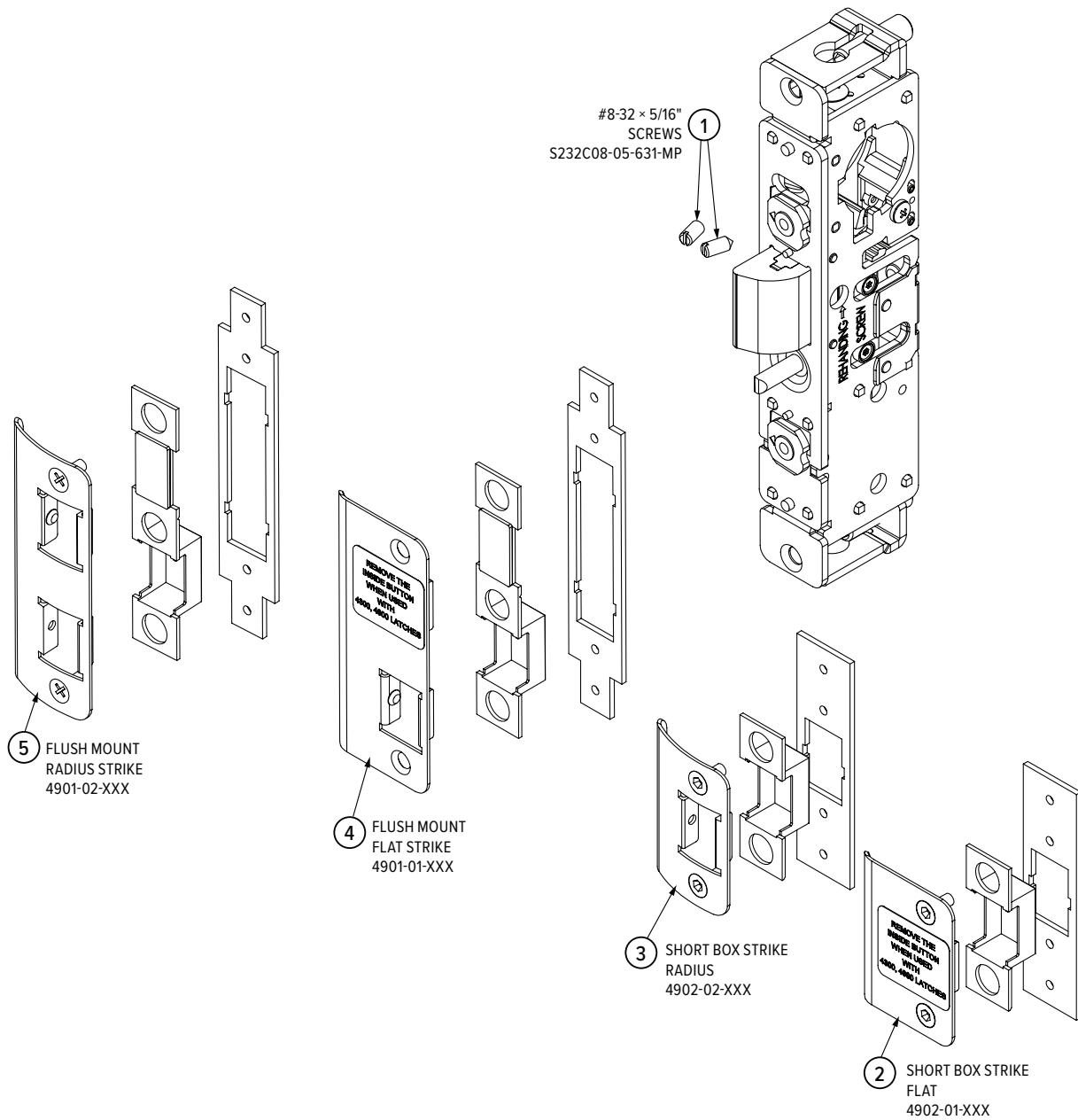
US [adamsrite.com](http://adamsrite.com) | 800.626.7590 | [customerservice.adamsrite@assaabloy.com](mailto:customerservice.adamsrite@assaabloy.com)  
 CANADA [assaabloydss.ca](http://assaabloydss.ca) | 800.461.3007 | [sales.dss.ca@assaabloy.com](mailto:sales.dss.ca@assaabloy.com)

Patent pending and/or patent [www.assaabloydss.com/patents](http://www.assaabloydss.com/patents). Copyright © 2025, Hanchett Entry Systems, Inc., an ASSA ABLOY Group company.  
 All rights reserved. Reproduction in whole or in part without the express written permission of Hanchett Entry Systems, Inc. is prohibited.



# 4900

## HEAVY DUTY DEADLATCH



# 4900

## HEAVY DUTY DEADLATCH

### 4900 Heavy Duty Deadlatch

| ITEM | PART NUMBER       | DESCRIPTION  | UNITS PKGD | 2025 PRICE |
|------|-------------------|--|------------|------------|
| 1    | S232C08-05-631-MP | #8-32 x 5/16" slotted head screw for 31/32" backset                        | Pack of 10 | \$16       |
| 2    | 4902-01-119       | Short box strike, flat with dust box, mounting plate, 119 finish           | Each       | \$31       |
|      | 4902-01-121       | Short box strike, flat with dust box, mounting plate, 121 finish           |            |            |
|      | 4902-01-630       | Short box strike, flat with dust box, mounting plate, US32D (630) finish   | Each       | \$25       |
| 3    | 4902-02-119       | Short box strike, radius with dust box, mounting plate, 119 finish         | Each       | \$31       |
|      | 4902-02-121       | Short box strike, radius with dust box, mounting plate, 121 finish         |            |            |
|      | 4902-02-630       | Short box strike, radius with dust box, mounting plate, US32D (630) finish | Each       | \$25       |
| 4    | 4901-01-119       | Flush mount flat strike mortised with dust box, 119 finish                 | Each       | \$31       |
|      | 4901-01-121       | Flush mount flat strike mortised with dust box, 121 finish                 |            |            |
|      | 4901-01-630       | Flush mount flat strike mortised with dust box, US32D (630) finish         | Each       | \$25       |
| 5    | 4901-02-119       | Flush mount radius strike mortised with dust box, 119 finish               | Each       | \$31       |
|      | 4901-02-121       | Flush mount radius strike mortised with dust box, 121 finish               |            |            |
|      | 4901-02-630       | Flush mount radius strike mortised with dust box, US32D (630) finish       | Each       | \$25       |
| NS   | 4506-02-630       | Strike for use with 4920AN   | Each       | \$48       |
|      | 91-4900-01-628    | Loose parts kit, 4900  | Each       | \$33       |
|      | 91-4920-02-628    | Loose parts kit, 4920AN  |            |            |

NS = Not shown

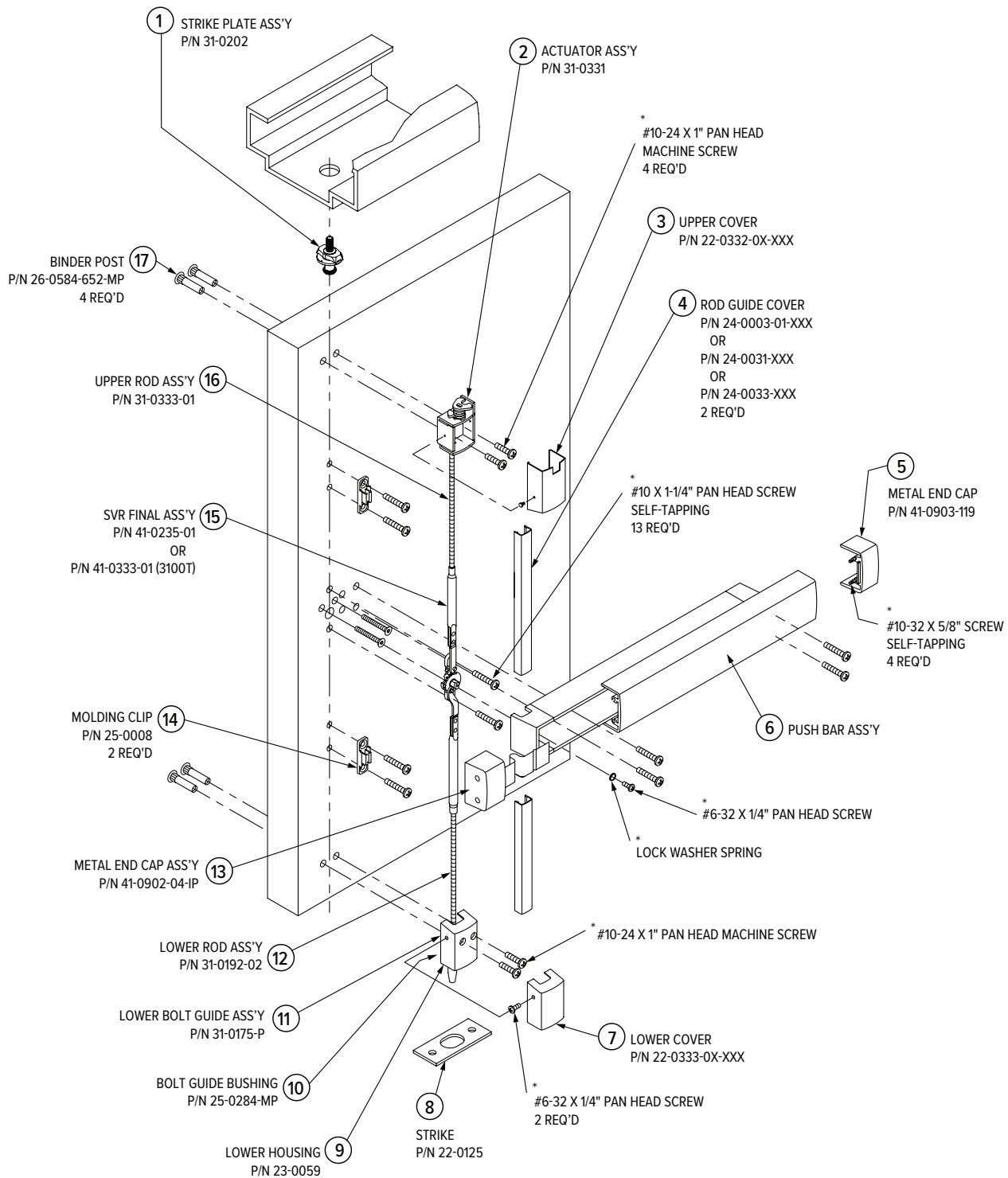
US [adamsrite.com](http://adamsrite.com) | 800.626.7590 | [customerservice.adamsrite@assaabloy.com](mailto:customerservice.adamsrite@assaabloy.com)  
 CANADA [assaabloydss.ca](http://assaabloydss.ca) | 800.461.3007 | [sales.dss.ca@assaabloy.com](mailto:sales.dss.ca@assaabloy.com)

Patent pending and/or patent [www.assaabloydss.com/patents](http://www.assaabloydss.com/patents). Copyright © 2025, Hanchett Entry Systems, Inc., an ASSA ABLOY Group company.  
 All rights reserved. Reproduction in whole or in part without the express written permission of Hanchett Entry Systems, Inc. is prohibited.



# 3100 Series

## SURFACE VERTICAL ROD EXIT DEVICE



\*INCLUDED IN HARDWARE PACK  
P/N 91-0831-01-XXX

# 3100 Series

## SURFACE VERTICAL ROD EXIT DEVICE

### 3100 Series Surface Vertical Rod Exit Device (Including 3100T)

| ITEM | PART NUMBER                          | DESCRIPTION  | UNITS PKGD | 2025 PRICE |
|------|--------------------------------------|--|------------|------------|
| 1    | 31-0202                              | Strike plate assembly  | Each       | \$40       |
| 2    | 31-0331                              | Actuator assembly  | Each       | \$61       |
| 3    | 22-0332-01-313                       | Upper cover, 313 finish  | Each       | \$39       |
|      | 22-0332-01-335                       | Upper cover, 335 finish  |            |            |
|      | 22-0332-01-628                       | Upper cover, 628 finish  |            |            |
|      | 22-0332-02-605                       | Upper cover, US3 (605) finish  | Each       | \$84       |
|      | 22-0332-02-606                       | Upper cover, US4 (606) finish  | Each       | \$93       |
|      | 22-0332-04-629                       | Upper cover, US32 (629) finish   | Each       | \$77       |
|      | 22-0332-04-630                       | Upper cover, US32D (630) finish  | Each       | \$69       |
| 4    | 24-0003-01-313                       | Rod guide cover, 313 finish  | Each       | \$84       |
|      | 24-0003-01-335                       | Rod guide cover, 335 finish  |            |            |
|      | 24-0003-01-628                       | Rod guide cover, 628 finish  |            |            |
|      | 24-0031-605                          | Rod guide cover, US3 (605) finish  | Each       | \$249      |
|      | 24-0031-606                          | Rod guide cover, US4 (606) finish  |            |            |
|      | 24-0033-629                          | Rod guide cover, US32 (629) finish   | Each       | \$136      |
|      | 24-0033-630                          | Rod guide cover, US32D (630) finish  |            |            |
| 5    | 41-0903-119                          | End cap assembly, hinge end — metal  | Each       | \$29       |
| 6    | 3100 Push Bar — 313, 335, 628 finish | Push bar assembly: order by exit device Series (3100), door opening width and 313, 335, or 628 finish                    | Each       | \$177      |
|      | 3100 Push Bar — 630 finish           | Push bar assembly: order by exit device Series (3100), door opening width and US32D (630) finish                         | Each       | \$474      |
|      | 3100 Push Bar — 605, 606, 629 finish | Push bar assembly: order by exit device Series (3100), door opening width, and US3 (605), US4 (606), US32 (629) finishes | Each       | \$537      |
| 7    | 22-0333-01-313                       | Lower cover, 313 finish  | Each       | \$39       |
|      | 22-0333-01-628                       | Lower cover, 628 finish  |            |            |
|      | 22-0333-02-605                       | Lower cover, US3 (605) finish  | Each       | \$78       |
|      | 22-0333-02-606                       | Lower cover, US4 (606) finish  |            |            |
|      | 22-0333-04-629                       | Lower cover, US32 (629) finish   |            |            |
|      | 22-0333-04-630                       | Lower cover, US32D (630) finish  |            |            |
| 8    | 22-0125                              | Strike (ANSI)  | Each       | \$28       |
| 9    | 23-0059                              | Lower housing  | Each       | \$252      |
| 10   | 25-0284-MP                           | Bolt guide bushing   | Pack of 10 | \$13       |
| 11   | 31-0175-P                            | Lower bolt guide assembly  | Each       | \$23       |
| 12   | 31-0192-02                           | Lower rod assembly   | Each       | \$47       |
| 13   | 41-0902-04-IP                        | End cap assembly, nose end — metal   | Each       | \$35       |
| 14   | 25-0008                              | Molding clip   | Each       | \$13       |
| 15   | 41-0235-01                           | SVR final assembly, complete with rods   | Each       | \$298      |
|      | 41-0333-01                           | SVR final assembly, complete with rod for top rod devices  | Each       | \$229      |
| 16   | 31-0333-01                           | Upper rod assembly   | Each       | \$67       |
| 17   | 26-0584-652-MP                       | Binder post with screws  | Pack of 2  | \$36       |
| *    | 91-0831-01-335                       | Hardware pack for 313, 335 finishes  | Each       | \$16       |
|      | 91-0831-01-605                       | Hardware pack for US3 (605), US4 (606) finishes  | Each       | \$24       |
|      | 91-0831-01-630                       | Hardware pack for 628, US32 (629), US32D (630) finishes  | Each       | \$14       |
| NS   | 80-0180-86-01                        | Template, 3100   | Each       | EMAIL      |
|      | 80-0180-81                           | Installation sheet, 3100   |            |            |
|      | 80-0180-481                          | Top rod, metal door installation sheet, 3100T  |            |            |
|      | 80-0180-483                          | Top rod, wood door installation sheet, 3100W   |            |            |

NS = Not shown Note: Consult factory for doors over 54" above push bar centerline.

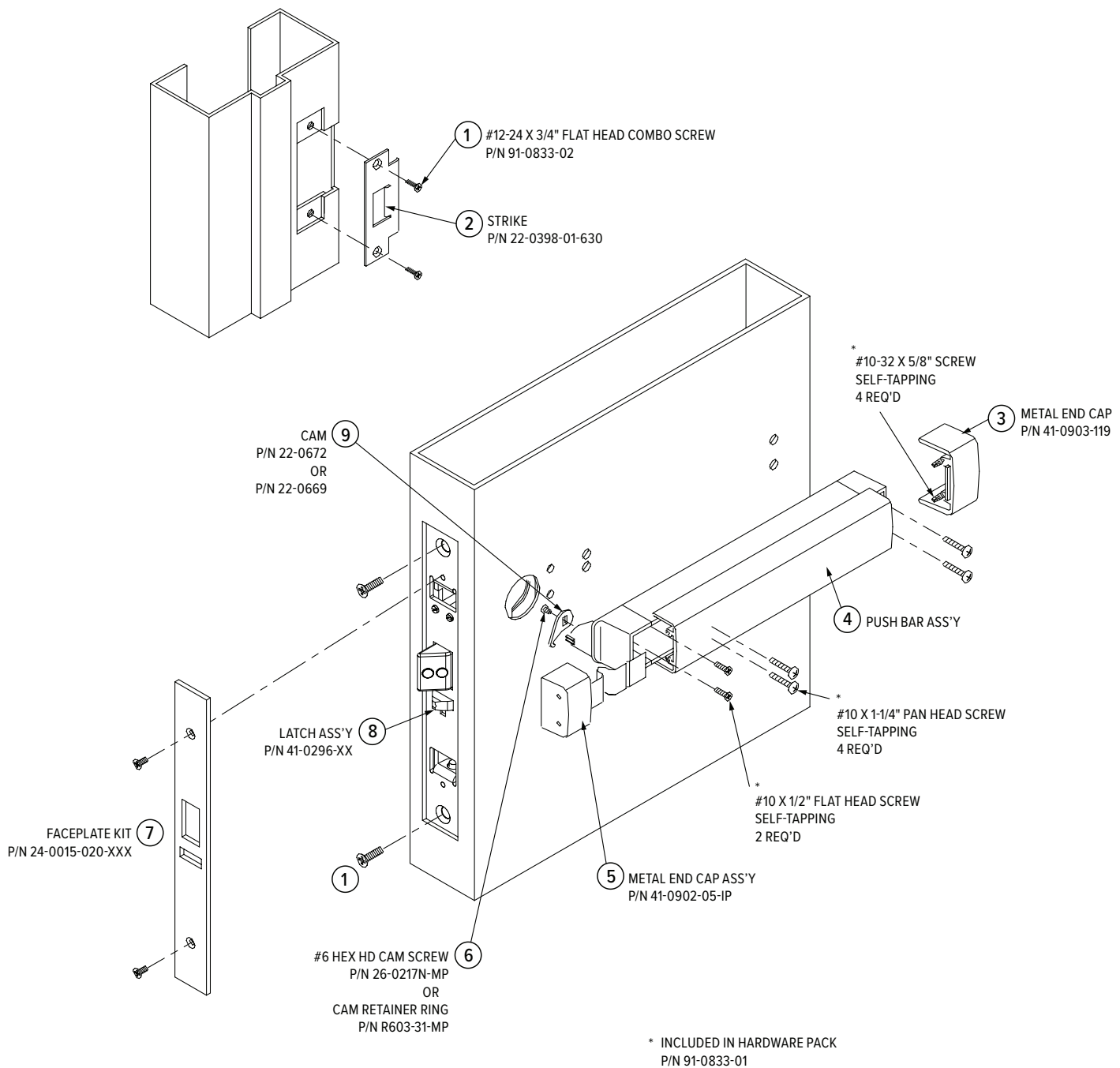
US [adamsrite.com](http://adamsrite.com) | 800.626.7590 | [customerservice.adamsrite@assaabloy.com](mailto:customerservice.adamsrite@assaabloy.com)  
 CANADA [assaabloydss.ca](http://assaabloydss.ca) | 800.461.3007 | [sales.dss.ca@assaabloy.com](mailto:sales.dss.ca@assaabloy.com)

Patent pending and/or patent [www.assaabloydss.com/patents](http://www.assaabloydss.com/patents). Copyright © 2025, Hanchett Entry Systems, Inc., an ASSA ABLOY Group company.  
 All rights reserved. Reproduction in whole or in part without the express written permission of Hanchett Entry Systems, Inc. is prohibited.



# 3300 Series

## MORTISE EXIT DEVICE





# 3300 Series

## MORTISE EXIT DEVICE

### 3300 Series Mortise Exit Device

| ITEM | PART NUMBER                          | DESCRIPTION   | UNITS PKGD | 2025 PRICE |
|------|--------------------------------------|---|------------|------------|
| 1    | 91-0833-02                           | #12-24 × 3/4" flat head combo screw   | Each       | \$10       |
| 2    | 22-0398-01-630                       | Strike plate  | Each       | \$35       |
| 3    | 41-0903-119                          | End cap assembly, hinge end — metal   | Each       | \$29       |
| 4    | 3300 Push Bar — 313, 335, 628 finish | Push bar assembly: order by exit device Series (3300), door opening width and 313, 335, or 628 finish                   | Each       | \$177      |
|      | 3300 Push Bar — 630 finish           | Push bar assembly: order by exit device Series (3300), door opening width and US32D (630) finish                        | Each       | \$474      |
|      | 3300 Push Bar — 605, 606, 629 finish | Push bar assembly: order by exit device Series (3300), door opening width and US3 (605), US4 (606), US32 (629) finishes | Each       | \$537      |
| 5    | 41-0902-05-IP                        | End cap assembly, nose end — metal  | Each       | \$35       |
| 6    | 26-0217N-MP                          | #6 hex head cam screw   | Pack of 10 | \$20       |
|      | R603-31-MP                           | Cam retainer ring (past production)   | Pack of 10 | \$21       |
| 7    | 24-0015-020-335                      | Faceplate kit with screws, 335 finish   | Each       | \$14       |
|      | 24-0015-020-628                      | Faceplate kit with screws, 628 finish   |            |            |
| 8    | 41-0296-01                           | Latch assembly (LHR)  | Each       | \$473      |
|      | 41-0296-02                           | Latch assembly (RHR)  | Each       | \$466      |
| 9    | 22-0672                              | Cam (latchbolt retract), screw attachment   | Each       | \$9        |
| *    | 91-0833-01                           | Hardware pack   | Each       | \$14       |
| NS   | 80-0180-122-01                       | Device template, 3300   | Each       | EMAIL      |
|      | 80-0180-122-02                       | Strike template, 3300   |            |            |
|      | 80-0180-83                           | Installation sheet, 3300  |            |            |

NS = Not shown

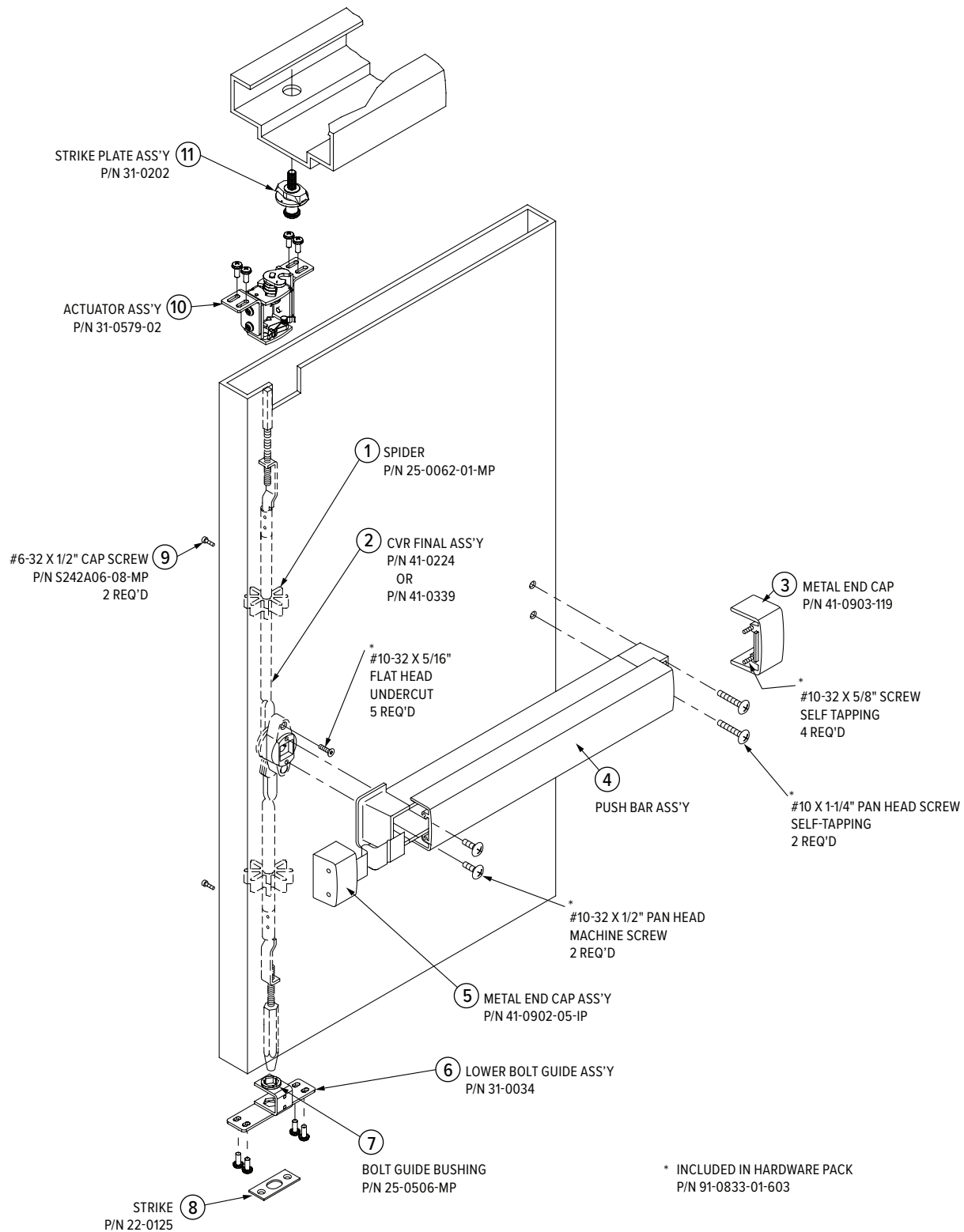
US [adamsrite.com](http://adamsrite.com) | 800.626.7590 | [customerservice.adamsrite@assaabloy.com](mailto:customerservice.adamsrite@assaabloy.com)  
 CANADA [assaabloydss.ca](http://assaabloydss.ca) | 800.461.3007 | [sales.dss.ca@assaabloy.com](mailto:sales.dss.ca@assaabloy.com)

Patent pending and/or patent [www.assaabloydss.com/patents](http://www.assaabloydss.com/patents). Copyright © 2025, Hanchett Entry Systems, Inc., an ASSA ABLOY Group company.  
 All rights reserved. Reproduction in whole or in part without the express written permission of Hanchett Entry Systems, Inc. is prohibited.



# 3600 Series

## CONCEALED VERTICAL ROD



# 3600 Series

## CONCEALED VERTICAL ROD

### 3600 Series Metal Door Concealed Vertical Rod (Including 3600T)

| ITEM | PART NUMBER                          | DESCRIPTION   | UNITS PKGD | 2025 PRICE |
|------|--------------------------------------|---|------------|------------|
| 1    | 25-0062-01-MP                        | Spider  | Pack of 10 | \$28       |
| 2    | 41-0224                              | CVR final assembly, complete with bolts   | Each       | \$194      |
|      | 41-0339                              | CVR final assembly, complete with bolt for top rod devices  | Each       | \$217      |
| 3    | 41-0903-119                          | End cap assembly, hinge end — metal   | Each       | \$29       |
| 4    | 3600 Push Bar — 313, 335, 628 finish | Push bar assembly: order by exit device Series (3600), door opening width and 313, 335, or 628 finish                   | Each       | \$177      |
|      | 3600 Push Bar — 630 finish           | Push bar assembly: order by exit device Series (3600), door opening width and US32D (630) finish                        | Each       | \$474      |
|      | 3600 Push Bar — 605, 606, 629 finish | Push bar assembly: order by exit device Series (3600), door opening width and US3 (605), US4 (606), US32 (629) finishes | Each       | \$537      |
| 5    | 41-0902-05-IP                        | End cap assembly, nose end — metal  | Each       | \$35       |
| 6    | 31-0034                              | Lower bolt guide assembly   | Each       | \$15       |
| 7    | 25-0506-MP                           | Bolt guide bushing  | Pack of 10 | \$13       |
| 8    | 22-0125                              | Strike (ANSI)   | Each       | \$28       |
| 9    | S242A06-08-MP                        | #6-32 × 1/2" cap screw, rod piercing  | Pack of 10 | \$17       |
| 10   | 31-0579-02                           | Top actuator assembly   | Each       | \$136      |
| 11   | 31-0202                              | Strike plate assembly   | Each       | \$40       |
| *    | 91-0836-01-603                       | Hardware pack   | Each       | \$19       |
| NS   | 80-0180-87-01                        | Exit device template, 3600  | Each       | EMAIL      |
|      | 80-0180-87-02                        | Strike template, 3600   |            |            |
|      | 80-0180-487-01                       | Exit device template, 3600T   |            |            |
|      | 80-0180-487-02                       | Strike template, 3600T  |            |            |
|      | 80-0180-84                           | Installation sheet, 3600  |            |            |
|      | 80-0180-486                          | Installation sheet, 3600T   |            |            |

NS = Not shown

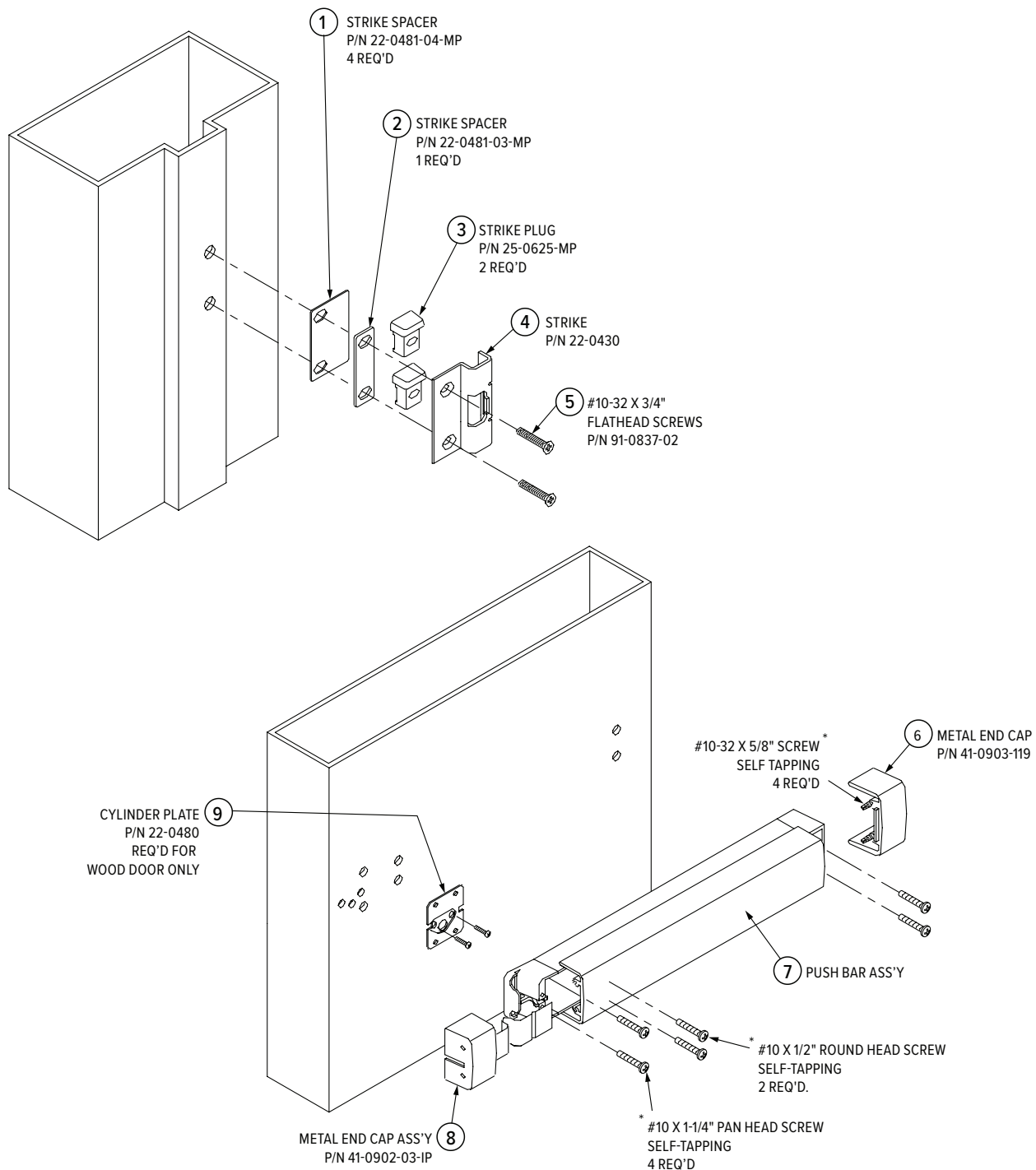
US [adamsrite.com](http://adamsrite.com) | 800.626.7590 | [customerservice.adamsrite@assaabloy.com](mailto:customerservice.adamsrite@assaabloy.com)  
 CANADA [assaabloydss.ca](http://assaabloydss.ca) | 800.461.3007 | [sales.dss.ca@assaabloy.com](mailto:sales.dss.ca@assaabloy.com)

Patent pending and/or patent [www.assaabloydss.com/patents](http://www.assaabloydss.com/patents). Copyright © 2025, Hanchett Entry Systems, Inc., an ASSA ABLOY Group company.  
 All rights reserved. Reproduction in whole or in part without the express written permission of Hanchett Entry Systems, Inc. is prohibited.



# 3700 Series

## RIM EXIT DEVICE



\* INCLUDED IN HARDWARE PACK  
P/N 91-0837-01

# 3700 Series

## RIM EXIT DEVICE

### 3700 Series Rim Exit Device

| ITEM | PART NUMBER                          | DESCRIPTION   | UNITS PKGD | 2025 PRICE |
|------|--------------------------------------|---|------------|------------|
| 1    | 22-0481-04-MP                        | Strike spacer   | Pack of 10 | \$29       |
| 2    | 22-0481-03-MP                        | Strike spacer   | Pack of 10 | \$29       |
| 3    | 25-0625-MP                           | Strike plug   | Pack of 2  | \$16       |
| 4    | 22-0430                              | Strike  | Each       | \$15       |
| 5    | 91-0837-02                           | #10-32 × 3/4" flat head screws  | Pack of 2  | \$10       |
| 6    | 41-0903-119                          | End cap assembly, hinge end — metal   | Each       | \$29       |
| 7    | 3700 Push Bar — 313, 335, 628 finish | Push bar assembly: order by exit device Series (3700), door opening width and 313, 335, or 628 finish                   | Each       | \$177      |
|      | 3700 Push Bar — 630 finish           | Push bar assembly: order by exit device Series (3700), door opening width and US32D (630) finish                        | Each       | \$474      |
|      | 3700 Push Bar — 605, 606, 629 finish | Push bar assembly: order by exit device Series (3700), door opening width and US3 (605), US4 (606), US32 (629) finishes | Each       | \$537      |
| 8    | 41-0902-03-IP                        | End cap assembly, latch end — metal   | Each       | \$35       |
| 9    | 22-0480                              | Cylinder plate for wood door applications   | Each       | \$16       |
| *    | 91-0837-01                           | Hardware pack   | Each       | \$10       |
| NS   | 80-0180-124-01                       | Device template, 3700   | Each       | EMAIL      |
|      | 80-0180-124-02                       | Strike template, 3700   |            |            |
|      | 80-0180-85                           | Installation sheet, 3700  |            |            |

NS = Not shown

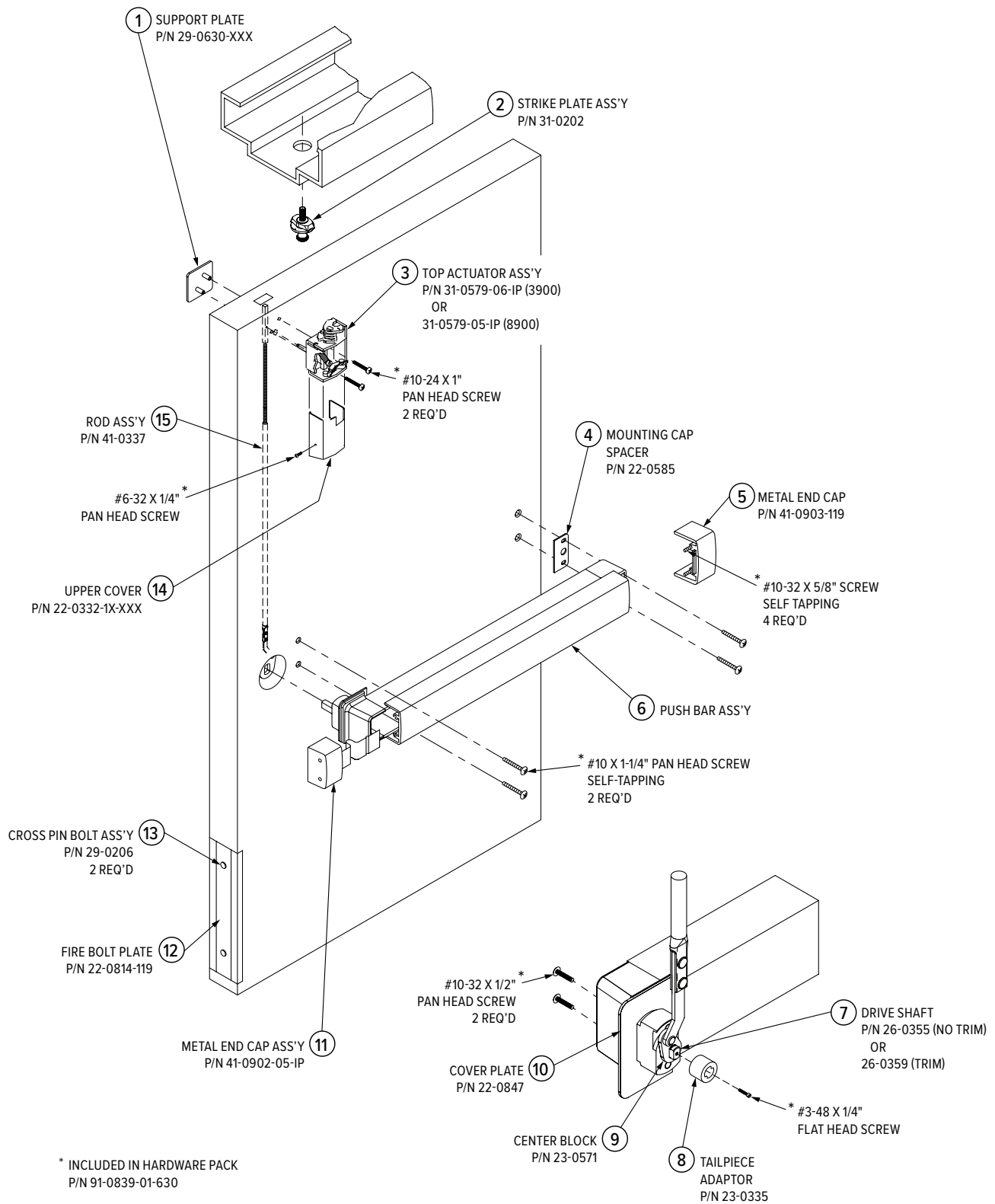
US [adamsrite.com](http://adamsrite.com) | 800.626.7590 | [customerservice.adamsrite@assaabloy.com](mailto:customerservice.adamsrite@assaabloy.com)  
 CANADA [assaabloydss.ca](http://assaabloydss.ca) | 800.461.3007 | [sales.dss.ca@assaabloy.com](mailto:sales.dss.ca@assaabloy.com)

Patent pending and/or patent [www.assaabloydss.com/patents](http://www.assaabloydss.com/patents). Copyright © 2025, Hanchett Entry Systems, Inc., an ASSA ABLOY Group company.  
 All rights reserved. Reproduction in whole or in part without the express written permission of Hanchett Entry Systems, Inc. is prohibited.



# 3900/8900 Series

## SURFACE CONCEALED VERTICAL ROD



# 3900/8900 Series

## SURFACE CONCEALED VERTICAL ROD

### 3900/8900 Series Wood Door Surface Concealed Vertical Rod

| ITEM | PART NUMBER                          | DESCRIPTION  | UNITS PKGD | 2025 PRICE |
|------|--------------------------------------|--|------------|------------|
| 1    | 29-0630-121                          | Support plate, 121 finish  | Each       | \$98       |
|      | 29-0630-626                          | Support plate, US26D (626) finish  | Each       | \$112      |
| 2    | 31-0202                              | Strike plate assembly  | Each       | \$40       |
| 3    | 31-0579-06                           | Top actuator assembly, 3900  | Each       | \$173      |
|      | 31-0579-05                           | Top actuator assembly, 8900  | Each       | \$157      |
| 4    | 22-0585                              | Mounting cap spacer  | Each       | \$10       |
| 5    | 41-0903-119                          | End cap assembly, hinge end — metal  | Each       | \$29       |
| 6    | 3900 Push Bar — 313, 335, 628 finish | Push bar assembly: order by exit device Series (3900/8900), door opening width and 313, 335, or 628 finish                       | Each       | \$177      |
|      | 3900 Push Bar — 630 finish           | Push bar assembly: order by exit device Series (3900/8900), door opening width and US32D (630) finish                            | Each       | \$474      |
|      | 3900 Push Bar — 605, 606, 629 finish | Push bar assembly: order by exit device Series (3900/8900), door opening width and and US3 (605), US4 (606), US32 (629) finishes | Each       | \$537      |
| 7    | 26-0355                              | Drive shaft (no trim)  | Each       | \$56       |
|      | 26-0359                              | Drive shaft (trim)   |            |            |
| 8    | 23-0335                              | Tailpiece adapter  | Each       | \$11       |
| 9    | 23-0571                              | Center block   | Each       | \$33       |
| 10   | 22-0847                              | Cover plate  | Each       | \$10       |
| 11   | 41-0902-05-IP                        | End cap assembly, nose end — metal   | Each       | \$35       |
| 12   | 22-0814-119                          | Fire bolt plate  | Each       | \$61       |
| 13   | 29-0206                              | Cross pin bolt assembly  | Each       | \$93       |
| 14   | 22-0332-11-313                       | Upper cover, 313 finish  | Each       | \$63       |
|      | 22-0332-11-335                       | Upper cover, 335 finish  |            |            |
|      | 22-0332-11-628                       | Upper cover, 628 finish  |            |            |
|      | 22-0332-14-629                       | Upper cover, US32 (629) finish   | Each       | \$98       |
|      | 22-0332-14-630                       | Upper cover, US32D (630) finish  |            |            |
| 15   | 41-0337                              | Rod assembly   | Each       | \$116      |
| *    | 91-0839-01-630                       | Hardware pack  | Each       | \$24       |
| NS   | 80-0180-392                          | Door template, 3900/8900   | Each       | EMAIL      |
|      | 80-0180-390                          | Installation sheet, 3900/8900  |            |            |
|      | 80-0180-86-02                        | Frame template, 3900/8900  |            |            |

NS = Not shown Note: Consult factory for doors over 54" above push bar centerline.

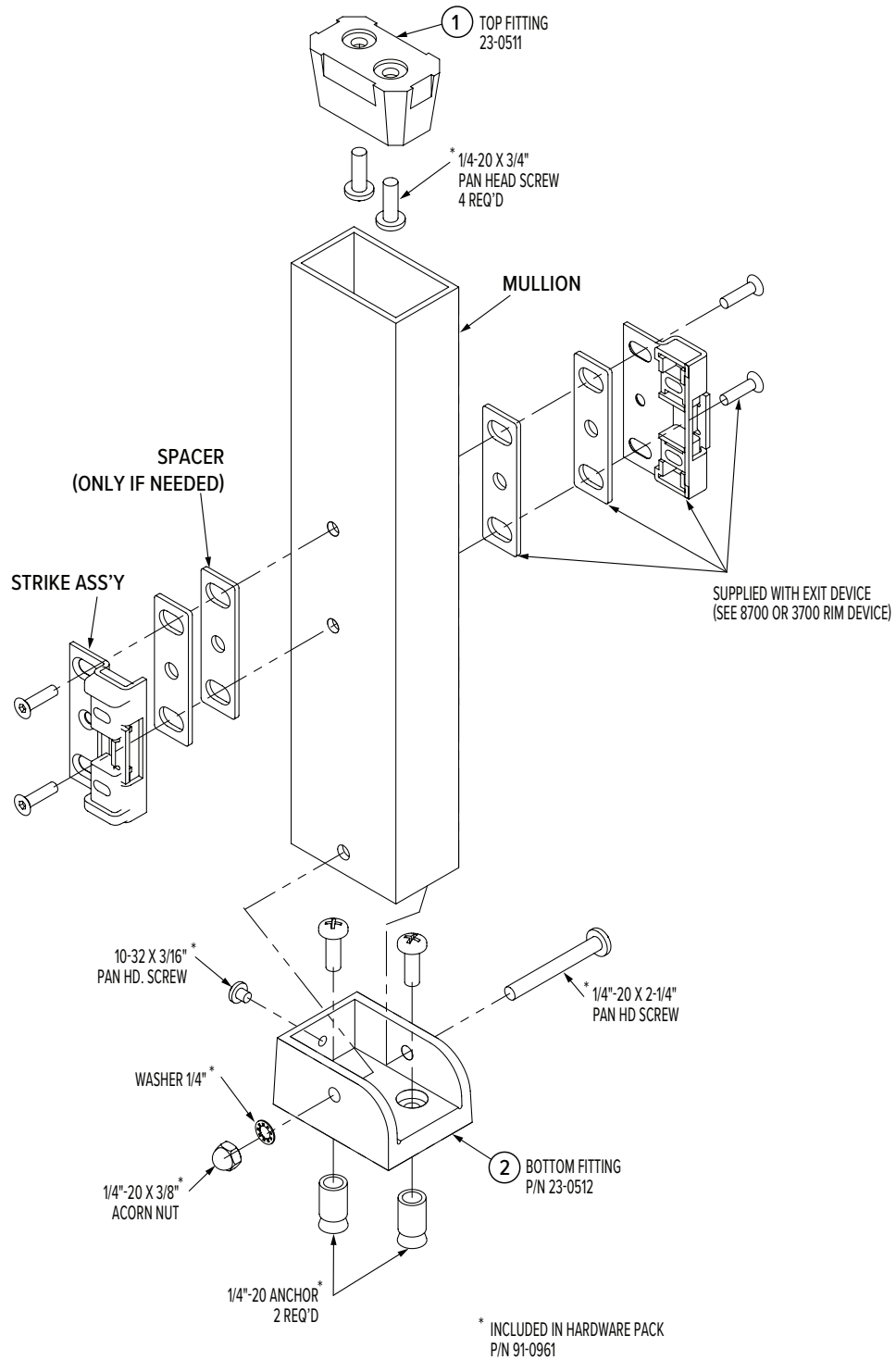
US [adamsrite.com](http://adamsrite.com) | 800.626.7590 | [customerservice.adamsrite@assaabloy.com](mailto:customerservice.adamsrite@assaabloy.com)  
 CANADA [assaabloydss.ca](http://assaabloydss.ca) | 800.461.3007 | [sales.dss.ca@assaabloy.com](mailto:sales.dss.ca@assaabloy.com)

Patent pending and/or patent [www.assaabloydss.com/patents](http://www.assaabloydss.com/patents). Copyright © 2025, Hanchett Entry Systems, Inc., an ASSA ABLOY Group company.  
 All rights reserved. Reproduction in whole or in part without the express written permission of Hanchett Entry Systems, Inc. is prohibited.



# 3889

## MULLION





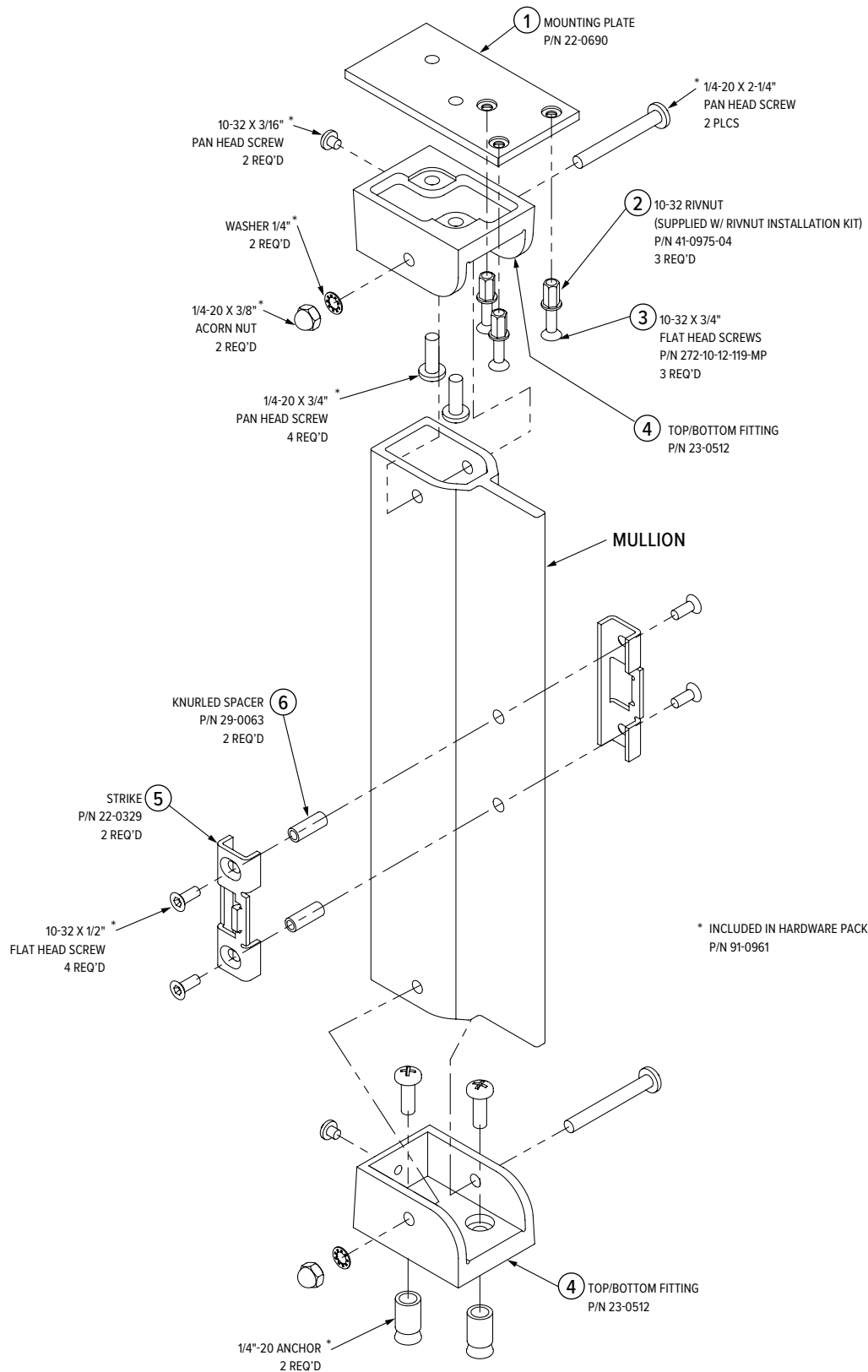
### 3889 Removable Mullion for Hollow Metal or Wood Doors

| ITEM | PART NUMBER | DESCRIPTION    | UNITS PKGD | 2025 PRICE |
|------|-------------|----------------|------------|------------|
| 1    | 23-0511     | Top fitting    | Each       | \$112      |
| 2    | 23-0512     | Bottom fitting | Each       | \$116      |
| NS   | 91-0961     | Hardware pack  | Each       | \$19       |

NS = Not shown

# 3890

## MULLION



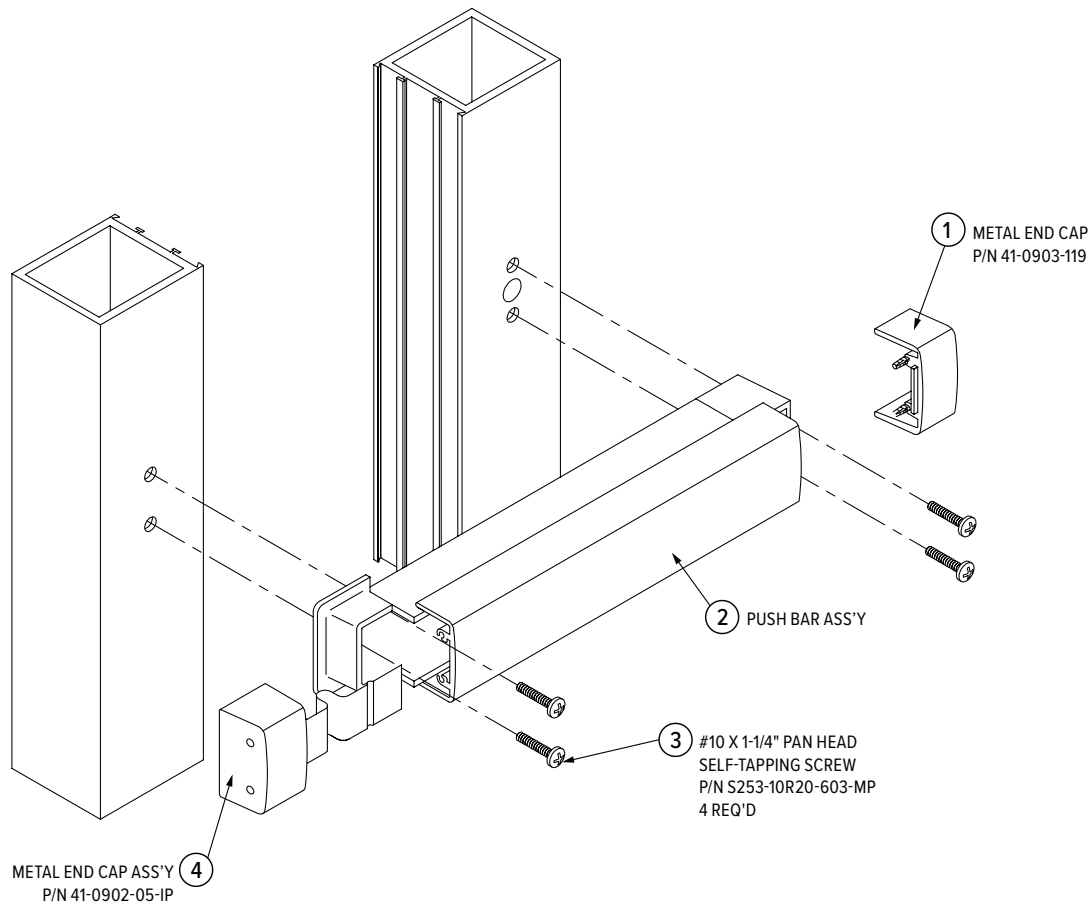
### 3890 Removable Mullion for Aluminum Doors

| ITEM | PART NUMBER       | DESCRIPTION                   | UNITS PKGD | 2025 PRICE |
|------|-------------------|-------------------------------|------------|------------|
| 1    | 22-0690           | Mounting plate                | Each       | \$84       |
| 2    | 41-0975-04        | Rivnut tool kit assembly      | Each       | \$19       |
| 3    | S272-10-12-119-MP | #10-32 × 3/4" flat head screw | Pack of 10 | \$13       |
| 4    | 23-0512           | Bottom fitting                | Each       | \$116      |
| 5    | 22-0329           | Strike                        | Each       | \$22       |
| 6    | 29-0063           | Knurled spacer                | Each       | \$33       |
| NS   | 91-0961           | Hardware pack                 | Each       | \$19       |

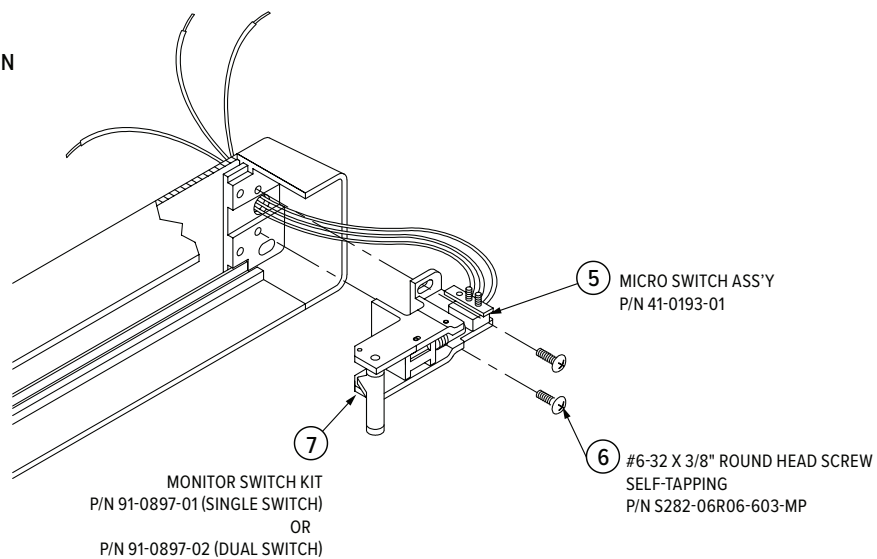
NS = Not shown

# 8099/8099M

## DUMMY PUSHBAR



### MONITORING OPTION



# 8099/8099M

## DUMMY PUSHBAR

### 8099/8099M Dummy Pushbar

| ITEM | PART NUMBER                          | DESCRIPTION   | UNITS PKGD | 2025 PRICE |
|------|--------------------------------------|---|------------|------------|
| 1    | 41-0903-119                          | End cap assembly, hinge end — metal   | Each       | \$29       |
| 2    | 8099 Push Bar — 313, 335, 628 finish | Push bar assembly: order by exit device Series (8099M only), door opening width and 313, 335, or 628 finish                   | Each       | \$177      |
|      | 8099 Push Bar — 630 finish           | Push bar assembly: order by exit device Series (8099M only), door opening width and US32D (630) finish                        | Each       | \$474      |
|      | 8099 Push Bar — 605, 606, 629 finish | Push bar assembly: order by exit device Series (8099M only), door opening width and US3 (605), US4 (606), US32 (629) finishes | Each       | \$537      |
| 3    | S253-10R20-603-MP                    | #10 × 1-1/4" pan head self-tapping screw  | Pack of 10 | \$13       |
| 4    | 41-0902-05-IP                        | End cap assembly, nose end — metal  | Each       | \$35       |
| 5    | 41-0193-01                           | Microswitch assembly with wires   | Each       | \$92       |
| 6    | S282-06R06-603-MP                    | #6-32 × 3/8" round head self-tapping screw  | Pack of 10 | \$13       |
| 7    | 91-0897-01                           | Single switch monitor kit (includes: monitor switch assembly, screws, wire nuts and installation instructions)                | Each       | \$143      |
|      | 91-0897-02                           | Dual switches monitor kit (includes: monitor switch assembly, screws, wire nuts and installation instructions)                | Each       | \$223      |
| NS   | 80-0180-050                          | Installation sheet 8099   | Each       | EMAIL      |
|      | 80-0180-250                          | Installation sheet 8099M  |            |            |
|      | 80-0180-148                          | Wiring instruction sheet, 8099M   |            |            |
|      | S292-10R10-603-MP                    | #10-32 × 5/8" self-tapping screw for end cap  | Pack of 10 | \$14       |

NS = Not shown

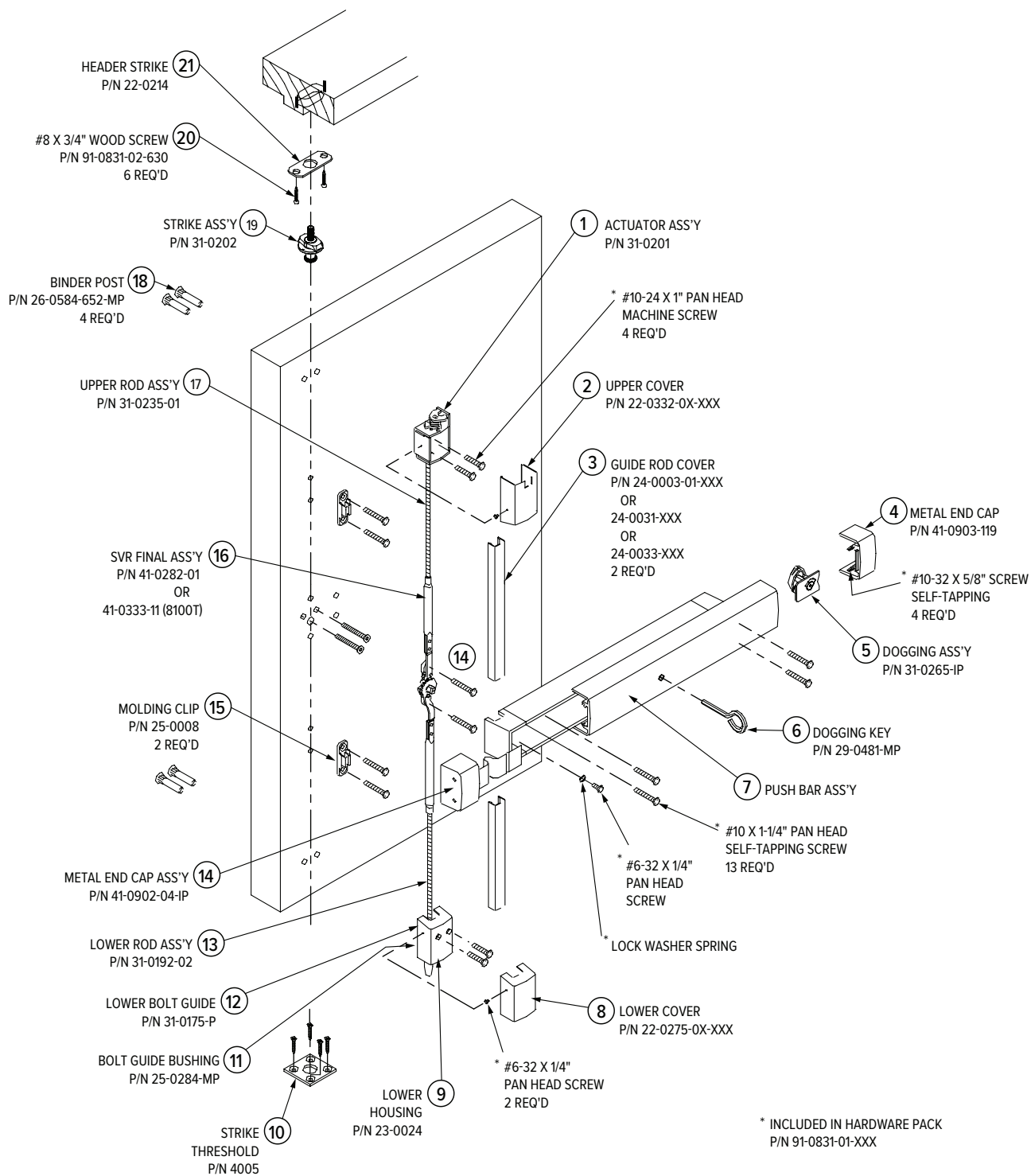
US [adamsrite.com](http://adamsrite.com) | 800.626.7590 | [customerservice.adamsrite@assaabloy.com](mailto:customerservice.adamsrite@assaabloy.com)  
 CANADA [assaabloydss.ca](http://assaabloydss.ca) | 800.461.3007 | [sales.dss.ca@assaabloy.com](mailto:sales.dss.ca@assaabloy.com)

Patent pending and/or patent [www.assaabloydss.com/patents](http://www.assaabloydss.com/patents). Copyright © 2025, Hanchett Entry Systems, Inc., an ASSA ABLOY Group company.  
 All rights reserved. Reproduction in whole or in part without the express written permission of Hanchett Entry Systems, Inc. is prohibited.



# 8100 Series

## SURFACE VERTICAL ROD



# 8100 Series Surface Vertical Rod Exit Device

## 8100 Series SURFACE VERTICAL ROD

| ITEM | PART NUMBER                          | DESCRIPTION   | UNITS PKGD | 2025 PRICE |
|------|--------------------------------------|---|------------|------------|
| 1    | 31-0201                              | Actuator assembly   | Each       | \$51       |
| 2    | 22-0332-01-313                       | Upper cover, 313 finish   | Each       | \$39       |
|      | 22-0332-01-335                       | Upper cover, 335 finish   |            |            |
|      | 22-0332-01-628                       | Upper cover, 628 finish   |            |            |
|      | 22-0332-02-605                       | Upper cover, US3 (605) finish   | Each       | \$84       |
|      | 22-0332-02-606                       | Upper cover, US4 (606) finish   | Each       | \$93       |
|      | 22-0332-04-629                       | Upper cover, US32 (629) finish  | Each       | \$77       |
|      | 22-0332-04-630                       | Upper cover, US32D (630) finish   | Each       | \$69       |
| 3    | 24-0003-01-313                       | Rod guide cover, 313 finish   | Each       | \$84       |
|      | 24-0003-01-335                       | Rod guide cover, 335 finish   |            |            |
|      | 24-0003-01-628                       | Rod guide cover, 628 finish   |            |            |
|      | 24-0031-605                          | Rod guide cover, US3 (605) finish   | Each       | \$249      |
|      | 24-0031-606                          | Rod guide cover, US4 (606) finish   |            |            |
|      | 24-0033-629                          | Rod guide cover, US32 (629) finish  | Each       | \$136      |
|      | 24-0033-630                          | Rod guide cover, US32D (630) finish   |            |            |
| 4    | 41-0903-119                          | End cap assembly, hinge end — metal   | Each       | \$29       |
| 5    | 31-0265-IP                           | Dogging assembly, complete  | Each       | \$26       |
| 6    | 29-0481-MP                           | Dogging key   | Pack of 10 | \$40       |
| 7    | 8100 Push Bar — 313, 335, 628 finish | Push bar assembly: order by exit device Series (8100), door opening width and 313, 335, or 628 finish                   | Each       | \$177      |
|      | 8100 Push Bar — 630 finish           | Push bar assembly: order by exit device Series (8100), door opening width and US32D (630) finish                        | Each       | \$474      |
|      | 8100 Push Bar — 605, 606, 629 finish | Push bar assembly: order by exit device Series (8100), door opening width and US3 (605), US4 (606), US32 (629) finishes | Each       | \$537      |
| 8    | 22-0275-01-313                       | Lower cover, 313 finish   | Each       | \$39       |
|      | 22-0275-01-335                       | Lower cover, 335 finish   |            |            |
|      | 22-0275-01-628                       | Lower cover, 628 finish   |            |            |
|      | 22-0275-02-605                       | Lower cover, US3 (605) finish   | Each       | \$84       |
|      | 22-0275-02-606                       | Lower cover, US4 (606) finish   |            |            |
|      | 22-0275-04-629                       | Lower cover, US32 (629) finish  | Each       | \$69       |
|      | 22-0275-04-630                       | Lower cover, US32D (630) finish   |            |            |
| 9    | 23-0024                              | Lower housing   | Each       | \$40       |
| 10   | 4005                                 | Strike for 4015 Threshold Bolt  | Each       | EMAIL      |
| 11   | 25-0284-MP                           | Bolt guide bushing  | Pack of 10 | \$13       |
| 12   | 31-0175-P                            | Lower bolt guide assembly   | Each       | \$23       |
| 13   | 31-0192-02                           | Lower rod assembly  | Each       | \$47       |
| 14   | 41-0902-04-IP                        | End cap assembly, nose end — metal  | Each       | \$35       |
| 15   | 25-0008                              | Molding clip  | Each       | \$13       |
| 16   | 41-0282-01                           | SVR final assembly, complete with rods  | Each       | \$278      |
|      | 41-0333-11                           | SVR final assembly, top rod   | Each       | \$191      |
| 17   | 31-0235-01                           | Upper rod assembly  | Each       | \$57       |
| 18   | 26-0584-652-MP                       | Binder post with screws   | Pack of 2  | \$36       |
| 19   | 31-0202                              | Strike plate assembly   | Each       | \$40       |
| 20   | 91-0831-02-630                       | Strike screw pack for wood frame  | Pack of 6  | \$13       |
| 21   | 22-0214                              | Header strike for wood frame  | Each       | \$33       |
| *    | 91-0831-01-335                       | Hardware pack for 313, 335 finishes   | Each       | \$16       |
|      | 91-0831-01-605                       | Hardware pack for US3 (605), US4 (606) finishes   | Each       | \$24       |
|      | 91-0831-01-630                       | Hardware pack for 628, US32 (629), US32D (630) finishes   | Each       | \$14       |
| NS   | 80-0180-198-01                       | Exit device template, 8100  | Each       | EMAIL      |
|      | 80-0180-198-02                       | Strike template, 8100   |            |            |
|      | 80-0180-194                          | Metal frame installation sheet, 8100  |            |            |
|      | 80-0180-195                          | Wood frame installation sheet, 8100   |            |            |

EMAIL = For current pricing and availability. NS = Not shown

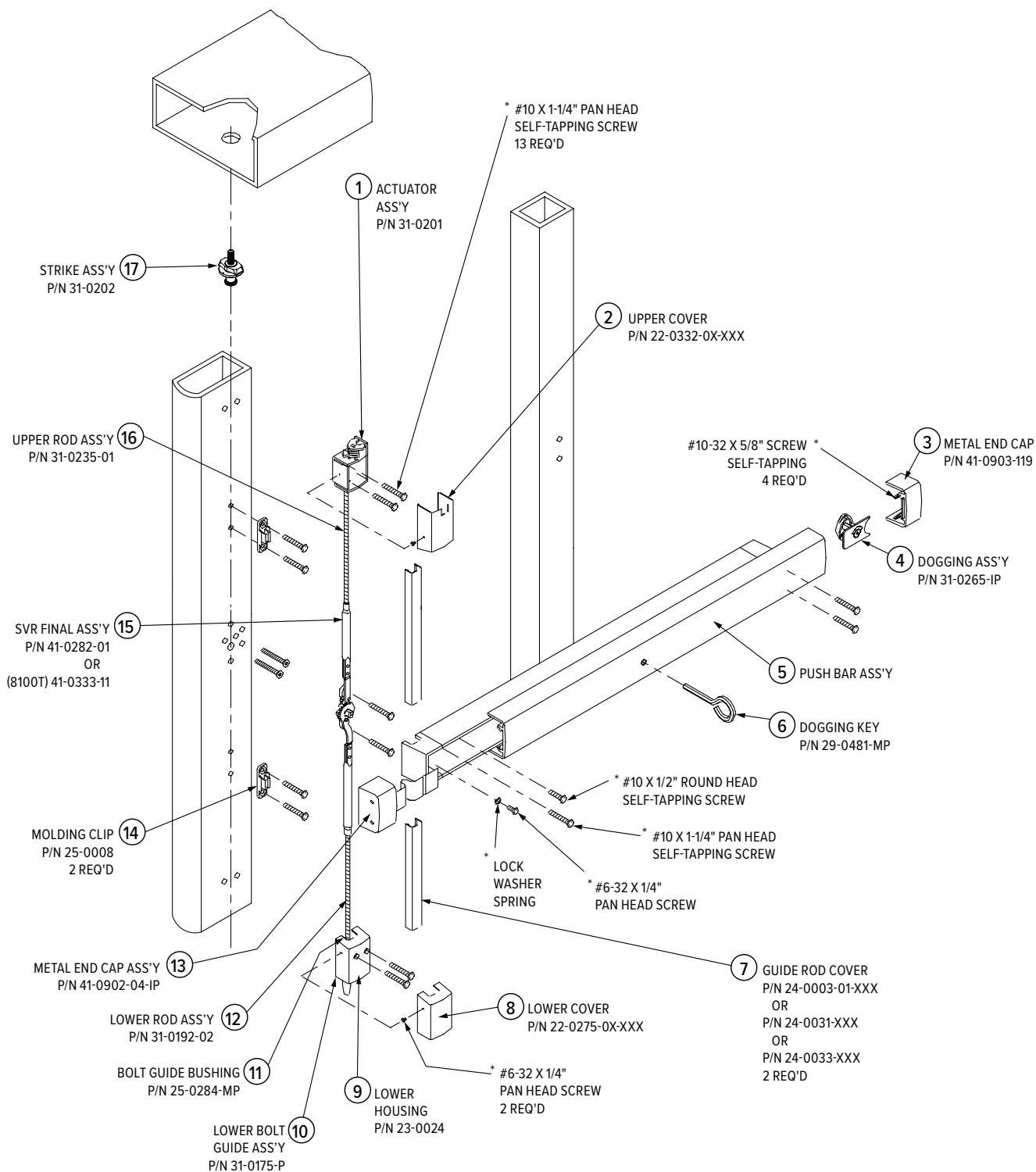
US [adamsrite.com](mailto:adamsrite.com) | 800.626.7590 | [customerservice.adamsrite@assaabloy.com](mailto:customerservice.adamsrite@assaabloy.com)  
 CANADA [assaabloydss.ca](mailto:assaabloydss.ca) | 800.461.3007 | [sales.dss.ca@assaabloy.com](mailto:sales.dss.ca@assaabloy.com)

Patent pending and/or patent [www.assaabloydss.com/patents](http://www.assaabloydss.com/patents). Copyright © 2025, Hanchett Entry Systems, Inc., an ASSA ABLOY Group company.  
 All rights reserved. Reproduction in whole or in part without the express written permission of Hanchett Entry Systems, Inc. is prohibited.



# 8200 Series

## SURFACE VERTICAL ROD



\* INCLUDED IN HARDWARE PACK  
P/N 91-0831-01-XXX



# 8200 Series

## SURFACE VERTICAL ROD

### 8200 Series Narrow Stile Surface Vertical Rod

| ITEM | PART NUMBER                          | DESCRIPTION   | UNITS PKGD | 2025 PRICE |
|------|--------------------------------------|---|------------|------------|
| 1    | 31-0201                              | Actuator assembly   | Each       | \$51       |
| 2    | 22-0332-01-313                       | Upper cover, 313 finish   | Each       | \$39       |
|      | 22-0332-01-335                       | Upper cover, 335 finish   |            |            |
|      | 22-0332-01-628                       | Upper cover, 628 finish   |            |            |
|      | 22-0332-02-605                       | Upper cover, US3 (605) finish   | Each       | \$84       |
|      | 22-0332-02-606                       | Upper cover, US4 (606) finish   | Each       | \$93       |
|      | 22-0332-04-629                       | Upper cover, US32 (629) finish  | Each       | \$77       |
|      | 22-0332-04-630                       | Upper cover, US32D (630) finish   | Each       | \$69       |
| 3    | 41-0903-119                          | End cap assembly, hinge end — metal   | Each       | \$29       |
| 4    | 31-0265-IP                           | Dogging assembly, complete  | Each       | \$26       |
| 5    | 8200 Push Bar — 313, 335, 628 finish | Push bar assembly: order by exit device Series (8200), door opening width and 313, 335, or 628 finish                   | Each       | \$177      |
|      | 8200 Push Bar — 630 finish           | Push bar assembly: order by exit device Series (8200), door opening width and US32D (630) finish                        | Each       | \$474      |
|      | 8200 Push Bar — 605, 606, 629 finish | Push bar assembly: order by exit device Series (8200), door opening width and US3 (605), US4 (606), US32 (629) finishes | Each       | \$537      |
| 6    | 29-0481-MP                           | Dogging key   | Pack of 10 | \$40       |
| 7    | 24-0003-01-313                       | Rod guide cover, 313 finish   | Each       | \$84       |
|      | 24-0003-01-335                       | Rod guide cover, 335 finish   |            |            |
|      | 24-0003-01-628                       | Rod guide cover, 628 finish   |            |            |
|      | 24-0031-605                          | Rod guide cover, US3 (605) finish   | Each       | \$249      |
|      | 24-0031-606                          | Rod guide cover, US4 (606) finish   |            |            |
|      | 24-0033-629                          | Rod guide cover, US32 (629) finish  | Each       | \$136      |
|      | 24-0033-630                          | Rod guide cover, US32D (630) finish   |            |            |
| 8    | 22-0275-01-313                       | Lower cover, 313 finish   | Each       | \$39       |
|      | 22-0275-01-335                       | Lower cover, 335 finish   |            |            |
|      | 22-0275-01-628                       | Lower cover, 628 finish   |            |            |
|      | 22-0275-02-605                       | Lower cover, US3 (605) finish   | Each       | \$84       |
|      | 22-0275-02-606                       | Lower cover, US4 (606) finish   |            |            |
|      | 22-0275-04-629                       | Lower cover, US32 (629) finish  | Each       | \$69       |
|      | 22-0275-04-630                       | Lower cover, US32D (630) finish   |            |            |
| 9    | 23-0024                              | Lower housing   | Each       | \$40       |
| 10   | 31-0175-P                            | Lower bolt guide assembly   | Each       | \$23       |
| 11   | 25-0284-MP                           | Bolt guide bushing  | Pack of 10 | \$13       |
| 12   | 31-0192-02                           | Lower rod assembly  | Each       | \$47       |
| 13   | 41-0902-04-IP                        | End cap assembly, nose end — metal  | Each       | \$35       |
| 14   | 25-0008                              | Molding clip  | Each       | \$13       |
| 15   | 41-0282-01                           | SVR final assembly, complete with rods  | Each       | \$278      |
|      | 41-0333-11                           | SVR final assembly, top rod   | Each       | \$191      |
| 16   | 31-0235-01                           | Upper rod assembly  | Each       | \$57       |
| 17   | 31-0202                              | Strike plate assembly   | Each       | \$40       |
| NS   | 91-0831-01-335                       | Hardware pack for 313, 335 finishes   | Each       | \$16       |
|      | 91-0831-01-605                       | Hardware pack for US3 (605), US4 (606) finishes   | Each       | \$24       |
|      | 91-0831-01-630                       | Hardware pack for 628, US32 (629), US32D (630) finishes   | Each       | \$14       |
|      | 80-0180-199-01                       | Exit device template, 8200  | Each       | EMAIL      |
|      | 80-0180-199-02                       | Strike template, 8200   |            |            |
|      | 80-0180-196                          | Installation sheet, 8200  |            |            |

NS = Not shown Note: Consult factory for doors over 54" above push bar.

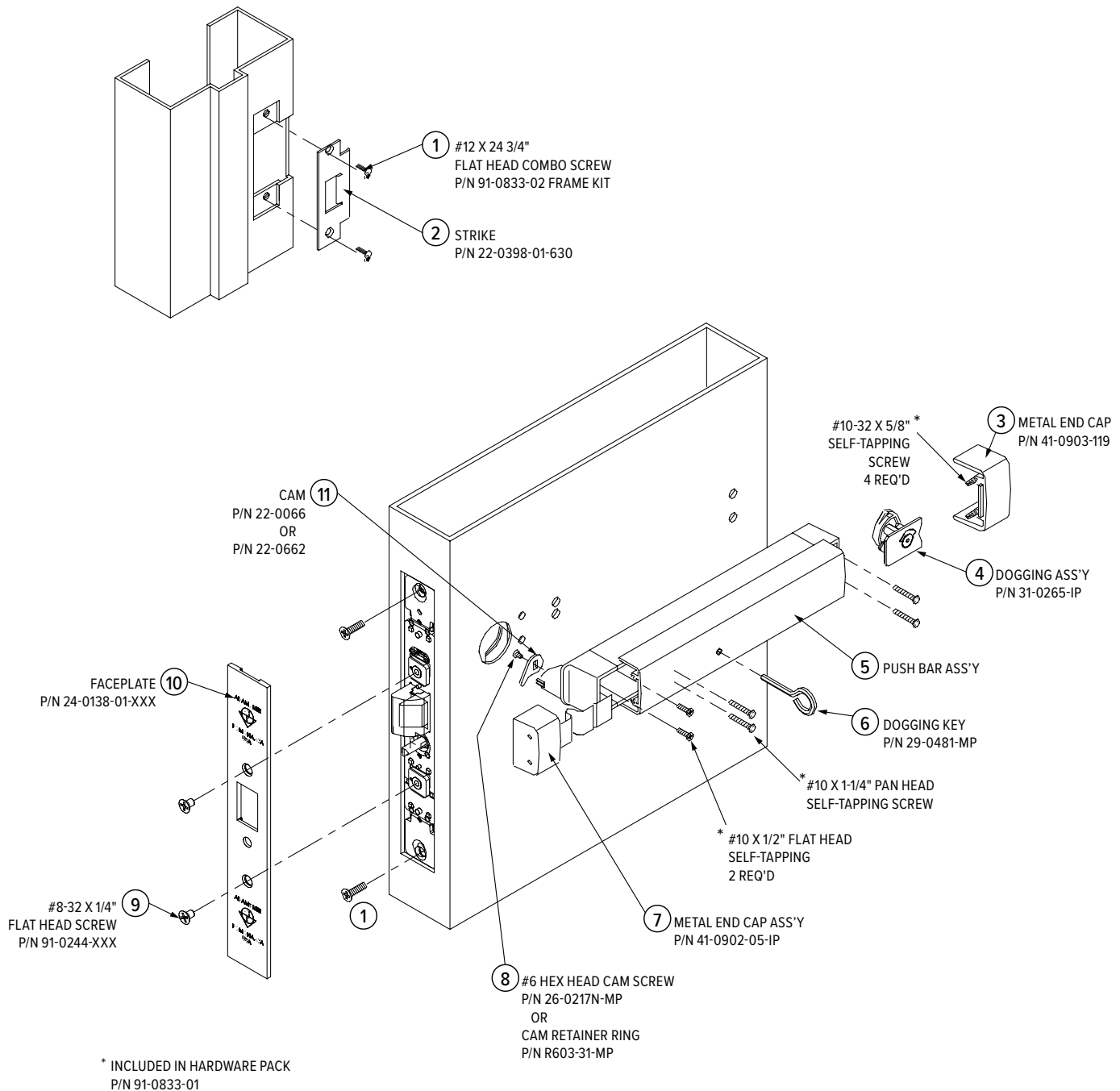
US [adamsrite.com](http://adamsrite.com) | 800.626.7590 | [customerservice.adamsrite@assaabloy.com](mailto:customerservice.adamsrite@assaabloy.com)  
 CANADA [assaabloydss.ca](http://assaabloydss.ca) | 800.461.3007 | [sales.dss.ca@assaabloy.com](mailto:sales.dss.ca@assaabloy.com)

Patent pending and/or patent [www.assaabloydss.ca/patents](http://www.assaabloydss.ca/patents). Copyright © 2025, Hanchett Entry Systems, Inc., an ASSA ABLOY Group company.  
 All rights reserved. Reproduction in whole or in part without the express written permission of Hanchett Entry Systems, Inc. is prohibited.



# 8300 Series

## MORTISE EXIT DEVICE



# 8300 Series

## MORTISE EXIT DEVICE

### 8300 Series Mortise Exit Device

| ITEM | PART NUMBER                          | DESCRIPTION   | UNITS PKGD | 2025 PRICE |
|------|--------------------------------------|---|------------|------------|
| 1    | 91-0833-02                           | #12-24 × 3/4" flat head combo screw   | Each       | \$10       |
| 2    | 22-0398-01-630                       | Strike plate  | Each       | \$35       |
| 3    | 41-0903-119                          | End cap assembly, hinge end — metal   | Each       | \$29       |
| 4    | 31-0265-IP                           | Dogging assembly, complete  | Each       | \$26       |
| 5    | 8300 Push Bar — 313, 335, 628 finish | Push bar assembly: order by exit device Series (8300), door opening width and 313, 335, or 628 finish                   | Each       | \$177      |
|      | 8300 Push Bar — 630 finish           | Push bar assembly: order by exit device Series (8300), door opening width and US32D (630) finish                        | Each       | \$474      |
|      | 8300 Push Bar — 605, 606, 629 finish | Push bar assembly: order by exit device Series (8300), door opening width and US3 (605), US4 (606), US32 (629) finishes | Each       | \$537      |
| 6    | 29-0481-MP                           | Dogging key   | Pack of 10 | \$40       |
| 7    | 41-0902-05-IP                        | End cap assembly, nose end — metal  | Each       | \$35       |
| 8    | 26-0217N-MP                          | #6 hex head cam screw   | Pack of 10 | \$20       |
|      | R603-31-MP                           | Cam retainer ring (past production)   | Pack of 10 | \$21       |
| 9    | 91-0244-335                          | #8-32 × 1/4" flat head screws, 335 finish   | Pack of 2  | \$7        |
|      | 91-0244-628-P                        | #8-32 × 1/4" flat head screws, 628 finish   | Pack of 2  | \$8        |
| 10   | 24-0138-01-313                       | Faceplate kit with screws, 313 finish   | Each       | \$31       |
|      | 24-0138-01-335                       | Faceplate kit with screws, 335 finish   |            |            |
|      | 24-0138-01-628                       | Faceplate kit with screws, 628 finish   |            |            |
| 11   | 22-0066                              | Latchbolt retraction cam with screw attachment  | Each       | \$15       |
|      | 22-0662                              | Latchbolt retraction cam with retainer clip attachment  | Each       | \$14       |
| *    | 91-0833-01                           | Hardware pack   | Each       | \$14       |
| NS   | 80-0180-122-01                       | Device template, 3300   | Each       | EMAIL      |
|      | 80-0180-122-02                       | Strike template, 3300   |            |            |
|      | 80-0180-36                           | Installation sheet, 8300  |            |            |

NS = Not shown

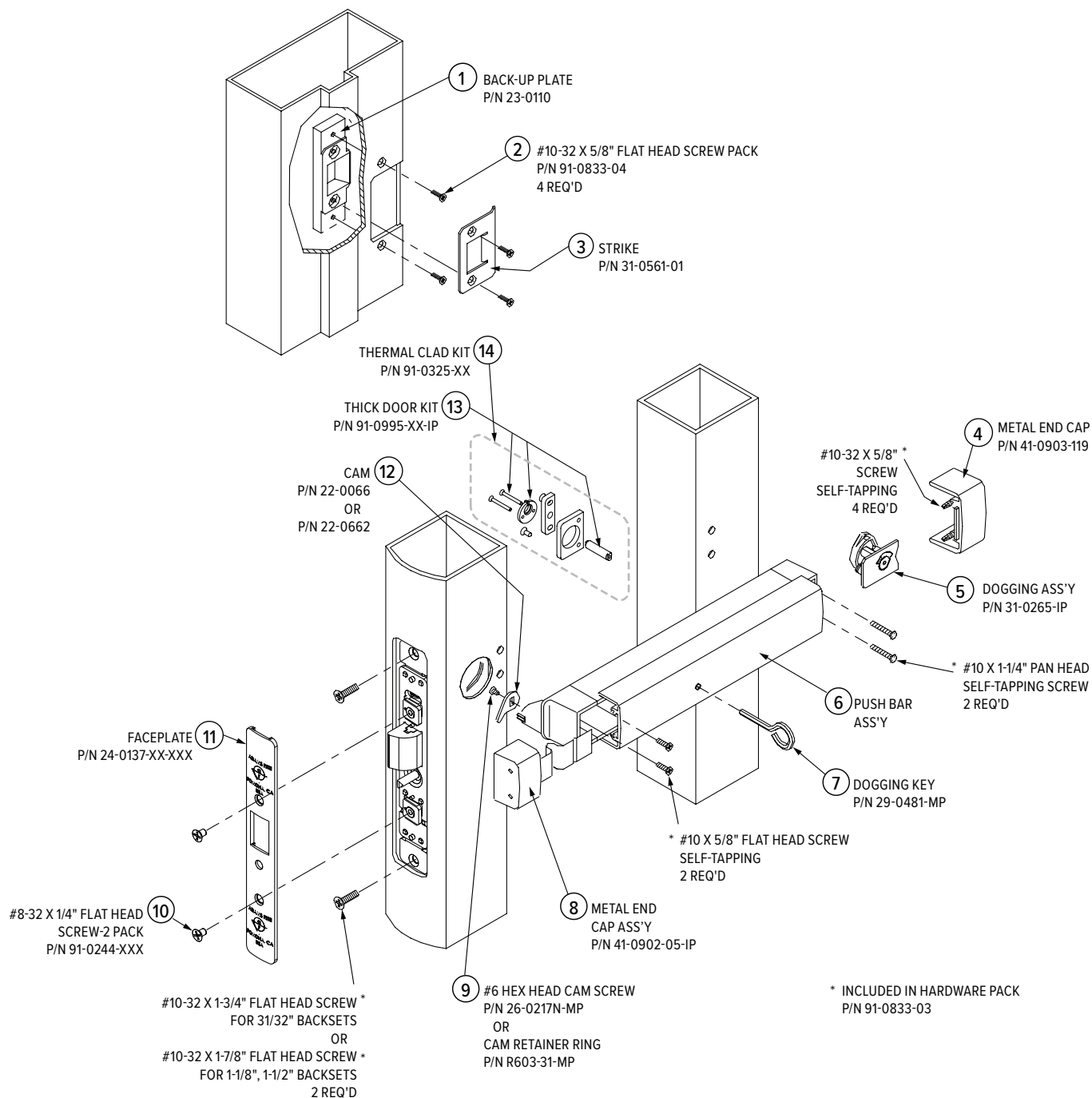
US [adamsrite.com](http://adamsrite.com) | 800.626.7590 | [customerservice.adamsrite@assaabloy.com](mailto:customerservice.adamsrite@assaabloy.com)  
 CANADA [assaabloydss.ca](http://assaabloydss.ca) | 800.461.3007 | [sales.dss.ca@assaabloy.com](mailto:sales.dss.ca@assaabloy.com)

Patent pending and/or patent [www.assaabloydss.com/patents](http://www.assaabloydss.com/patents). Copyright © 2025, Hanchett Entry Systems, Inc., an ASSA ABLOY Group company.  
 All rights reserved. Reproduction in whole or in part without the express written permission of Hanchett Entry Systems, Inc. is prohibited.



# 8400 Series

## MORTISE EXIT DEVICE



# 8400 Series

## MORTISE EXIT DEVICE

### 8400 Series Narrow Stile Mortise Exit Device

| ITEM | PART NUMBER                          | DESCRIPTION   | UNITS PKGD | 2025 PRICE |
|------|--------------------------------------|---|------------|------------|
| 1    | 23-0110                              | Back-up plate   | Each       | \$17       |
| 2    | 91-0833-04                           | #10-32 × 5/8" flat head screw   | Pack of 10 | \$11       |
| 3    | 31-0561-01-IP                        | Strike assembly   | Each       | \$22       |
| 4    | 41-0903-119                          | End cap assembly, hinge end — metal   | Each       | \$29       |
| 5    | 31-0265-IP                           | Dogging assembly, complete  | Each       | \$26       |
| 6    | 8400 Push Bar — 313, 335, 628 finish | Push bar assembly: order by exit device Series (8400), door opening width and 313, 335, or 628 finish                   | Each       | \$177      |
|      | 8400 Push Bar — 630 finish           | Push bar assembly: order by exit device Series (8400), door opening width and US32D (630) finish                        | Each       | \$474      |
|      | 8400 Push Bar — 605, 606, 629 finish | Push bar assembly: order by exit device Series (8400), door opening width and US3 (605), US4 (606), US32 (629) finishes | Each       | \$537      |
| 7    | 29-0481-MP                           | Dogging key   | Pack of 10 | \$40       |
| 8    | 41-0902-05-IP                        | End cap assembly, nose end — metal  | Each       | \$35       |
| 9    | 26-0217N-MP                          | #6 hex head cam screw   | Pack of 10 | \$20       |
|      | R603-31-MP                           | Cam retainer ring (past production)   | Pack of 10 | \$21       |
| 10   | 91-0244-335                          | #8-32 × 1/4" flat head screws, 335 finish   | Pack of 2  | \$7        |
|      | 91-0244-628-P                        | #8-32 × 1/4" flat head screws, 628 finish   | Pack of 2  | \$8        |
| 11   | 24-0137-01-313                       | Faceplate kit with screws, flat or bevel, 313 finish  | Each       | \$11       |
|      | 24-0137-01-335                       | Faceplate kit with screws, flat or bevel, 335 finish  |            |            |
|      | 24-0137-01-628                       | Faceplate kit with screws, flat or bevel, 628 finish  |            |            |
|      | 24-0137-01-672                       | Faceplate kit with screws, flat or bevel, US26 (672) finish   | Each       | \$45       |
|      | 24-0137-01-702                       | Faceplate kit with screws, flat or bevel, US26D (702) finish  | Each       | \$40       |
|      | 24-0137-02-313                       | Faceplate kit with screws, radius, 313 finish   | Each       | \$11       |
|      | 24-0137-02-335                       | Faceplate kit with screws, radius, 335 finish   |            |            |
|      | 24-0137-02-628                       | Faceplate kit with screws, radius, 628 finish   |            |            |
|      | 24-0137-02-672                       | Faceplate kit with screws, radius, US26 (672) finish  | Each       | \$45       |
|      | 24-0137-02-702                       | Faceplate kit with screws, radius, US26D (702) finish   | Each       | \$40       |
|      | 24-0137-03-313                       | Faceplate kit with screws, radius with weatherstrip, 313 finish   | Each       | \$16       |
|      | 24-0137-03-335                       | Faceplate kit with screws, radius with weatherstrip, 335 finish   |            |            |
|      | 24-0137-03-628                       | Faceplate kit with screws, radius with weatherstrip, 628 finish   |            |            |
| 12   | 22-0066                              | Latchbolt retraction cam with screw attachment  | Each       | \$15       |
|      | 22-0662                              | Latchbolt retraction cam with retainer clip attachment  | Each       | \$14       |
| 13** | 91-0995-02-IP                        | Thick door kit for 2" door  | Each       | \$24       |
|      | 91-0995-03-IP                        | Thick door kit for 2-1/4" door  |            |            |
|      | 91-0995-04-IP                        | Thick door kit for 2-1/2" door  | Each       | \$28       |
|      | 91-0995-05-IP                        | Thick door kit for 2-3/4" door  | Each       | \$33       |
| 14   | 91-0325-01                           | Thermal clad kit for 1-3/4" door with 1/4" cladding   | Each       | \$101      |
|      | 91-0325-02                           | Thermal clad kit for 1-3/4" door with 1/2" cladding   | Each       | \$182      |
| *    | 91-0833-03                           | Hardware pack   | Each       | \$11       |
| NS   | 80-0180-123-01                       | Device template, 8400   | Each       | EMAIL      |
|      | 80-0180-123-02                       | Strike template, 8400   |            |            |
|      | 80-0180-38                           | Installation sheet, 8400  |            |            |

NS = Not shown Note: \*\*Item #13 (above) Thick Door Kit for mortise exit devices available separately.

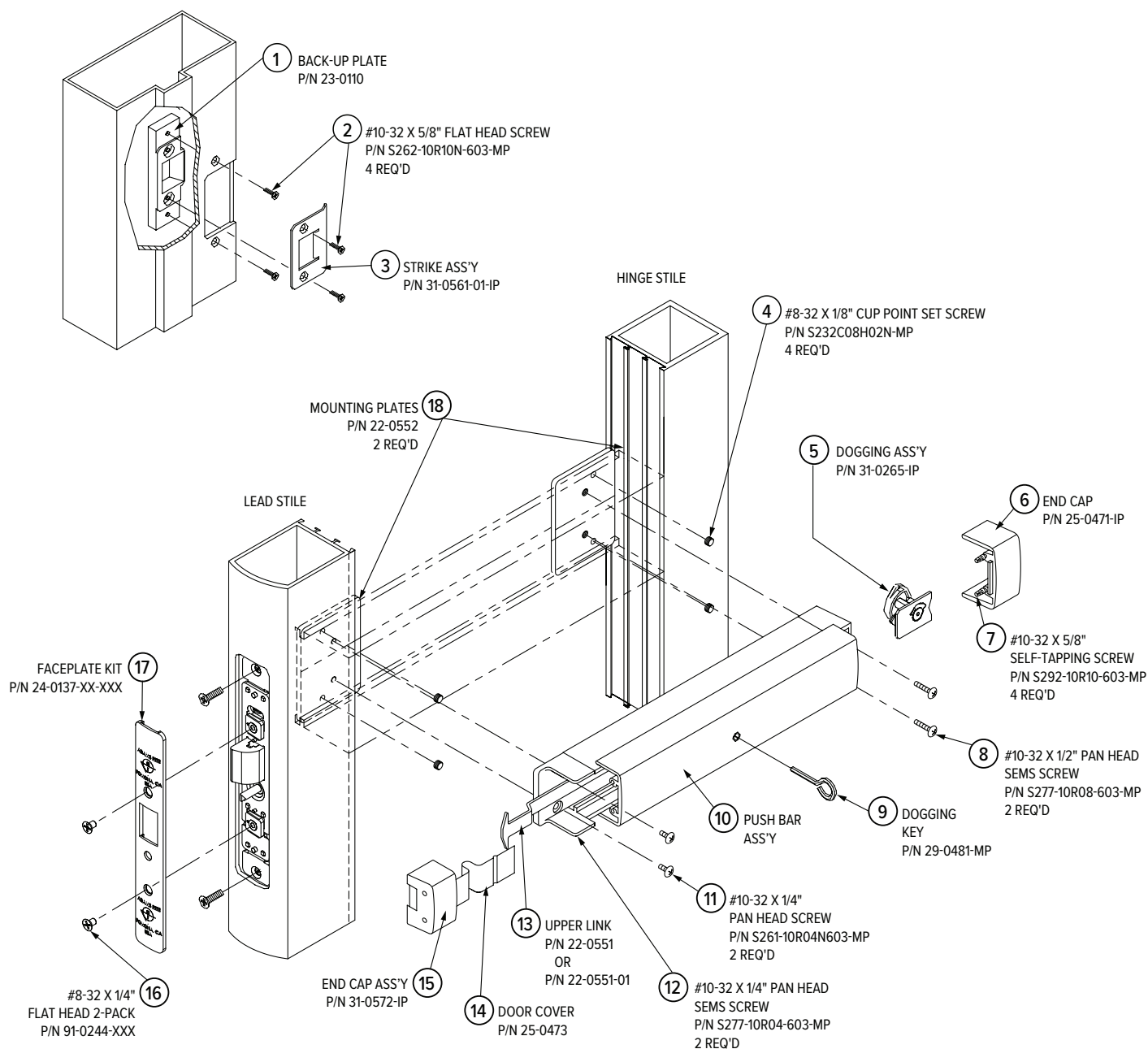
US [adamsrite.com](http://adamsrite.com) | 800.626.7590 | [customerservice.adamsrite@assaabloy.com](mailto:customerservice.adamsrite@assaabloy.com)  
 CANADA [assaabloydss.ca](http://assaabloydss.ca) | 800.461.3007 | [sales.dss.ca@assaabloy.com](mailto:sales.dss.ca@assaabloy.com)

Patent pending and/or patent [www.assaabloydss.com/patents](http://www.assaabloydss.com/patents). Copyright © 2025, Hanchett Entry Systems, Inc., an ASSA ABLOY Group company.  
 All rights reserved. Reproduction in whole or in part without the express written permission of Hanchett Entry Systems, Inc. is prohibited.



# 8475

## MORTISE MID-PANEL EXIT DEVICE



# 8475

## MORTISE MID-PANEL EXIT DEVICE

### 8475 Mortise Mid-Panel Exit Device

| ITEM | PART NUMBER                          | DESCRIPTION   | UNITS PKGD | 2025 PRICE |
|------|--------------------------------------|---|------------|------------|
| 1    | 23-0110                              | Back-up plate   | Each       | \$17       |
| 2    | S262-10R10N-603-MP                   | #10-32 × 5/8" flat head screw   | Pack of 10 | \$11       |
| 3    | 31-0561-01-IP                        | Strike assembly   | Each       | \$22       |
| 4    | S232C08H02N-MP                       | #8-32 × 1/8" cup point set screw  | Pack of 10 | \$25       |
| 5    | 31-0265-IP                           | Dogging assembly, complete  | Each       | \$26       |
| 6    | 25-0471-IP                           | End cap (hinge end)   | Each       | \$15       |
| 7    | S292-10R10-603-MP                    | #10-32 × 5/8" self-tapping screw  | Pack of 10 | \$14       |
| 8    | S277-10R08-603-MP                    | #10-32 × 1/2" pan head SEMS screw   | Pack of 10 | \$14       |
| 9    | 29-0481-MP                           | Dogging key   | Pack of 10 | \$40       |
| 10*  | 8475 Push Bar — 313, 335, 628 finish | Push bar assembly: order by exit device series (8475), door opening width and 313, 335, or 628 finish                   | Each       | \$177      |
|      | 8475 Push Bar — 630 finish           | Push bar assembly: order by exit device series (8475), door opening width and US32D (630) finish                        | Each       | \$474      |
|      | 8475 Push Bar — 605, 606, 629 finish | Push bar assembly: order by exit device series (8475), door opening width and US3 (605), US4 (606), US32 (629) finishes | Each       | \$537      |
| 11   | S261-10R04N603-MP                    | #10-32 × 1/4" pan head screw  | Pack of 10 | \$13       |
| 12   | S277-10R04-603-MP                    | #10-32 × 1/4" pan head SEMS screw (link)  | Pack of 10 | \$16       |
| 13   | 22-0551                              | Upper link for narrow stile   | Each       | \$22       |
|      | 22-0551-01                           | Upper link for medium/wide stile  | Each       | \$19       |
| 14   | 25-0473                              | Door cover  | Each       | \$13       |
| 15   | 31-0572-IP                           | End cap assembly, nose end — complete   | Each       | \$25       |
| 16   | 91-0244-335                          | #8-32 × 1/4" flat head screws, 335 finish   | Pack of 2  | \$7        |
|      | 91-0244-628-P                        | #8-32 × 1/4" flat head screws, 628 finish   | Pack of 2  | \$8        |
| 17   | 24-0137-01-313                       | Faceplate kit with screws, flat or bevel, 313 finish  | Each       | \$11       |
|      | 24-0137-01-335                       | Faceplate kit with screws, flat or bevel, 335 finish  |            |            |
|      | 24-0137-01-628                       | Faceplate kit with screws, flat or bevel, 628 finish  |            |            |
|      | 24-0137-01-672                       | Faceplate kit with screws, flat or bevel, US26 (672) finish   | Each       | \$45       |
|      | 24-0137-01-702                       | Faceplate kit with screws, flat or bevel, US26D (702) finish  | Each       | \$40       |
|      | 24-0137-02-313                       | Faceplate kit with screws, radius, 313 finish   | Each       | \$11       |
|      | 24-0137-02-335                       | Faceplate kit with screws, radius, 335 finish   |            |            |
|      | 24-0137-02-628                       | Faceplate kit with screws, radius, 628 finish   |            |            |
|      | 24-0137-02-672                       | Faceplate kit with screws, radius, US26 (672) finish  | Each       | \$45       |
|      | 24-0137-02-702                       | Faceplate kit with screws, radius, US26D (702) finish   | Each       | \$40       |
|      | 24-0137-03-313                       | Faceplate kit with screws, radius with weatherstrip, 313 finish   | Each       | \$16       |
|      | 24-0137-03-335                       | Faceplate kit with screws, radius with weatherstrip, 335 finish   |            |            |
|      | 24-0137-03-628                       | Faceplate kit with screws, radius with weatherstrip, 628 finish   |            |            |
| 18   | 22-0552                              | Mounting plate  | Each       | \$11       |

Notes: Please contact factory for information on the 8475 Midpoint Mortise Exit Device.

\*Item No. 10 (above) requires dimensions between two facing stile sections (Dimension "A"). Please contact factory for more information.

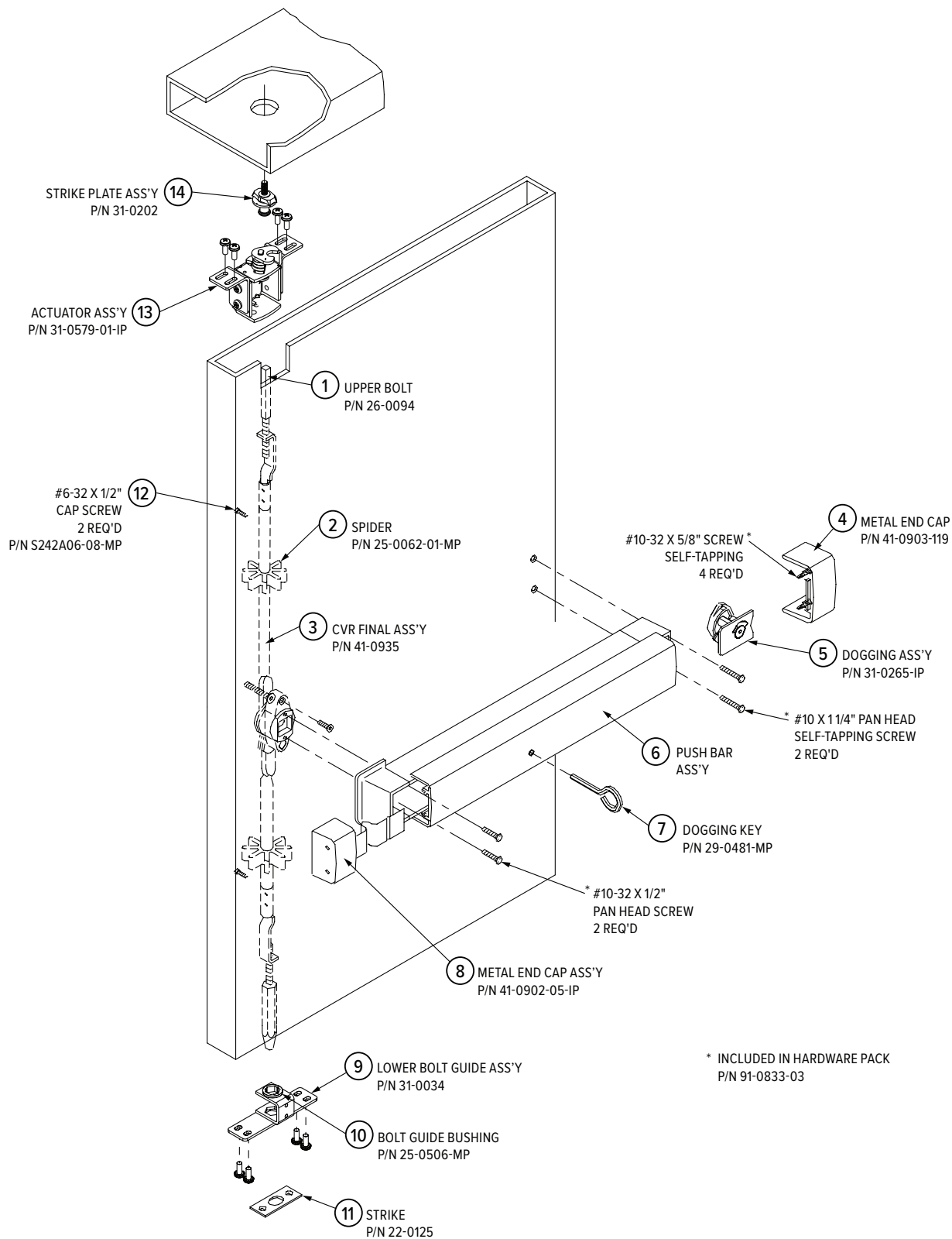
US [adamsrite.com](http://adamsrite.com) | 800.626.7590 | [customerservice.adamsrite@assaabloy.com](mailto:customerservice.adamsrite@assaabloy.com)  
 CANADA [assaabloydss.ca](http://assaabloydss.ca) | 800.461.3007 | [sales.dss.ca@assaabloy.com](mailto:sales.dss.ca@assaabloy.com)

Patent pending and/or patent [www.assaabloydss.com/patents](http://www.assaabloydss.com/patents). Copyright © 2025, Hanchett Entry Systems, Inc., an ASSA ABLOY Group company.  
 All rights reserved. Reproduction in whole or in part without the express written permission of Hanchett Entry Systems, Inc. is prohibited.



# 8500 Series

## CONCEALED VERTICAL ROD





# 8500 Series

## CONCEALED VERTICAL ROD

### 8500 Series Metal Door Concealed Vertical Rod

| ITEM | PART NUMBER                                   | DESCRIPTION   | UNITS PKGD | 2025 PRICE |
|------|---|---|------------|------------|
| 1    | 26-0094                                       | Upper bolt  | Each       | \$14       |
| 2    | 25-0062-01-MP                                 | Spider  | Pack of 10 | \$28       |
| 3    | 41-0935                                       | CVR final assembly, complete with bolts   | Each       | \$210      |
| 4    | 41-0903-119                                   | Metal end cap assembly, hinge end   | Each       | \$29       |
| 5    | 31-0265-IP                                    | Dogging assembly, complete  | Each       | \$26       |
| 6    | 8500 Push Bar (-PB)<br>— 313, 335, 628 finish | Push bar assembly: order by exit device series (8500), door opening width and 313, 335, or 628 finish                   | Each       | \$177      |
|      | 8500 Push Bar (-PB)<br>— 630 finish           | Push bar assembly: order by exit device series (8500), door opening width and US32D (630) finish                        | Each       | \$474      |
|      | 8500 Push Bar (-PB)<br>— 605, 606, 629 finish | Push bar assembly: order by exit device series (8500), door opening width and US3 (605), US4 (606), US32 (629) finishes | Each       | \$537      |
| 7    | 29-0481-MP                                    | Dogging key   | Pack of 10 | \$40       |
| 8    | 41-0902-05-IP                                 | Metal end cap assembly, nose end  | Each       | \$35       |
| 9    | 31-0034                                       | Lower bolt guide assembly   | Each       | \$15       |
| 10   | 25-0506-MP                                    | Bolt guide bushing  | Pack of 10 | \$13       |
| 11   | 22-0125                                       | Strike (ANSI)   | Each       | \$28       |
| 12   | S242A06-08-MP                                 | #6-32 x 1/2" cap screw, rod piercing  | Pack of 10 | \$17       |
| 13   | 31-0579-01-IP                                 | Top actuator assembly   | Each       | \$119      |
| 14   | 31-0202                                       | Strike plate assembly   | Each       | \$40       |
| *    | 91-0836-01-603                                | Hardware pack   | Each       | \$19       |
| NS   | 80-0180-39-01                                 | Device template, 8500   | Each       | EMAIL      |
|      | 80-0180-39-02                                 | Strike template, 8500   |            |            |
|      | 80-0180-51                                    | Installation sheet, 8600  |            |            |

NS = Not shown Note: Consult factory for doors over 66" above pushbar.

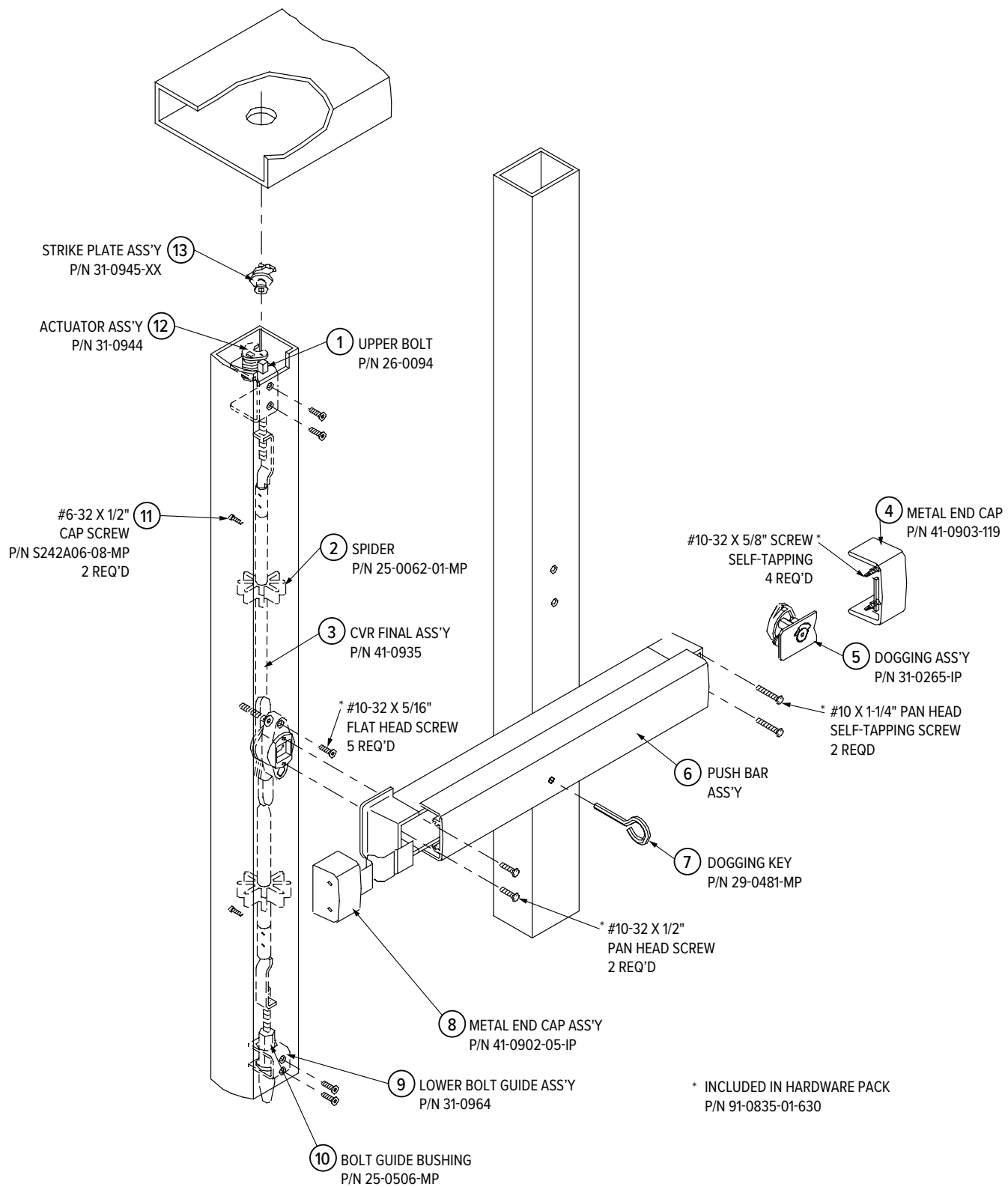
US [adamsrite.com](http://adamsrite.com) | 800.626.7590 | [customerservice.adamsrite@assaabloy.com](mailto:customerservice.adamsrite@assaabloy.com)  
 CANADA [assaabloydss.ca](http://assaabloydss.ca) | 800.461.3007 | [sales.dss.ca@assaabloy.com](mailto:sales.dss.ca@assaabloy.com)

Patent pending and/or patent [www.assaabloydss.com/patents](http://www.assaabloydss.com/patents). Copyright © 2025, Hanchett Entry Systems, Inc., an ASSA ABLOY Group company.  
 All rights reserved. Reproduction in whole or in part without the express written permission of Hanchett Entry Systems, Inc. is prohibited.



# 8600 Series

## CONCEALED VERTICAL ROD



# 8600 Series

## CONCEALED VERTICAL ROD

### 8600 Series Narrow Stile Concealed Vertical Rod

| ITEM | PART NUMBER                                   | DESCRIPTION   | UNITS PKGD | 2025 PRICE |
|------|---|---|------------|------------|
| 1    | 26-0094                                       | Upper bolt  | Each       | \$14       |
| 2    | 25-0062-01-MP                                 | Spider  | Pack of 10 | \$28       |
| 3    | 41-0935                                       | CVR final assembly, complete with bolts   | Each       | \$210      |
| 4    | 41-0903-119                                   | Metal end cap assembly, hinge end   | Each       | \$29       |
| 5    | 31-0265-IP                                    | Dogging assembly, complete  | Each       | \$26       |
| 6    | 8600 Push Bar (-PB)<br>— 313, 335, 628 finish | Push bar assembly: order by exit device series (8600), door opening width and 313, 335, or 628 finish                   | Each       | \$177      |
|      | 8600 Push Bar (-PB)<br>— 630 finish           | Push bar assembly: order by exit device series (8600), door opening width and US32D (630) finish                        | Each       | \$474      |
|      | 8600 Push Bar (-PB)<br>— 605, 606, 629 finish | Push bar assembly: order by exit device series (8600), door opening width and US3 (605), US4 (606), US32 (629) finishes | Each       | \$537      |
| 7    | 29-0481-MP                                    | Dogging key   | Pack of 10 | \$40       |
| 8    | 41-0902-05-IP                                 | Metal end cap assembly, nose end  | Each       | \$35       |
| 9    | 31-0964                                       | Lower bolt guide assembly   | Each       | \$13       |
| 10   | 25-0506-MP                                    | Bolt guide bushing  | Pack of 10 | \$13       |
| 11   | S242A06-08-MP                                 | #6-32 × 1/2" cap screw, rod piercing  | Pack of 10 | \$17       |
| 12   | 31-0944                                       | Actuator, top assembly  | Each       | \$43       |
| 13   | 31-0945                                       | Strike plate assembly   | Each       | \$28       |
|      | 31-0945-MP                                    | Strike plate assembly multipack   | Pack of 10 | \$249      |
| *    | 91-0835-01-630                                | Hardware Pack   | Each       | \$10       |
| NS   | 80-0180-39-01                                 | Device template, 8500   | Each       | EMAIL      |
|      | 80-0180-39-02                                 | Strike template, 8500   |            |            |
|      | 80-0180-51                                    | Installation sheet, 8600  |            |            |

NS = Not shown

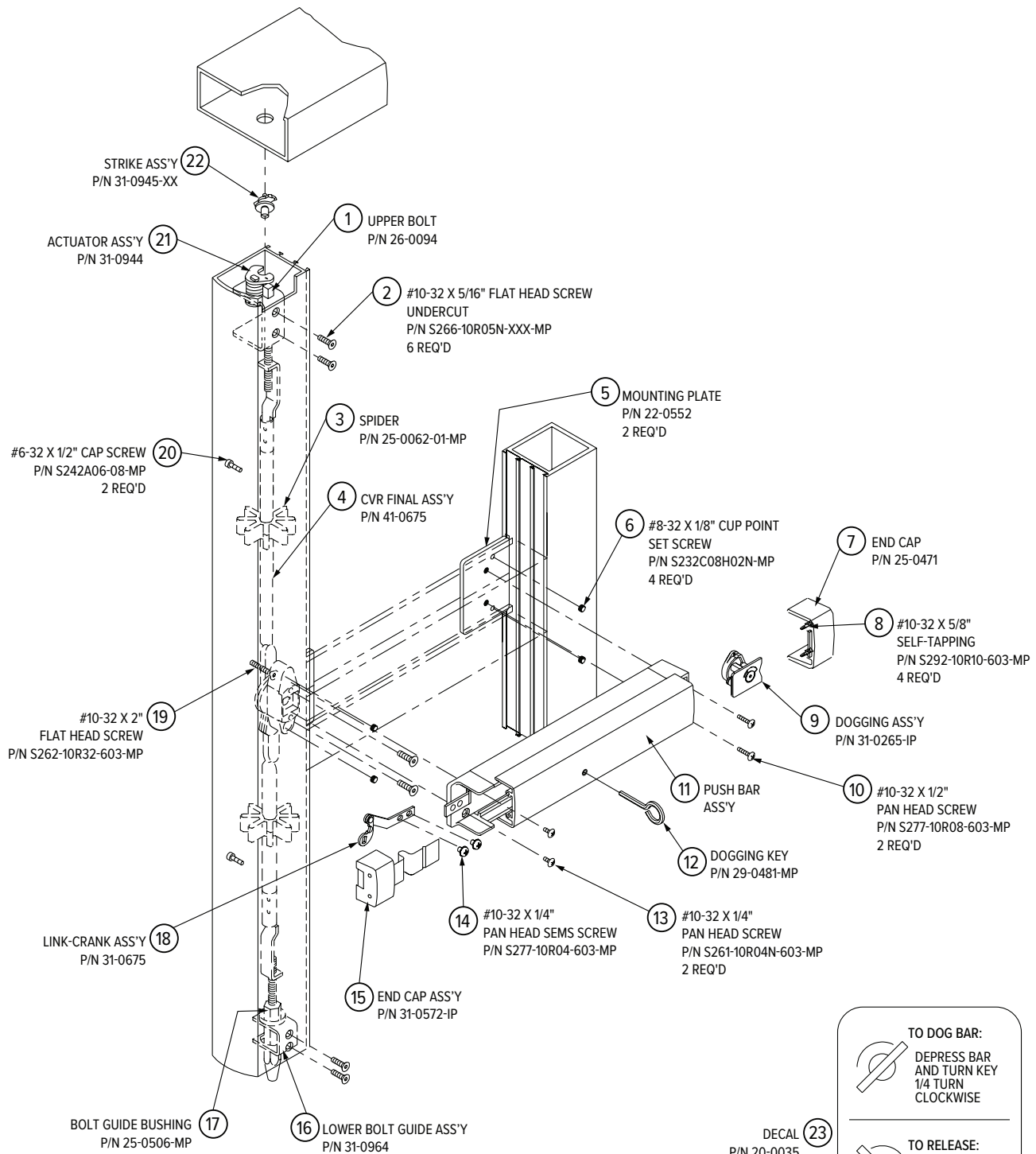
US [adamsrite.com](http://adamsrite.com) | 800.626.7590 | [customerservice.adamsrite@assaabloy.com](mailto:customerservice.adamsrite@assaabloy.com)  
 CANADA [assaabloydss.ca](http://assaabloydss.ca) | 800.461.3007 | [sales.dss.ca@assaabloy.com](mailto:sales.dss.ca@assaabloy.com)

Patent pending and/or patent [www.assaabloydss.com/patents](http://www.assaabloydss.com/patents). Copyright © 2025, Hanchett Entry Systems, Inc., an ASSA ABLOY Group company.  
 All rights reserved. Reproduction in whole or in part without the express written permission of Hanchett Entry Systems, Inc. is prohibited.



# 8675

## CONCEALED VERTICAL ROD MID-PANEL EXIT DEVICE



# 8675

## CONCEALED VERTICAL ROD MID-PANEL EXIT DEVICE

### 8675 Concealed Vertical Rod Mid-Panel Exit Device

| ITEM | PART NUMBER                                   | DESCRIPTION   | UNITS PKGD | 2025 PRICE |
|------|---|---|------------|------------|
| 1    | 26-0094                                       | Upper bolt  | Each       | \$14       |
| 2    | S266-10R05N-119-MP                            | #10-32 × 5/16" flat head screw, 119 finish  | Pack of 10 | \$18       |
|      | S266-10R05N-603-MP                            | #10-32 × 5/16" flat head screw, 603 finish  | Pack of 10 | \$14       |
| 3    | 25-0062-01-MP                                 | Spider  | Pack of 10 | \$28       |
| 4    | 41-0675                                       | CVR final assembly, complete with bolts   | Each       | \$179      |
| 5    | 22-0552                                       | Mounting plate  | Each       | \$11       |
| 6    | S232C08H02N-MP                                | #8-32 × 1/8" cup point set screw  | Pack of 10 | \$25       |
| 7    | 25-0471                                       | End cap (hinge end)   | Each       | \$15       |
| 8    | S292-10R10-603-MP                             | #10-32 × 5/8" self-tapping screw  | Pack of 10 | \$14       |
| 9    | 31-0265-IP                                    | Dogging assembly, complete  | Each       | \$26       |
| 10   | S277-10R08-603-MP                             | #10-32 × 1/2" pan head SEMS screw   | Pack of 10 | \$14       |
| 11   | 8675 Push Bar (-PB)<br>— 313, 335, 628 finish | Push bar assembly: order by exit device Series (8675), door opening width and 313, 335, or 628 finish                   | Each       | \$177      |
|      | 8675 Push Bar (-PB)<br>— 630 finish           | Push bar assembly: order by exit device Series (8675), door opening width and US32D (630) finish                        | Each       | \$474      |
|      | 8675 Push Bar (-PB)<br>— 605, 606, 629 finish | Push bar assembly: order by exit device Series (8675), door opening width and US3 (605), US4 (606), US32 (629) finishes | Each       | \$537      |
| 12   | 29-0481-MP                                    | Dogging key   | Pack of 10 | \$40       |
| 13   | S261-10R04N603-MP                             | #10-32 × 1/4" pan head screw  | Pack of 10 | \$13       |
| 14   | S277-10R04-603-MP                             | #10-32 × 1/4" pan head SEMS screw (link)  | Pack of 10 | \$16       |
| 15   | 31-0572-IP                                    | End cap assembly, nose end — complete   | Each       | \$25       |
| 16   | 31-0964                                       | Lower bolt guide assembly   | Each       | \$13       |
| 17   | 25-0506-MP                                    | Bolt guide bushing  | Pack of 10 | \$13       |
| 18   | 31-0675                                       | Link-crank assembly   | Each       | \$14       |
| 19   | S262-10R32-603-MP                             | #10-32 × 2" flat head screw   | Pack of 10 | \$11       |
| 20   | S242A06-08-MP                                 | #6-32 × 1/2" cap screw, rod piercing  | Pack of 10 | \$17       |
| 21   | 31-0944                                       | Actuator, top assembly  | Each       | \$43       |
| 22   | 31-0945                                       | Strike plate assembly   | Each       | \$28       |
|      | 31-0945-MP                                    | Strike plate assembly multipack   | Pack of 10 | \$249      |
| 23   | 20-0035                                       | Decal (dogging instructions)  | Each       | \$23       |
| NS   | 80-0180-137                                   | Device installation sheet, 8675   | Each       | EMAIL      |
|      | 80-0180-134                                   | Strike installation sheet, 8675   |            |            |

NS = Not shown Notes: Consult factory for doors over 66" above pushbar. Please contact factory for information on the 8675 CVR Midpanel Exit Device.

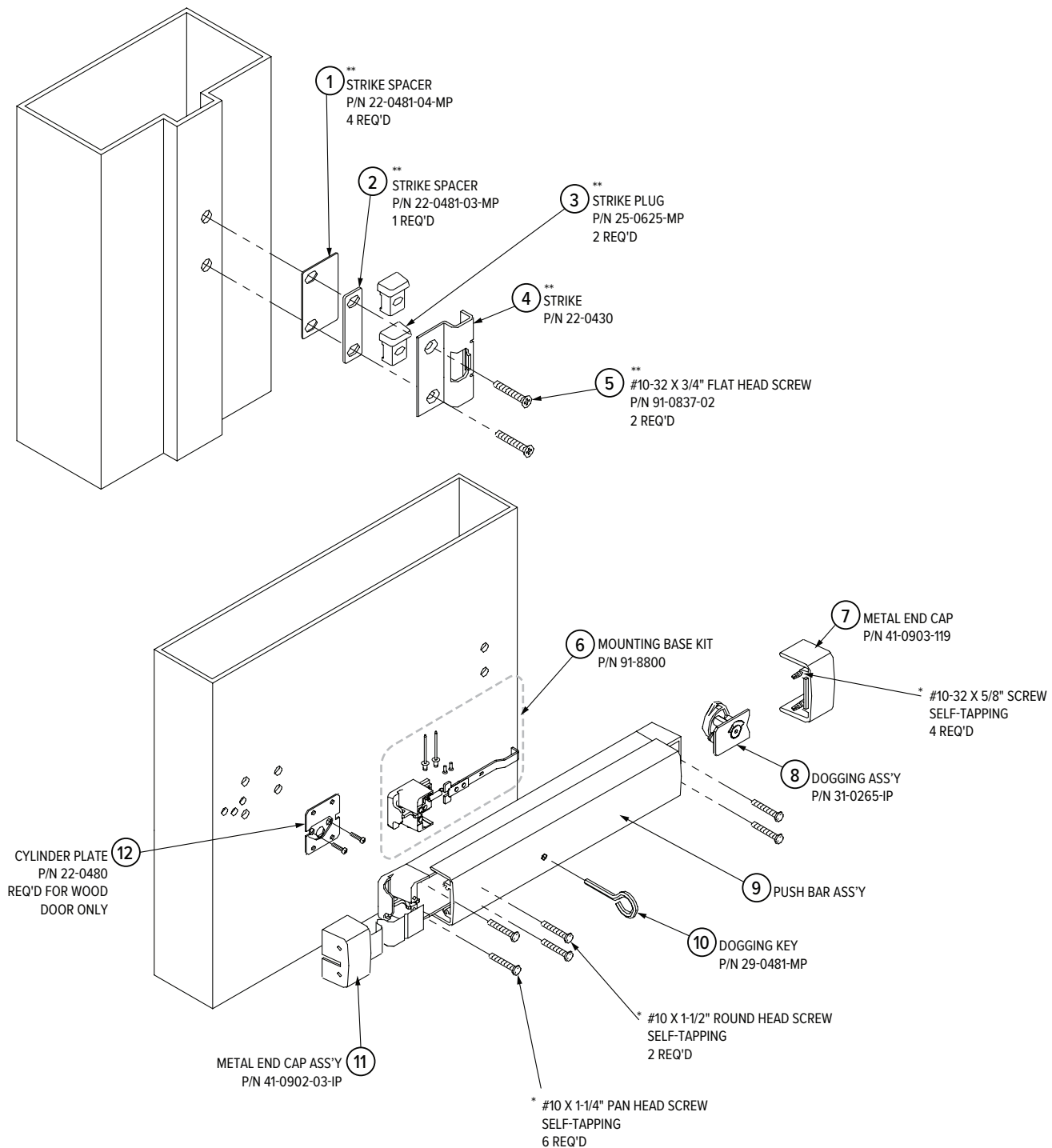
US [adamsrite.com](http://adamsrite.com) | 800.626.7590 | [customerservice.adamsrite@assaabloy.com](mailto:customerservice.adamsrite@assaabloy.com)  
 CANADA [assaabloydss.ca](http://assaabloydss.ca) | 800.461.3007 | [sales.dss.ca@assaabloy.com](mailto:sales.dss.ca@assaabloy.com)

Patent pending and/or patent [www.assaabloydss.com/patents](http://www.assaabloydss.com/patents). Copyright © 2025, Hanchett Entry Systems, Inc., an ASSA ABLOY Group company.  
 All rights reserved. Reproduction in whole or in part without the express written permission of Hanchett Entry Systems, Inc. is prohibited.



# 8700 Series

## RIM EXIT DEVICE



\* INCLUDED IN SCREW PACK P/N 91-0837-01

\*\* INCLUDED IN FRAME KIT P/N 91-0991-02

# 8700 Series

## RIM EXIT DEVICE

### 8700 Series Rim Exit Device

| ITEM | PART NUMBER                                   | DESCRIPTION   | UNITS PKGD | 2025 PRICE |
|------|---|---|------------|------------|
| 1    | 22-0481-04-MP                                 | Strike spacer   | Pack of 10 | \$29       |
| 2    | 22-0481-03-MP                                 | Strike spacer   | Pack of 10 | \$29       |
| 3    | 25-0625-MP                                    | Strike plug   | Pack of 2  | \$16       |
| 4    | 22-0430                                       | Strike  | Each       | \$15       |
| 5    | 91-0837-02                                    | #10-32 x 3/4" flat head screws  | Pack of 2  | \$10       |
| 6    | 91-8800                                       | Mounting base kit, includes starwheel   | Each       | \$173      |
| 7    | 41-0903-119                                   | Metal end cap assembly, hinge end   | Each       | \$29       |
| 8    | 31-0265-IP                                    | Dogging assembly, complete  | Each       | \$26       |
| 9    | 8700 Push Bar (-PB)<br>— 313, 335, 628 finish | Push bar assembly: order by exit device Series (8700), door opening width and 313, 335, or 628 finish                   | Each       | \$177      |
|      | 8700 Push Bar (-PB)<br>— 630 finish           | Push bar assembly: order by exit device Series (8700), door opening width and US32D (630) finish                        | Each       | \$474      |
|      | 8700 Push Bar (-PB)<br>— 605, 606, 629 finish | Push bar assembly: order by exit device Series (8700), door opening width and US3 (605), US4 (606), US32 (629) finishes | Each       | \$537      |
| 10   | 29-0481-MP                                    | Dogging key   | Pack of 10 | \$40       |
| 11   | 41-0902-03-IP                                 | Metal end cap assembly, latch end   | Each       | \$35       |
| 12   | 22-0480                                       | Cylinder plate for wood door applications   | Each       | \$16       |
| *    | 91-0837-01                                    | Hardware pack   | Each       | \$10       |
| **   | 91-0991-02                                    | Frame kit for wood and hollow metal   | Each       | \$45       |
| NS   | 80-0180-124-01                                | Device template, 3700   | Each       | EMAIL      |
|      | 80-0180-124-02                                | Strike template, 3700   |            |            |
|      | 80-0180-40                                    | Installation sheet, 8700  |            |            |

NS = Not shown

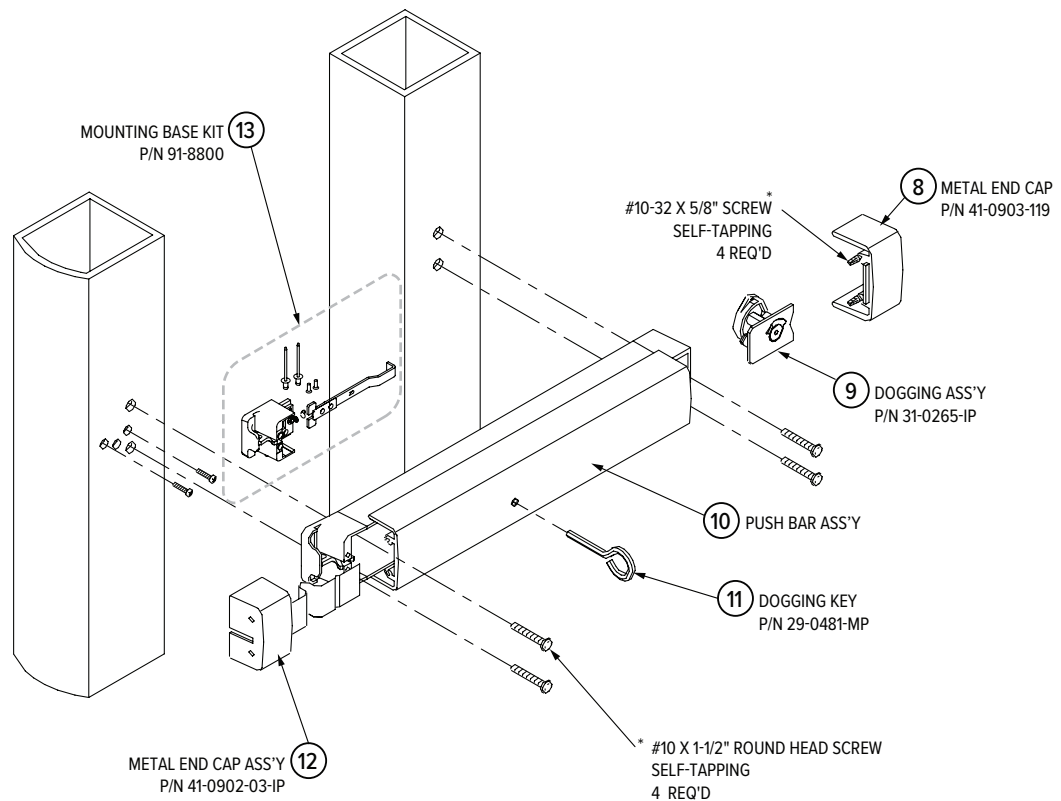
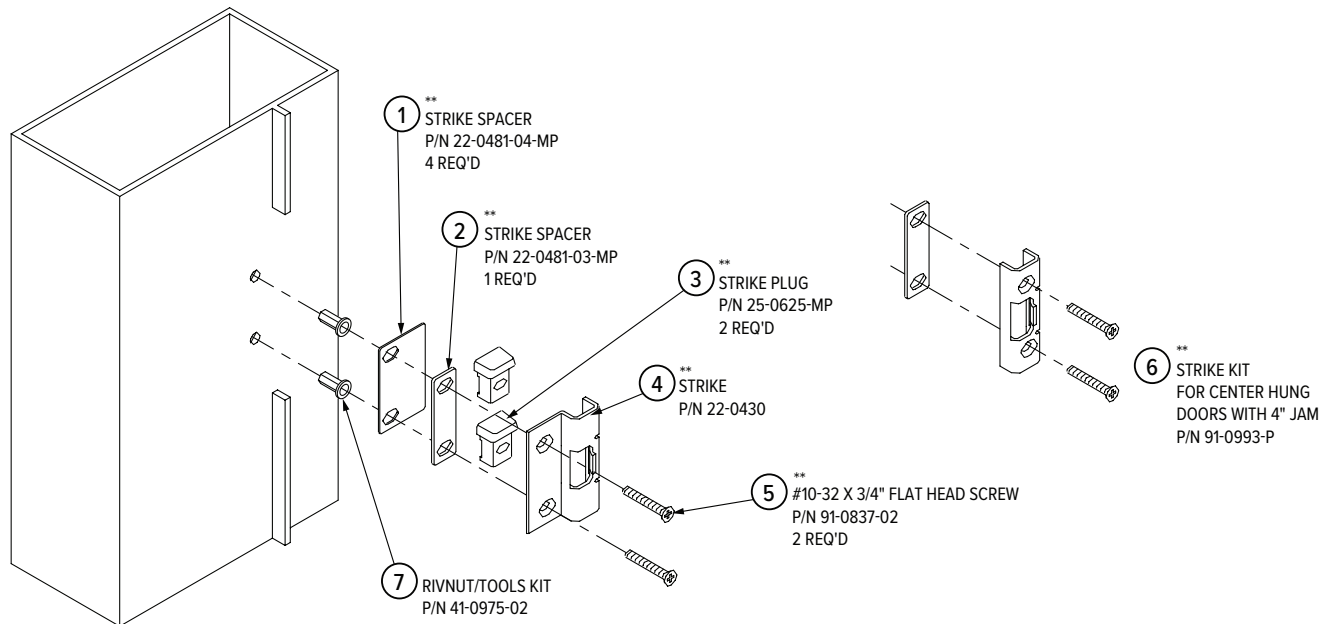
US [adamsrite.com](http://adamsrite.com) | 800.626.7590 | [customerservice.adamsrite@assaabloy.com](mailto:customerservice.adamsrite@assaabloy.com)  
 CANADA [assaabloydss.ca](http://assaabloydss.ca) | 800.461.3007 | [sales.dss.ca@assaabloy.com](mailto:sales.dss.ca@assaabloy.com)

Patent pending and/or patent [www.assaabloydss.com/patents](http://www.assaabloydss.com/patents). Copyright © 2025, Hanchett Entry Systems, Inc., an ASSA ABLOY Group company.  
 All rights reserved. Reproduction in whole or in part without the express written permission of Hanchett Entry Systems, Inc. is prohibited.



# 8800 Series

## RIM EXIT DEVICE



\* INCLUDED IN SCREW PACK P/N 91-0837-01

\*\* INCLUDED IN FRAME KIT P/N 91-0992-02



# 8800 Series

## RIM EXIT DEVICE

### 8800 Series Narrow Stile Rim Exit Device

| ITEM | PART NUMBER                                       | DESCRIPTION   | UNITS PKGD | 2025 PRICE |
|------|---|---|------------|------------|
| 1    | 22-0481-04-MP                                     | Strike spacer   | Pack of 10 | \$29       |
| 2    | 22-0481-03-MP                                     | Strike spacer   | Pack of 10 | \$29       |
| 3    | 25-0625-MP  | Strike plug   | Pack of 2  | \$16       |
| 4    | 22-0430   | Strike  | Each       | \$15       |
| 5    | 91-0837-02  | #10-32 x 3/4" flat head screws  | Pack of 2  | \$10       |
| 6    | 91-0993-P   | Strike kit for center hung door with 4" jamb  | Each       | \$33       |
| 7    | 41-0975-02  | Rivnut tool kit assembly  | Each       | \$17       |
| 8    | 41-0903-119                                       | Metal end cap assembly, hinge end   | Each       | \$29       |
| 9    | 31-0265-IP  | Dogging assembly, complete  | Each       | \$26       |
| 10   | 8800 Push Bar (-PB)<br>— 313, 335, 628 finish     | Push bar assembly: order by exit device Series (8800), door opening width and 313, 335, or 628 finish                   | Each       | \$177      |
|      | 8800 Push Bar (-PB)<br>— 630 finish               | Push bar assembly: order by exit device Series (8800), door opening width and US32D (630) finish                        | Each       | \$474      |
|      | 8800 Push Bar (-PB)<br>— 605, 606, 629 BSP finish | Push bar assembly: order by exit device Series (8800), door opening width and US3 (605), US4 (606), US32 (629) finishes | Each       | \$537      |
| 11   | 29-0481-MP  | Dogging key   | Pack of 10 | \$40       |
| 12   | 41-0902-03-IP                                     | End cap assembly, latch end — metal   | Each       | \$35       |
| 13   | 91-8800   | Mounting base kit, includes starwheel   | Each       | \$173      |
| *    | 91-0837-01  | Hardware pack   | Each       | \$10       |
| **   | 91-0992-02  | Frame kit for aluminum  | Each       | \$81       |
| NS   | 80-0180-125-01                                    | Device template, 8800   | Each       | EMAIL      |
|      | 80-0180-125-02                                    | Strike template, 8800   |            |            |
|      | 80-0180-41  | Installation sheet, 8800  |            |            |

NS = Not shown

US [adamsrite.com](http://adamsrite.com) | 800.626.7590 | [customerservice.adamsrite@assaabloy.com](mailto:customerservice.adamsrite@assaabloy.com)  
 CANADA [assaabloydss.ca](http://assaabloydss.ca) | 800.461.3007 | [sales.dss.ca@assaabloy.com](mailto:sales.dss.ca@assaabloy.com)

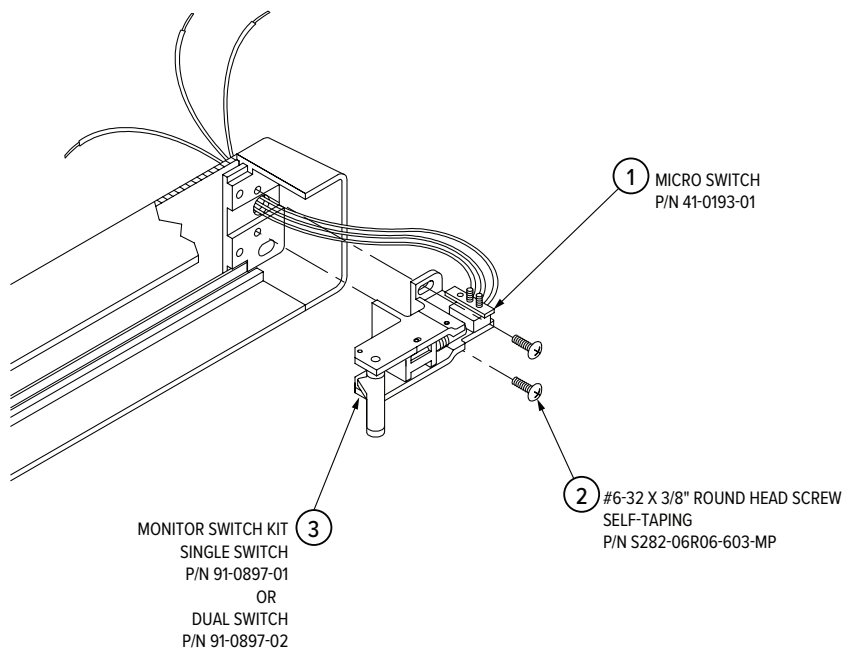
Patent pending and/or patent [www.assaabloydss.com/patents](http://www.assaabloydss.com/patents). Copyright © 2025, Hanchett Entry Systems, Inc., an ASSA ABLOY Group company.  
 All rights reserved. Reproduction in whole or in part without the express written permission of Hanchett Entry Systems, Inc. is prohibited.



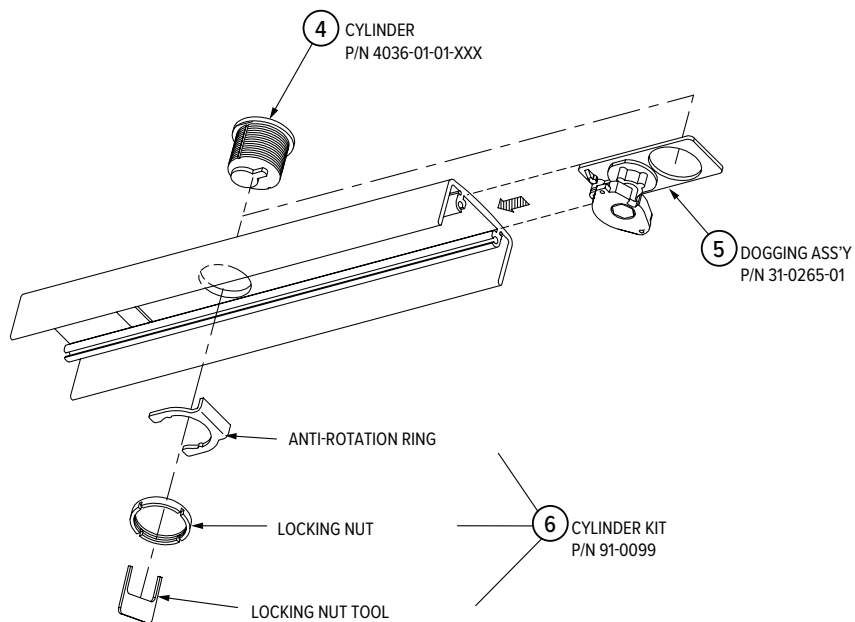
# Accessories

## FOR EXIT DEVICES

### MONITORING KITS "M"



### CYLINDER DOGGING "C"



# Accessories

## FOR EXIT DEVICES

### Accessories for Exit Devices

| ITEM                        | PART NUMBER       | DESCRIPTION  | UNITS PKGD | 2025 PRICE |
|-----------------------------|-------------------|--|------------|------------|
| <b>Monitoring Kits "M"</b>  |                   |  |            |            |
| 1                           | 41-0193-01        | Micro switch assembly with wires   | Each       | \$92       |
| 2                           | S282-06R06-603-MP | #6-32 x 3/8" round head self-tapping screw   | Pack of 10 | \$13       |
| 3                           | 91-0897-01        | Single switch monitor kit (includes: monitor switch assembly, screws, wire nuts and installation instructions) | Each       | \$143      |
|                             | 91-0897-02        | Dual switches monitor kit (includes: monitor switch assembly, screws, wire nuts and installation instructions) | Each       | \$223      |
| <b>Cylinder Dogging "C"</b> |                   |  |            |            |
| 4                           | 4036-01-01-313    | Mortise cylinder, 313 finish   | Each       | \$57       |
|                             | 4036-01-01-335    | Mortise cylinder, 335 finish   |            |            |
|                             | 4036-01-01-628    | Mortise cylinder, 628 finish   |            |            |
| 5                           | 31-0265-01-IP     | Dogging Assembly   | Each       | \$26       |
| 6                           | 91-0099           | Cylinder kit   | Each       | \$22       |

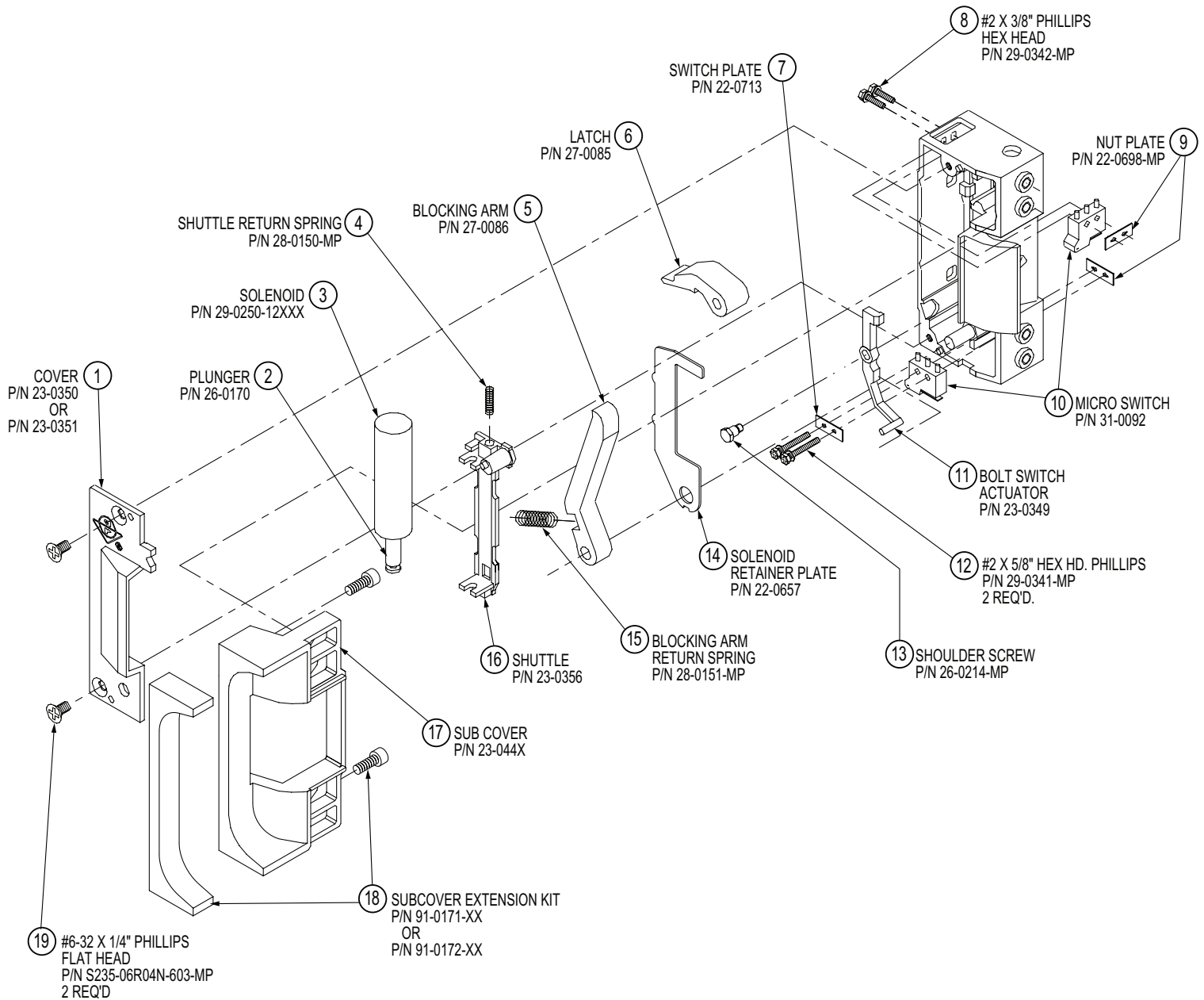
US [adamsrite.com](http://adamsrite.com) | 800.626.7590 | [customerservice.adamsrite@assaabloy.com](mailto:customerservice.adamsrite@assaabloy.com)  
 CANADA [assaabloydss.ca](http://assaabloydss.ca) | 800.461.3007 | [sales.dss.ca@assaabloy.com](mailto:sales.dss.ca@assaabloy.com)

Patent pending and/or patent [www.assaabloydss.com/patents](http://www.assaabloydss.com/patents). Copyright © 2025, Hanchett Entry Systems, Inc., an ASSA ABLOY Group company.  
 All rights reserved. Reproduction in whole or in part without the express written permission of Hanchett Entry Systems, Inc. is prohibited.



# 7100

## ELECTRIC STRIKE



# 7100

## ELECTRIC STRIKE

### 7100 Electric Strike

| ITEM | PART NUMBER        | DESCRIPTION  | UNITS PKGD | 2025 PRICE |
|------|--------------------|--|------------|------------|
| 1    | 23-0350            | Back cover 1/2" (7100, 7101, 7110, 7111, 7130, 7131, 7140)   | Each       | \$17       |
|      | 23-0351            | Back cover 3/4" (7160, 7170)   |            |            |
| 2    | 26-0170            | Plunger  | Each       | \$10       |
| 3    | 29-0250-12ACI      | Solenoid; 12 VAC intermittent  | Each       | \$60       |
|      | 29-0250-12DCC      | Solenoid; 12 VDC continuous / 24 VAC intermittent  |            |            |
|      | 29-0250-16ACI      | Solenoid; 16 VAC intermittent  |            |            |
|      | 29-0250-16DCC      | Solenoid; 16 VDC continuous  |            |            |
|      | 29-0250-24DCC      | Solenoid; 24 VDC continuous  |            |            |
| 4    | 28-0150-MP         | Shuttle return spring  | Pack of 10 | \$16       |
| 5    | 27-0086            | Blocking arm   | Each       | \$16       |
| 6    | 27-0085            | Latch  | Each       | \$11       |
| 7    | 22-0713            | Switch plate   | Each       | \$9        |
| 8    | 29-0342-MP         | #2 × 3/8" Phillips hex head  | Pack of 10 | \$10       |
| 9    | 22-0698-MP         | Nut plate  | Pack of 10 | \$16       |
| 10   | 31-0092            | Microswitch  | Each       | \$114      |
| 11   | 23-0349            | Bolt switch actuator   | Each       | \$14       |
| 12   | 29-0341-MP         | #2 × 5/8" Phillips hex head  | Pack of 10 | \$14       |
| 13   | 26-0214-MP         | Shoulder screw   | Pack of 10 | \$58       |
| 14   | 22-0657            | Solenoid retainer plate  | Each       | \$16       |
| 15   | 28-0151-MP         | Blocking arm return spring   | Pack of 10 | \$11       |
| 16   | 23-0356            | Shuttle  | Each       | \$11       |
| 17   | 23-0443            | Subcover, 1/2" flat (7100, 7110, 7111, 7130, 7140)   | Each       | \$24       |
|      | 23-0444            | Subcover, 1/2" radius (7101, 7131)   |            |            |
|      | 23-0445            | Subcover, 3/4" (7160, 7170)  | Each       | \$27       |
| 18*  | 91-0171-XX         | Subcover lip extension kit (7100, 7110, 7111, 7130, 7140)  | Each       | \$43       |
|      | 91-0172-XX         | Subcover lip extension kit (7160, 7170)  |            |            |
| 19   | S235-06R04N-603-MP | #6-32 × 1/4" flat head screw   | Pack of 10 | \$10       |
| NS   | 91-0077-01-335     | Mounting kit (2-mounting tabs, 2-mounting screws, 2-press nuts, adhesive shims, 2-wire nuts), 335 finish | Each       | \$21       |
|      | 91-0077-01-603     | Mounting kit (2-mounting tabs, 2-mounting screws, 2-press nuts, adhesive shims, 2-wire nuts), 603 finish |            |            |

NS = Not shown Note: \*Item #18 (above) Specify lip extension requirements, refer to catalog for "A" dimension.  
Extensions provided in 1/8" increments beginning with -01 for a 3/8" extension.

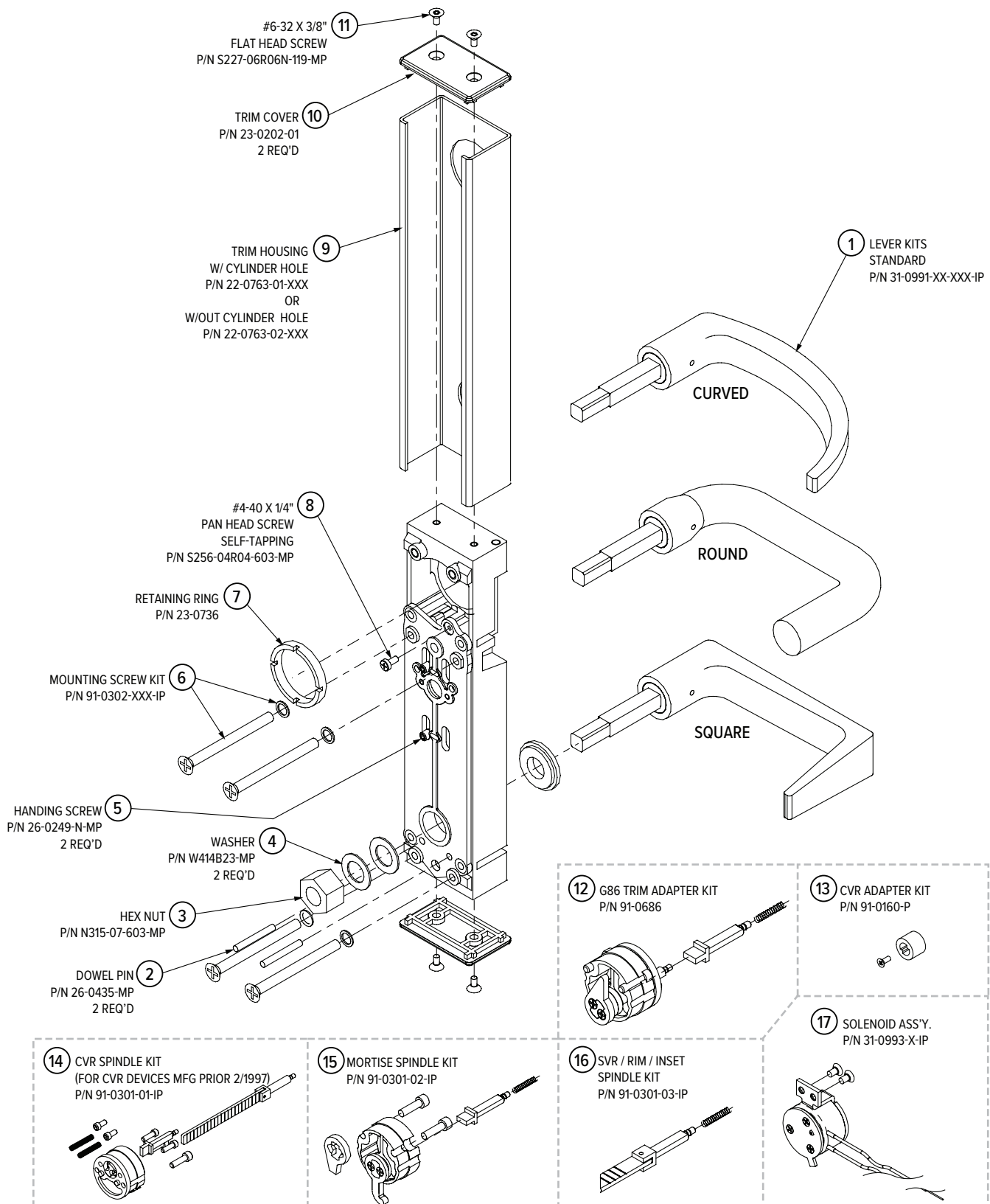
US [adamsrite.com](http://adamsrite.com) | 800.626.7590 | [customerservice.adamsrite@assaabloy.com](mailto:customerservice.adamsrite@assaabloy.com)  
CANADA [assaabloydss.ca](http://assaabloydss.ca) | 800.461.3007 | [sales.dss.ca@assaabloy.com](mailto:sales.dss.ca@assaabloy.com)

Patent pending and/or patent [www.assaabloydss.com/patents](http://www.assaabloydss.com/patents). Copyright © 2025, Hanchett Entry Systems, Inc., an ASSA ABLOY Group company.  
All rights reserved. Reproduction in whole or in part without the express written permission of Hanchett Entry Systems, Inc. is prohibited.



# 3080 Series

## ENTRY TRIM



# 3080 Series

## ENTRY TRIM

### 3080 Series Entry Trim

| ITEM | PART NUMBER        | DESCRIPTION  | UNITS PKGD | 2025 PRICE |
|------|--------------------|--|------------|------------|
| 1    | 31-0991-02-10B-IP  | Round handle kit, US10B (613) finish                                 | Each       | \$115      |
|      | 31-0991-02-630-IP  | Round handle kit, US32D (630) finish                                 |            |            |
|      | 31-0991-03-10B-IP  | Square handle kit, US10B (613) finish                                |            |            |
|      | 31-0991-03-630-IP  | Square handle kit, US32D (630) finish                                |            |            |
|      | 31-0991-01-10B-IP  | Curved handle kit, US10B (613) finish                                | Each       | \$108      |
|      | 31-0991-01-630-IP  | Curved handle kit, US32D (630) finish                                | Each       | \$115      |
| 2    | 26-0435-MP         | Dowel pin  | Pack of 10 | \$21       |
| 3    | N315-07-603-MP     | Hex nut with nylon insert  | Pack of 10 | \$13       |
| 4    | W414B23-MP         | Washer   | Pack of 10 | \$17       |
| 5    | 26-0249N-MP        | Handing screw  | Pack of 10 | \$66       |
| 6    | 91-0302-121-IP     | Mounting screw kit for US3 (605), US4 (606), and US26 (625) finishes | Each       | \$48       |
|      | 91-0302-603-IP     | Mounting screw kit for US10B (613) and US26D (626) finishes          | Each       | \$35       |
| 7    | 23-0736            | Retaining ring   | Each       | \$10       |
| 8    | S256-04R04-603-MP  | #4-40 x 1/4" pan head self-tapping screw                             | Pack of 10 | \$11       |
| 9    | 22-0763-01-121PC   | Trim housing with cylinder hole, matches US10B (613) finish          | Each       | \$48       |
|      | 22-0763-01-630     | Trim housing with cylinder hole, US32D (630) finish                  |            |            |
|      | 22-0763-02-121PC   | Trim housing without cylinder hole, matches US10B (613) finish       |            |            |
|      | 22-0763-02-630     | Trim housing without cylinder hole, US32D (630) finish               |            |            |
| 10   | 23-0202-01         | Trim cover   | Each       | \$18       |
| 11   | S227-06R06N-119-MP | #6-32 x 3/8" flat head screw   | Pack of 10 | \$13       |
| 12   | 91-0686            | Trim kit adapter for G86 exit device                                 | Each       | \$38       |
| 13   | 91-0160-P          | CVR tailpiece adapter kit  | Each       | \$14       |
| 14   | 91-0301-01-IP      | CVR spindle kit for devices manufactured prior to 1997               | Each       | \$45       |
| 15   | 91-0301-02-IP      | Mortise spindle kit  | Each       | \$33       |
| 16   | 91-0301-03-IP      | SVR / rim / inset spindle kit  | Each       | \$16       |
| 17   | 31-0993-1-IP       | Solenoid assembly 24VDC fail-safe                                    | Each       | \$608      |
|      | 31-0993-2-IP       | Solenoid assembly 12VDC fail-safe                                    |            |            |
|      | 31-0993-3-IP       | Solenoid assembly 24VDC fail-secure                                  |            |            |
|      | 31-0993-4-IP       | Solenoid assembly 12VDC fail-secure                                  |            |            |
| NS   | 91-0118            | Tactile strip kit for standard Series levers 01, 03                  | Each       | \$47       |
|      | 80-0180-301-01     | Stick-on template, SVR   | Each       | \$17       |
|      | 80-0180-301-02     | Stick-on template, mortise / mortise inset                           |            |            |
|      | 80-0180-301-03     | Stick-on template, CVR   |            |            |
|      | 80-0180-301-04     | Stick-on template, rim   | Each       | \$15       |
|      | 80-0180-301-05     | Stick-on template, inset CVR   |            |            |
|      | 80-0180-301-08     | Stick-on template, wood door CVR                                     | Each       | \$17       |
|      | 80-0180-3080       | Installation instructions  | Each       | EMAIL      |

EMAIL = For current pricing and availability. NS = Not shown Note: Solenoid assemblies can only be used in electrified 3080E Entry Trim.

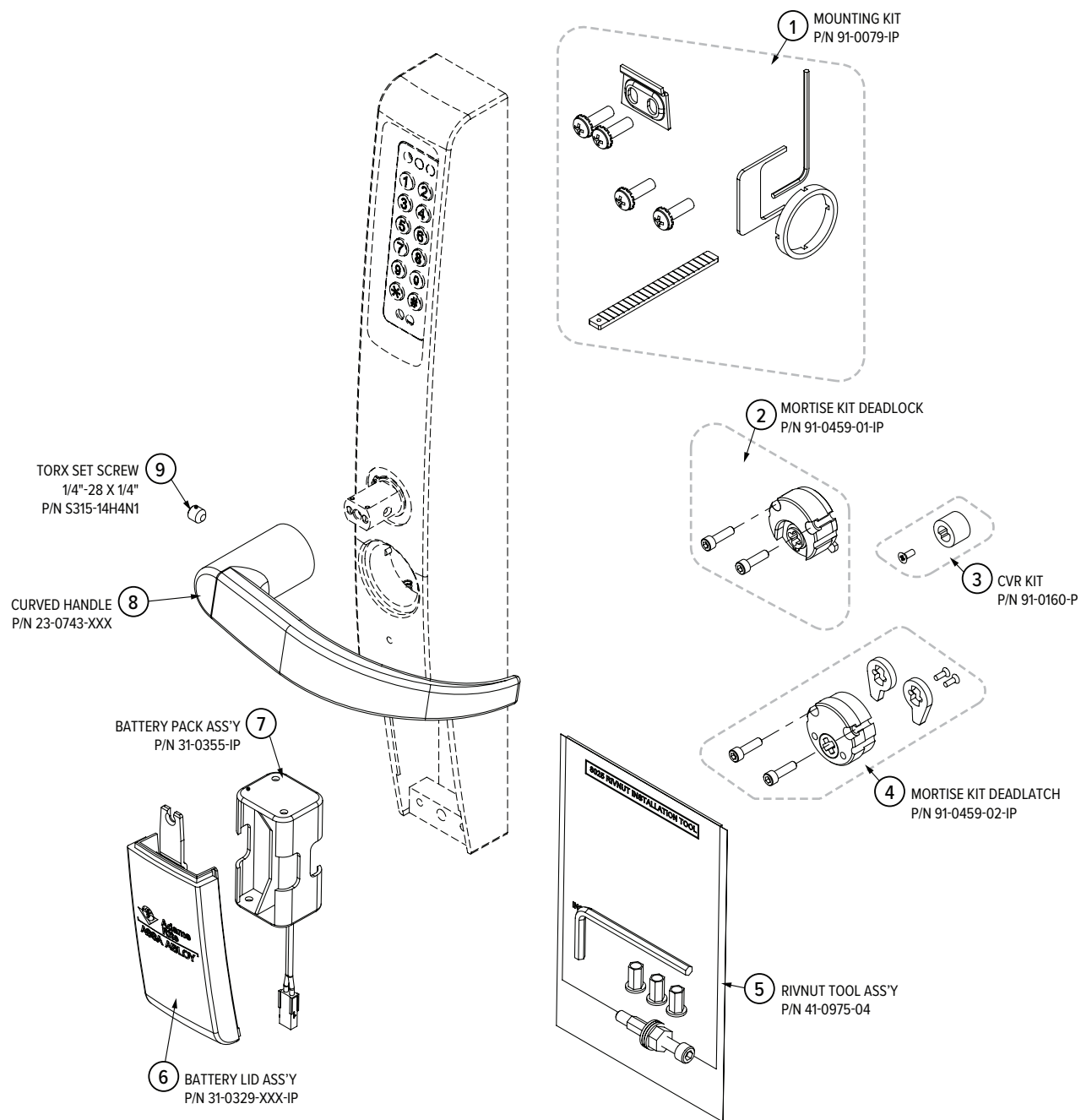
US [adamsrite.com](http://adamsrite.com) | 800.626.7590 | [customerservice.adamsrite@assaabloy.com](mailto:customerservice.adamsrite@assaabloy.com)  
 CANADA [assaabloydss.ca](http://assaabloydss.ca) | 800.461.3007 | [sales.dss.ca@assaabloy.com](mailto:sales.dss.ca@assaabloy.com)

Patent pending and/or patent [www.assaabloydss.com/patents](http://www.assaabloydss.com/patents). Copyright © 2025, Hanchett Entry Systems, Inc., an ASSA ABLOY Group company.  
 All rights reserved. Reproduction in whole or in part without the express written permission of Hanchett Entry Systems, Inc. is prohibited.



# eForce®-150 3090

## KEYLESS ENTRY





# eForce®-150 3090

## KEYLESS ENTRY

### eForce®-150 3090 Keyless Entry

| ITEM | PART NUMBER      | DESCRIPTION                                  | UNITS PKGD | 2025 PRICE |
|------|------------------|--|------------|------------|
| 1    | 91-0079-IP       | Mounting kit                                 | Each       | \$21       |
| 2    | 91-0459-01-IP    | Mortise kit, deadlock                        | Each       | \$33       |
| 3    | 91-0160-P        | CVR tailpiece adapter kit                    | Each       | \$14       |
| 4    | 91-0459-02-IP    | Mortise kit, deadlatch                       | Each       | \$33       |
| 5    | 41-0975-04       | Rivnut tool kit assembly                     | Each       | \$19       |
| 6    | 31-0329-626-IP   | Battery lid assembly, US26D (626) finish     | Each       | \$37       |
|      | 31-0329-121PC-IP | Battery lid assembly, 121 dark bronze finish |            |            |
| 7    | 31-0355-IP       | Battery pack assembly                        | Each       | \$29       |
| 8    | 23-0743-626      | Curved handle US26D (626) finish             | Each       | \$58       |
|      | 23-0743-121PC    | Curved handle 121 finish                     |            |            |
| 9    | S315-14H4N1      | Set screw 1/4"-28 x 1/4" cup pt hex w/patch  | Each       | \$10       |

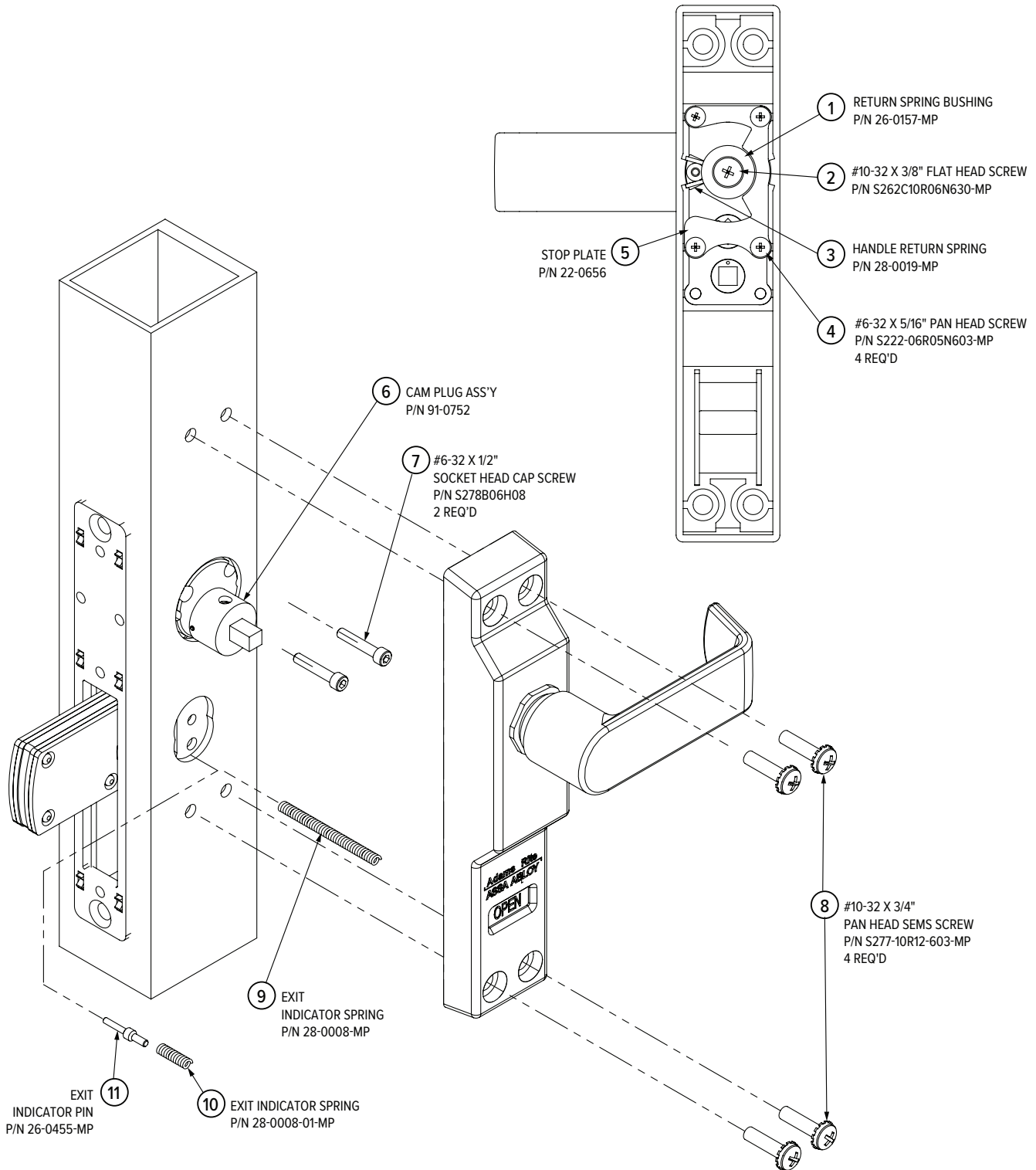
US [adamsrite.com](http://adamsrite.com) | 800.626.7590 | [customerservice.adamsrite@assaabloy.com](mailto:customerservice.adamsrite@assaabloy.com)  
 CANADA [assaabloydss.ca](http://assaabloydss.ca) | 800.461.3007 | [sales.dss.ca@assaabloy.com](mailto:sales.dss.ca@assaabloy.com)

Patent pending and/or patent [www.assaabloydss.com/patents](http://www.assaabloydss.com/patents). Copyright © 2025, Hanchett Entry Systems, Inc., an ASSA ABLOY Group company.  
 All rights reserved. Reproduction in whole or in part without the express written permission of Hanchett Entry Systems, Inc. is prohibited.



# 4550

## MS® DEADLOCK LEVER



# 4550

## MS® DEADLOCK LEVER

### 4550 Deadlock Lever

| ITEM | PART NUMBER       | DESCRIPTION                                  | UNITS PKGD | 2025 PRICE |
|------|-------------------|--|------------|------------|
| 1    | 26-0157-MP        | Return spring bushing                        | Pack of 10 | \$45       |
| 2    | S262C10R06N630-MP | #10-32 × 3/8" flat head screw                | Pack of 10 | \$13       |
| 3    | 28-0019-MP        | Handle return spring                         | Pack of 10 | \$48       |
| 4    | S222-06R05N603-MP | #6-32 × 5/16" pan head screw                 | Pack of 10 | \$10       |
| 5    | 22-0656           | Stop plate                                   | Each       | \$10       |
| 6    | 91-0752           | Cam plug assembly kit, clutched MS lever     | Each       | \$105      |
| 7    | S278B06H08        | #6-32 × 1/2" socket head cap screw           | Each       | \$10       |
| 8    | S277-10R12-603-MP | #10-32 × 3/4" pan head SEMS screw            | Pack of 10 | \$11       |
| 9    | 28-0008-MP        | Exit indicator spring                        | Pack of 10 | \$21       |
| 10   | 28-0008-01-MP     | Exit indicator spring for 2 or 3 point locks | Pack of 10 | \$21       |
| 11   | 26-0455-MP        | Exit indicator pin for 2 or 3 point locks    | Pack of 10 | \$105      |
| NS   | 80-0180-455       | Stick-on template                            | Each       | \$17       |
|      | 80-0180-460       | Installation instructions                    | Each       | EMAIL      |

NS = Not shown

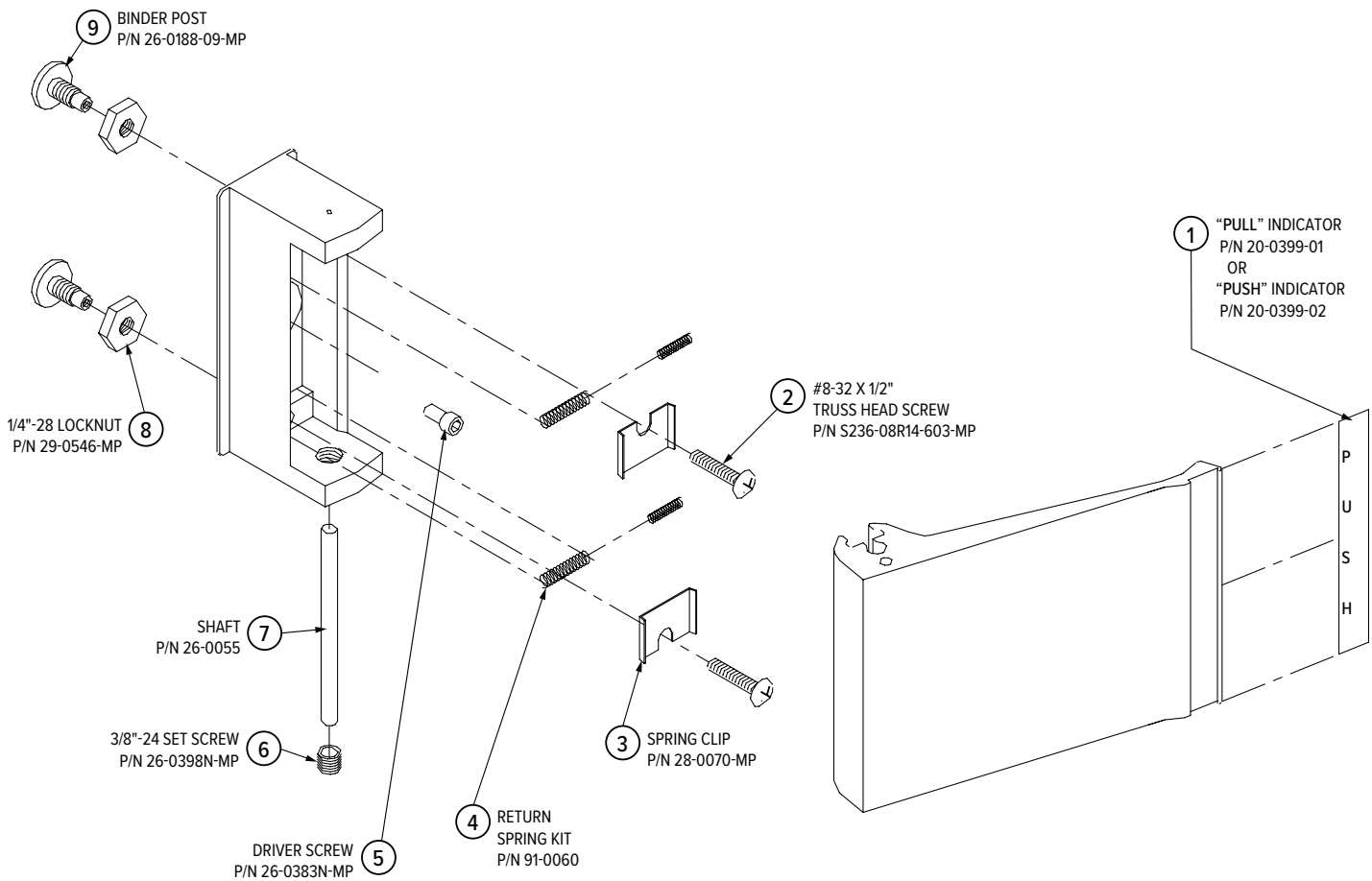
US [adamsrite.com](http://adamsrite.com) | 800.626.7590 | [customerservice.adamsrite@assaabloy.com](mailto:customerservice.adamsrite@assaabloy.com)  
 CANADA [assaabloydss.ca](http://assaabloydss.ca) | 800.461.3007 | [sales.dss.ca@assaabloy.com](mailto:sales.dss.ca@assaabloy.com)

Patent pending and/or patent [www.assaabloydss.com/patents](http://www.assaabloydss.com/patents). Copyright © 2025, Hanchett Entry Systems, Inc., an ASSA ABLOY Group company.  
 All rights reserved. Reproduction in whole or in part without the express written permission of Hanchett Entry Systems, Inc. is prohibited.



# 4590

## DEADLATCH PADDLE



# 4590

## DEADLATCH PADDLE

### 4590 Deadlatch Paddle

| ITEM | PART NUMBER       | DESCRIPTION                                   | UNITS PKGD | 2025 PRICE |
|------|-------------------|---|------------|------------|
| 1    | 20-0399-01        | PULL indicator                                | Each       | \$9        |
|      | 20-0399-02        | PUSH indicator                                |            |            |
| 2    | S236-08R14-603-MP | #8-32 × 1/2" truss head screw with lockwasher | Pack of 10 | \$10       |
| 3    | 28-0070-MP        | Spring clip                                   | Pack of 10 | \$10       |
| 4    | 91-0060           | Return spring kit, includes all four springs  | Each       | \$13       |
| 5    | 26-0383N-MP       | Driver screw                                  | Pack of 10 | \$93       |
| 6    | 26-0398N-MP       | 3/8"-24 set screw                             | Pack of 10 | \$35       |
| 7    | 26-0055           | Shaft   | Each       | \$9        |
| 8    | 29-0546-MP        | 1/4"-28 Locknut                               | Pack of 10 | \$20       |
| 9    | 26-0188-09-MP     | Binder post                                   | Pack of 10 | \$25       |
| NS   | 80-0180-200       | Instruction sheet, 4590                       | Each       | EMAIL      |
|      | 80-0180-201       | Instruction sheet, 4590M                      |            |            |
|      | 80-0180-202       | Instruction sheet, 4590MA                     |            |            |

NS = Not shown

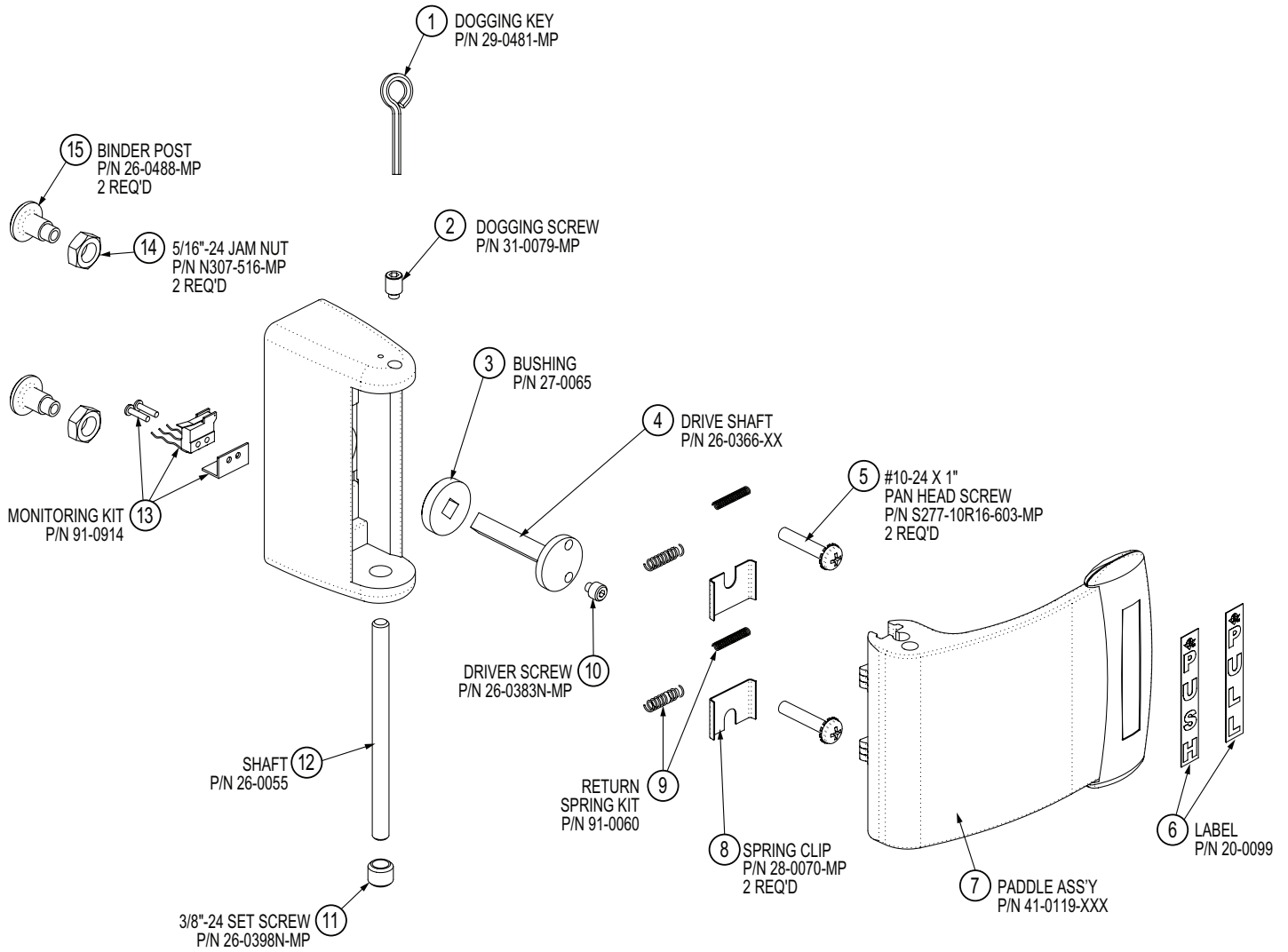
US [adamsrite.com](http://adamsrite.com) | 800.626.7590 | [customerservice.adamsrite@assaabloy.com](mailto:customerservice.adamsrite@assaabloy.com)  
 CANADA [assaabloydss.ca](http://assaabloydss.ca) | 800.461.3007 | [sales.dss.ca@assaabloy.com](mailto:sales.dss.ca@assaabloy.com)

Patent pending and/or patent [www.assaabloydss.com/patents](http://www.assaabloydss.com/patents). Copyright © 2025, Hanchett Entry Systems, Inc., an ASSA ABLOY Group company.  
 All rights reserved. Reproduction in whole or in part without the express written permission of Hanchett Entry Systems, Inc. is prohibited.



# 4591

## DEADLATCH PADDLE



# 4591

## DEADLATCH PADDLE

### 4591 Deadlatch Paddle

| ITEM | PART NUMBER       | DESCRIPTION   | UNITS PKGD | 2025 PRICE |
|------|-------------------|---|------------|------------|
| 1    | 29-0481-MP        | Dogging key   | Pack of 10 | \$40       |
| 2    | 31-0079-MP        | Dogging screw   | Pack of 10 | \$36       |
| 3    | 27-0065           | Bushing   | Each       | \$14       |
| 4    | 26-0366-01        | Drive shaft for 1-3/4" doors                              | Each       | \$18       |
|      | 26-0366-XX        | Drive shaft for doors over 1-3/4", specify door thickness |            |            |
| 5    | S277-10R16-603-MP | #10-24 × 1" truss head screw with lockwasher              | Pack of 10 | \$13       |
| 6    | 20-0099           | "PUSH" & "PULL" indicator label                           | Each       | \$9        |
| 7    | 41-0119-313       | Paddle assembly, 313 finish                               | Each       | \$79       |
|      | 41-0119-335       | Paddle assembly, 335 finish                               |            |            |
|      | 41-0119-628       | Paddle assembly, 628 finish                               |            |            |
| 8    | 28-0070-MP        | Spring clip   | Pack of 10 | \$10       |
| 9    | 91-0060           | Return spring kit, includes all four springs              | Each       | \$13       |
| 10   | 26-0383N-MP       | Driver screw  | Pack of 10 | \$93       |
| 11   | 26-0398N-MP       | 3/8"-24 set screw   | Pack of 10 | \$35       |
| 12   | 26-0055           | Shaft   | Each       | \$9        |
| 13   | 91-0914           | Monitoring kit  | Each       | \$140      |
| 14   | N307-516-MP       | 5/16-24 jam nut   | Pack of 10 | \$10       |
| 15   | 26-0488-MP        | Binder post   | Pack of 10 | \$37       |
| NS   | 80-0180-4591      | Instruction sheet, 4591                                   | Each       | EMAIL      |
|      | 80-0180-4591M     | Instruction sheet, 4591M                                  |            |            |
|      | 80-0180-4591MA    | Instruction sheet, 4591MA                                 |            |            |

NS = Not shown

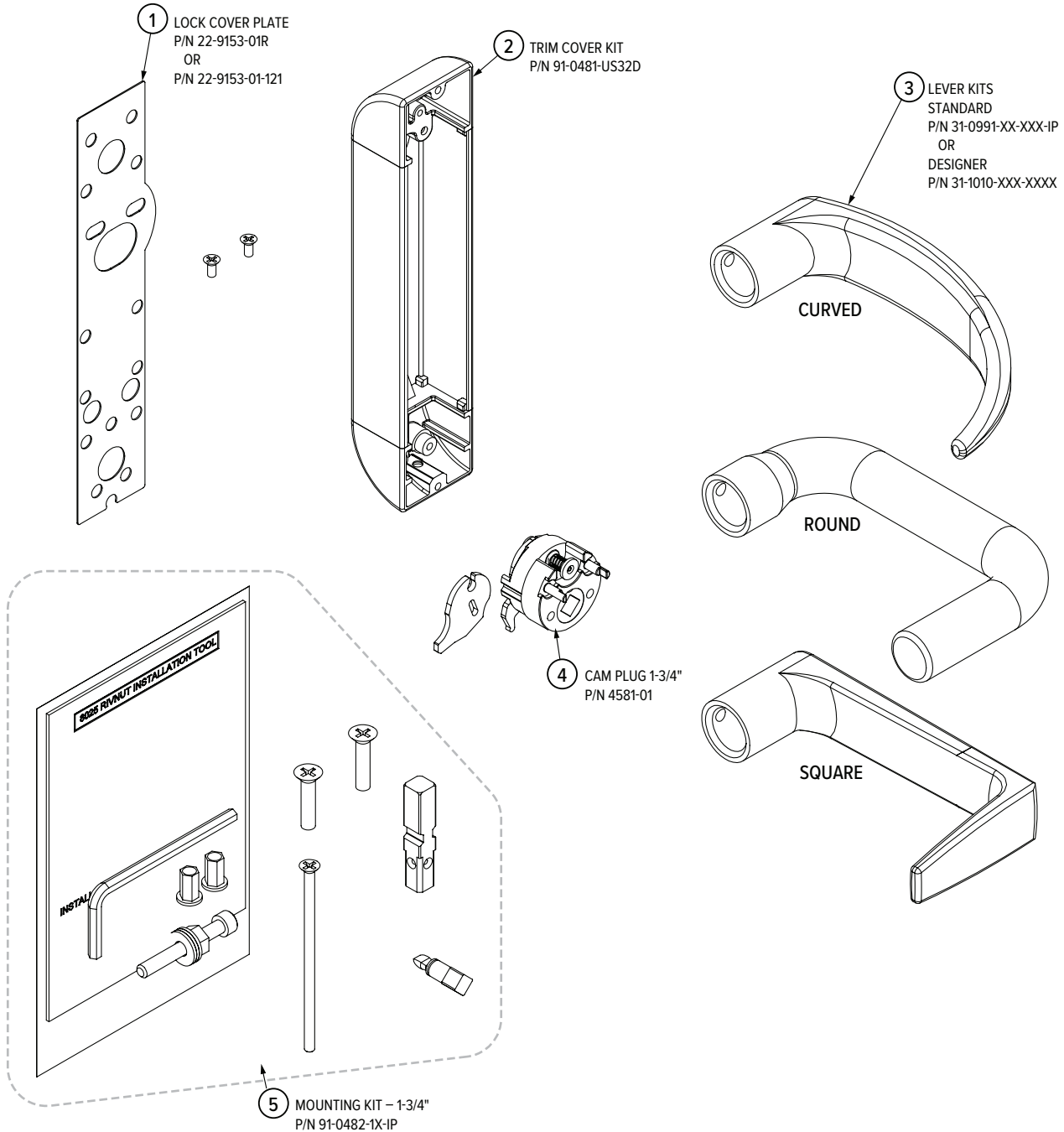
US [adamsrite.com](http://adamsrite.com) | 800.626.7590 | [customerservice.adamsrite@assaabloy.com](mailto:customerservice.adamsrite@assaabloy.com)  
 CANADA [assaabloydss.ca](http://assaabloydss.ca) | 800.461.3007 | [sales.dss.ca@assaabloy.com](mailto:sales.dss.ca@assaabloy.com)

Patent pending and/or patent [www.assaabloydss.com/patents](http://www.assaabloydss.com/patents). Copyright © 2025, Hanchett Entry Systems, Inc., an ASSA ABLOY Group company.  
 All rights reserved. Reproduction in whole or in part without the express written permission of Hanchett Entry Systems, Inc. is prohibited.



# 4600

## HEAVY DUTY DEADLATCH HANDLES





# 4600 HEAVY DUTY DEADLATCH HANDLES

## 4600 Series Heavy Duty Designer Deadlatch Handles

| ITEM | PART NUMBER          | DESCRIPTION   | UNITS PKGD | 2025 PRICE |
|------|----------------------|---|------------|------------|
| 1    | 22-9153-01R          | Lock cover plate, shim, US32D (630) finish                          | Each       | \$14       |
|      | 22-9153-01-121       | Lock cover plate, shim, 121 finish                                  | Each       | \$16       |
| 2    | 91-0481-US32D        | Trim cover kit, US32D (630) finish                                  | Each       | \$80       |
| 3    | 31-0991-02-10B-IP    | Round lever kit, US10B (613) finish                                 | Each       | \$115      |
|      | 31-0991-02-630-IP    | Round lever kit, US32D (630) finish                                 |            |            |
|      | 31-0991-03-10B-IP    | Square lever kit, US10B (613) finish                                |            |            |
|      | 31-0991-03-630-IP    | Square lever kit, US32D (630) finish                                |            |            |
|      | 31-0991-01-10B-IP    | Curved lever kit, US10B (613) finish                                |            |            |
|      | 31-0991-01-630-IP    | Curved lever kit, US32D (630) finish                                |            |            |
|      | 31-1010-MD0-10B      | Designer lever kit, Centro Series MD, 10B (613) finish              | Each       | \$179      |
|      | 31-1010-MD0-US32D-IP | Designer lever kit, Centro Series MD, US32D (630) finish            |            |            |
|      | 31-1010-ME0-10B      | Designer lever kit, Aventura Series ME, 10B (613) finish            |            |            |
|      | 31-1010-ME0-US32D-IP | Designer lever kit, Aventura Series ME, US32D (630) finish          |            |            |
|      | 31-1010-MG0-10B      | Designer lever kit, Aventura Series MG, 10B (613) finish            |            |            |
|      | 31-1010-MG0-US32D-IP | Designer lever kit, Aventura Series MG, US32D (630) finish          |            |            |
|      | 31-1010-MI0-US32D-IP | Designer lever kit, Aventura Series MI, 10B (613) finish            |            |            |
|      | 31-1010-MI0-US32D-IP | Designer lever kit, Aventura Series MI, US32D (630) finish          |            |            |
|      | 31-1010-MJ0-10B      | Designer lever kit, Centro Series MJ, 10B (613) finish              |            |            |
|      | 31-1010-MJ0-US32D-IP | Designer lever kit, Centro Series MJ, US32D (630) finish            |            |            |
|      | 31-1010-MN7-10B      | Designer lever kit, Odeon Series MN, left hand, 10B (613) finish    |            |            |
|      | 31-1010-MN7-US32D-IP | Designer lever kit, Odeon Series MN, left hand, US32D (630) finish  |            |            |
|      | 31-1010-MN8-10B      | Designer lever kit, Odeon Series MN, right hand, 10B (613) finish   |            |            |
|      | 31-1010-MN8-US32D-IP | Designer lever kit, Odeon Series MN, right hand, US32D (630) finish |            |            |
|      | 31-1010-MV7-10B-I    | P Designer lever kit, Odeon Series MV, left hand, 10B (613) finish  |            |            |
|      | 31-1010-MV7-US32D-IP | Designer lever kit, Odeon Series MV, left hand, US32D (630) finish  |            |            |
|      | 31-1010-MV8-10B      | Designer lever kit, Odeon Series MV, right hand, 10B (613) finish   |            |            |
|      | 31-1010-MV8-US32D-IP | Designer lever kit, Odeon Series MV, right hand, US32D (630) finish |            |            |
|      | 31-1010-MW0-10B      | Designer lever kit, Aventura Series MW, 10B (613) finish            |            |            |
|      | 31-1010-MW0-US32D-IP | Designer lever kit, Aventura Series MW, US32D (630) finish          |            |            |
| 4    | 4581-01              | Cam plug 1-3/4"   | Each       | \$34       |
| 5    | 91-0482-11-IP        | Mounting kit, 1-3/4" door thickness                                 | Each       | \$74       |
|      | 91-0482-12-IP        | Mounting kit, 2" door thickness                                     | Each       | \$73       |
|      | 91-0482-13-IP        | Mounting kit, 2-1/4" door thickness                                 | Each       | \$74       |
|      | 91-0482-14-IP        | Mounting kit, 2-1/2" door thickness                                 | Each       | \$73       |
| NS   | 80-0180-417          | Installation instructions   | Each       | EMAIL      |
|      | 80-0180-416          | Template  |            |            |

NS = Not shown

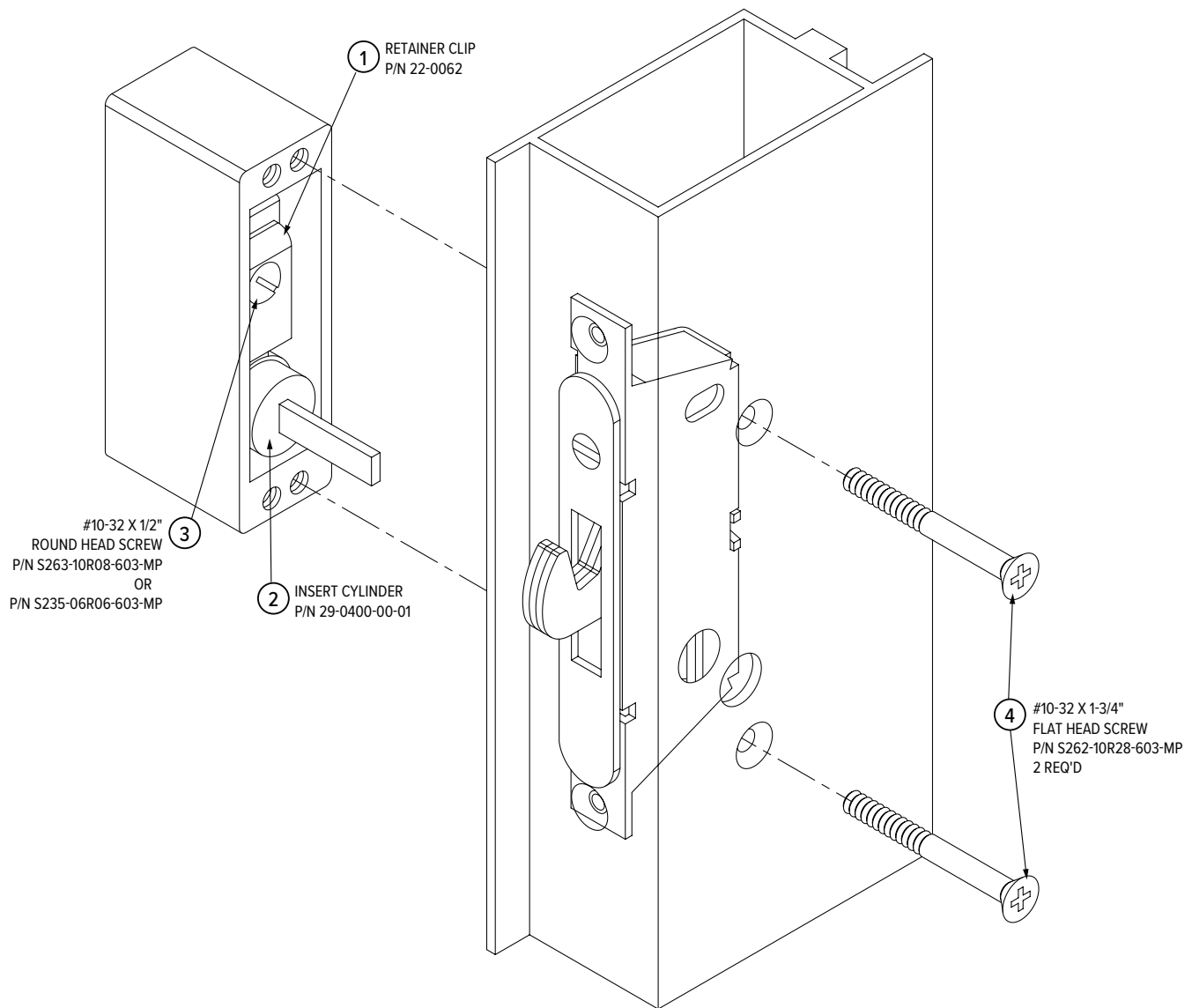
US [adamsrite.com](http://adamsrite.com) | 800.626.7590 | [customerservice.adamsrite@assaabloy.com](mailto:customerservice.adamsrite@assaabloy.com)  
 CANADA [assaabloydss.ca](http://assaabloydss.ca) | 800.461.3007 | [sales.dss.ca@assaabloy.com](mailto:sales.dss.ca@assaabloy.com)

Patent pending and/or patent [www.assaabloydss.com/patents](http://www.assaabloydss.com/patents). Copyright © 2025, Hanchett Entry Systems, Inc., an ASSA ABLOY Group company.  
 All rights reserved. Reproduction in whole or in part without the express written permission of Hanchett Entry Systems, Inc. is prohibited.



# 4024/4025/4026

## CYLINDER PULLS



# 4024/4025/4026

## CYLINDER PULLS

### 4024/4025/4026 Cylinder Pulls

| ITEM | PART NUMBER       | DESCRIPTION  | UNITS PKGD | 2025 PRICE |
|------|-------------------|--|------------|------------|
| 1    | 22-0062           | Retainer clip  | Each       | \$9        |
| 2    | 29-0400-00-01     | Insert cylinder, keyed different                       | Each       | \$42       |
| 3    | S263-10R08-603-MP | #10-32 × 1/2" round head screw                         | Pack of 10 | \$10       |
|      | S235-06R06-603-MP | #6-32 × 3/8" flat head undercut screw (4024)           | Pack of 10 | \$9        |
| 4    | S262-10R28-603-MP | #10-32 × 1-3/4" flat head screw, 4025/4026             | Pack of 10 | \$11       |
| NS   | 26-0252-50-130    | Mounting screws — 4025 cylinder × cylinder, 2 required | Each       | \$14       |

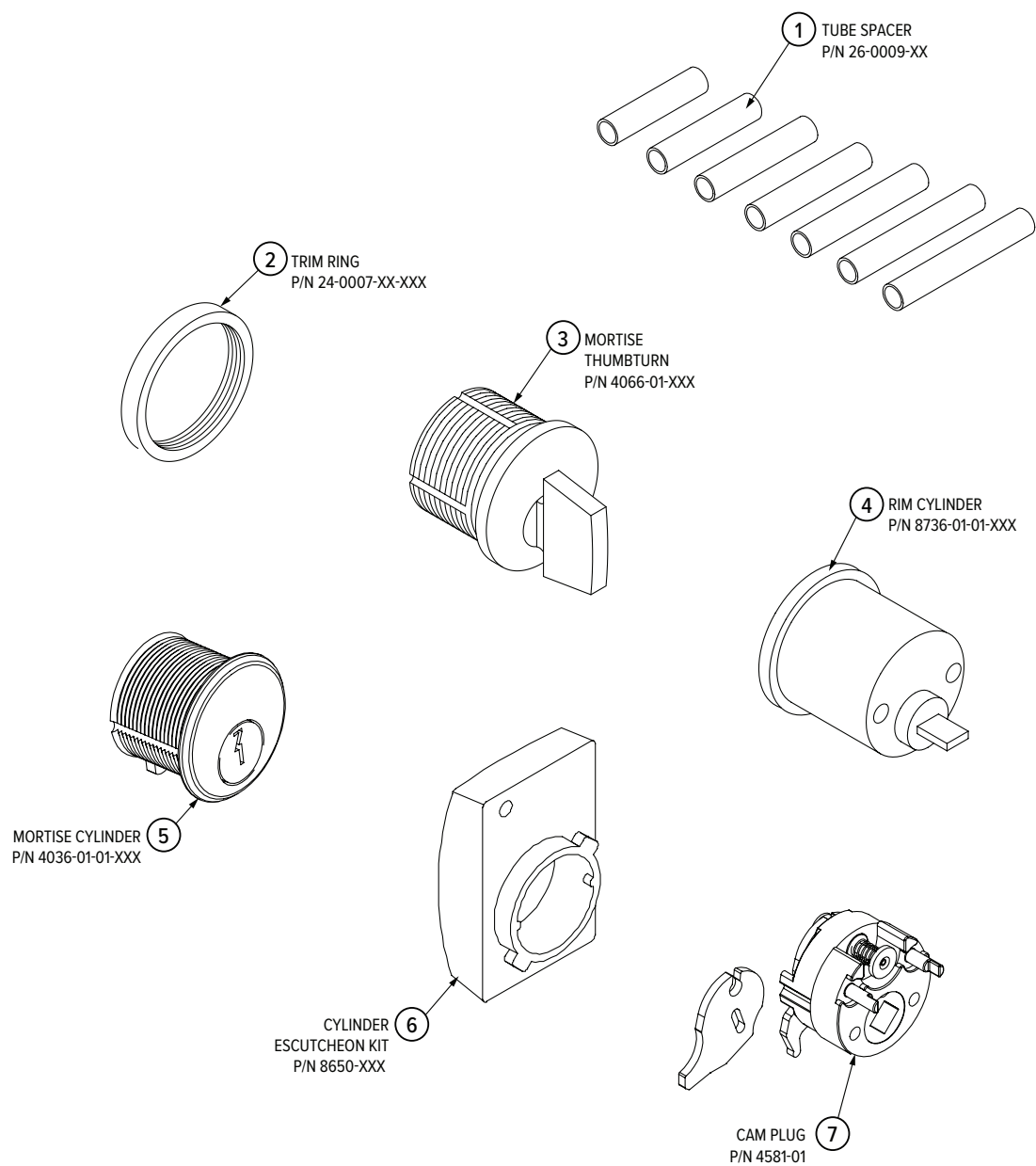
NS = Not shown

US [adamsrite.com](http://adamsrite.com) | 800.626.7590 | [customerservice.adamsrite@assaabloy.com](mailto:customerservice.adamsrite@assaabloy.com)  
 CANADA [assaabloydss.ca](http://assaabloydss.ca) | 800.461.3007 | [sales.dss.ca@assaabloy.com](mailto:sales.dss.ca@assaabloy.com)

Patent pending and/or patent [www.assaabloydss.com/patents](http://www.assaabloydss.com/patents). Copyright © 2025, Hanchett Entry Systems, Inc., an ASSA ABLOY Group company.  
 All rights reserved. Reproduction in whole or in part without the express written permission of Hanchett Entry Systems, Inc. is prohibited.



# Accessories & Cylinders



# Accessories & Cylinders

## Accessories

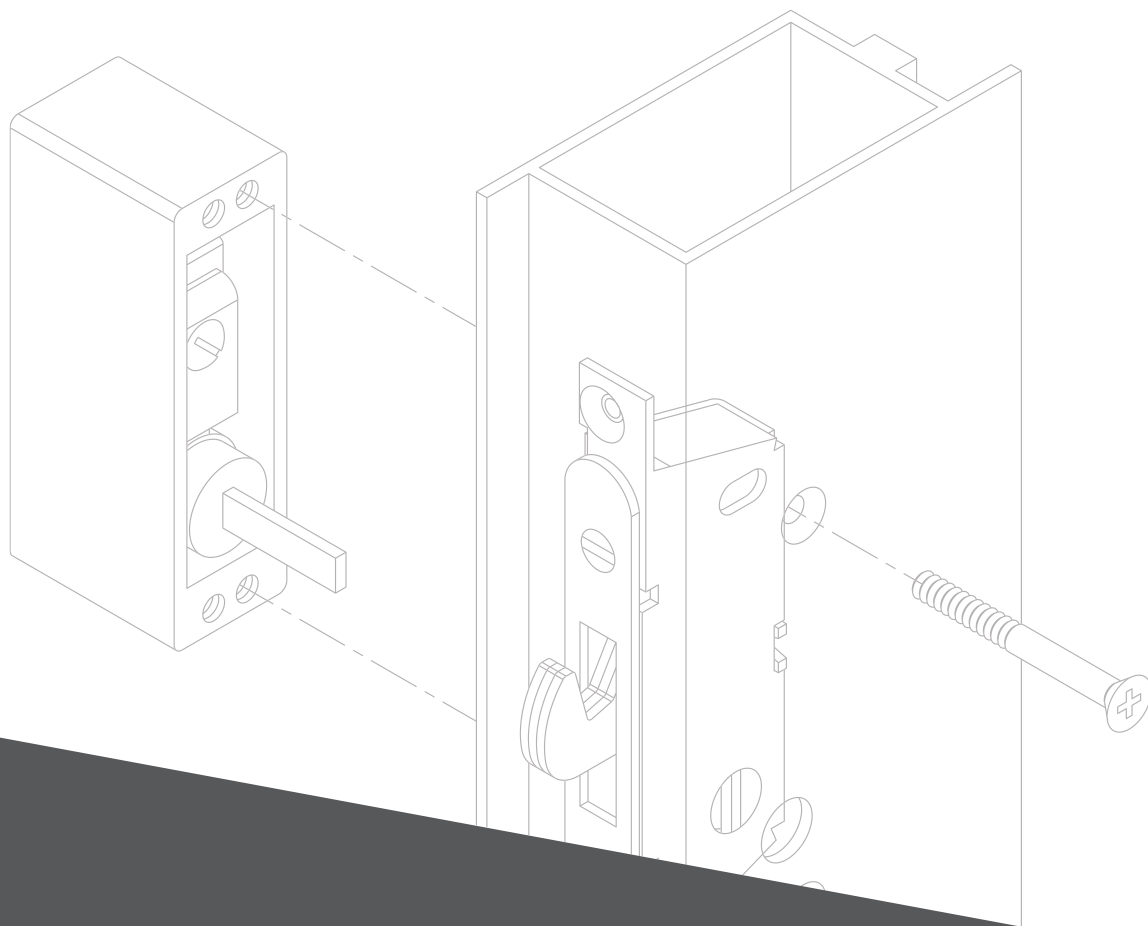
| ITEM | PART NUMBER    | DESCRIPTION                                 | UNITS PKGD | 2025 PRICE |
|------|----------------|---|------------|------------|
| 1    | 26-0009-44     | Tube spacer 1-3/8"                          | Each       | \$19       |
|      | 26-0009-46     | Tube spacer 1-7/16"                         |            |            |
|      | 26-0009-50     | Tube spacer 1-9/16"                         |            |            |
|      | 26-0009-52     | Tube spacer 1-5/8"                          |            |            |
|      | 26-0009-57     | Tube spacer 1-25/32"                        |            |            |
|      | 26-0009-62     | Tube spacer 1-15/16"                        |            |            |
|      | 26-0009-64     | Tube spacer 2"                              |            |            |
|      | 26-0009-164    | Tube spacer 1-41/64"                        |            |            |
| 2    | 24-0007-02-628 | Trim ring, 1/8", 628 finish                 | Each       | \$16       |
|      | 24-0007-03-628 | Trim ring, 3/16", 628 finish                |            |            |
|      | 24-0007-04-313 | Trim ring, 1/4", 313 finish                 |            |            |
|      | 24-0007-04-628 | Trim ring, 1/4", 628 finish                 |            |            |
|      | 24-0007-09-313 | Trim ring, 3/8", 313 finish                 |            |            |
|      | 24-0007-09-628 | Trim ring, 3/8", 628 finish                 |            |            |
| 3    | 4066-01-130    | Mortise thumbturn, 130 finish               | Each       | EMAIL      |
|      | 4066-01-313    | Mortise thumbturn, 313 finish               |            |            |
|      | 4066-01-335    | Mortise thumbturn, 335 finish               |            |            |
| 4    | 8736-01-01-313 | Rim cylinder, 313 finish                    | Each       | EMAIL      |
|      | 8736-01-01-335 | Rim cylinder, 335 finish                    |            |            |
|      | 8736-01-01-628 | Rim cylinder, 628 finish                    |            |            |
| 5    | 4036-01-01-313 | Mortise cylinder, 313 finish                | Each       | \$57       |
|      | 4036-01-01-335 | Mortise cylinder, 335 finish                |            |            |
|      | 4036-01-01-628 | Mortise cylinder, 628 finish                |            |            |
| 6    | 8650-119       | Cylinder escutcheon kit, 119 finish         | Each       | EMAIL      |
|      | 8650-121       | Cylinder escutcheon kit, 121 finish         |            |            |
|      | 8650-130       | Cylinder escutcheon kit, 130 finish         |            |            |
|      | 8650-US4       | Cylinder escutcheon kit, US4 (606) finish   |            |            |
|      | 8650-US32      | Cylinder escutcheon kit, US32 (629) finish  |            |            |
|      | 8650-US32D     | Cylinder escutcheon kit, US32D (630) finish |            |            |
| 7    | 4581-01        | Cam plug 1-3/4"                             | Each       | EMAIL      |

EMAIL = For current pricing and availability.

US [adamsrite.com](http://adamsrite.com) | 800.626.7590 | [customerservice.adamsrite@assaabloy.com](mailto:customerservice.adamsrite@assaabloy.com)  
 CANADA [assaabloydss.ca](http://assaabloydss.ca) | 800.461.3007 | [sales.dss.ca@assaabloy.com](mailto:sales.dss.ca@assaabloy.com)

Patent pending and/or patent [www.assaabloydss.com/patents](http://www.assaabloydss.com/patents). Copyright © 2025, Hanchett Entry Systems, Inc., an ASSA ABLOY Group company.  
 All rights reserved. Reproduction in whole or in part without the express written permission of Hanchett Entry Systems, Inc. is prohibited.





USA

800.626.7590 | f: 800.232.7329 | [adamsrite.com](http://adamsrite.com)

[customerservice.adamsrite@assaabloy.com](mailto:customerservice.adamsrite@assaabloy.com)

[techsupport.adamsrite@assaabloy.com](mailto:techsupport.adamsrite@assaabloy.com)

[orders.adamsrite@assaabloy.com](mailto:orders.adamsrite@assaabloy.com)

Canada

800.461.3007 | f: 800.461.8989 | [assaabloydss.ca](http://assaabloydss.ca)

[sales.dss.ca@assaabloy.com](mailto:sales.dss.ca@assaabloy.com)

[orders.dss.ca@assaabloy.com](mailto:orders.dss.ca@assaabloy.com)

Printed in the U.S.A.

Patent pending and/or patent [www.assaabloydss.com/patents](http://www.assaabloydss.com/patents).

Copyright © 2025, Hanchett Entry Systems, Inc., an ASSA ABLOY Group company. All rights reserved. Reproduction in whole or in part without the express written permission of Hanchett Entry Systems, Inc. is prohibited. AR-091-0425



**ASSA ABLOY**

Experience a safer  
and more open world