

# MLX Series Cylindrical Lever Locks

## Professional Replacement Products



The MLX Series is a robust Grade 2 lockset featuring a Freewheeling Lever for abuse resistance, four screw lockset install for quick installation and a 10 Year Mechanical Warranty. The perfect solution for replacing or upgrading locksets in commercial applications.

### Features:

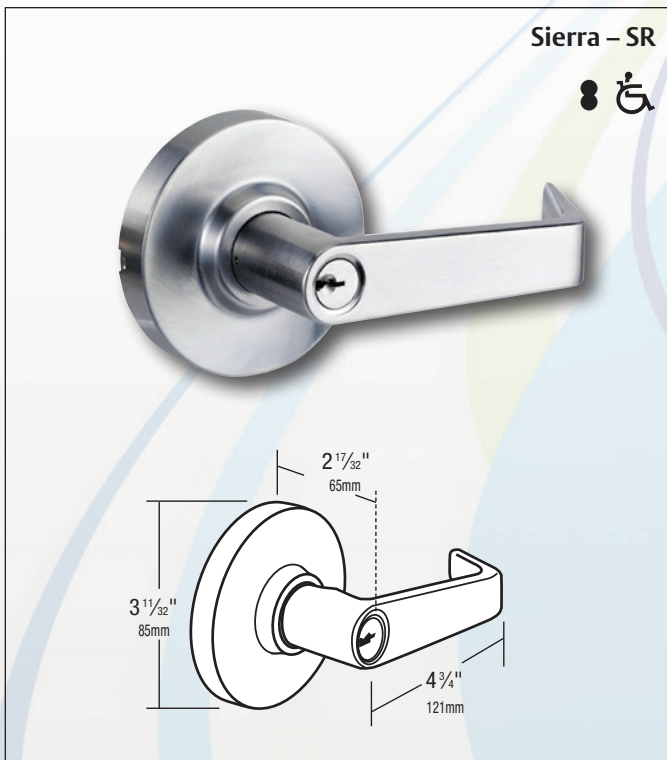
- Door Preparation** – Requires standard 2-1/8" (54mm) bore through door.
- Backset** – 2-3/4" (70mm) standard. 2-3/8" (60mm) backset latch available separately.
- Door Thickness** – Fits 1-3/8" (35mm) to 1-3/4" (44mm) doors standard.
- Latch** – Stainless Steel 1/2" (13mm) throw, UL Listed, guarded latchbolt on all locking functions.
- Latch Front** – 1-1/8" x 2-1/4" for 2-3/4" (70mm) backset.
- Exposed Trim** – MLX Levers are pressure cast zinc measuring 4-3/4" (121mm) in length. MLX Roses are wrought brass 3-11/32" (85mm) diameter. Total projection from face of door is 2-17/32" (65mm).

- Freewheeling Lever**
- Warranty** – Ten Year Warranty
- Handing** – Non-handed
- Packaging** – 6 per case
- Strike** – 4-7/8" ANSI (124mm)
- Cylinder** – Standard: solid brass, 6-pin, keyed different, Arrow A or Schlage C keyway. Optional: prep for small or large format interchangeable core cylinder (cylinder not included).
- Keys** – 2 brass keys

### Finishes:

	BHMA	U.S. Equiv.	Arrow Equiv.	Finish
<b>1</b>	605	US3	03	Bright Brass
<b>3</b>	613E	US10BE	613E	Dark Oxide Satin Bronze Equivalent
<b>5</b>	626	US26D	26D	Satin Chromium Plated

### Design:



### Certification & Compliance:

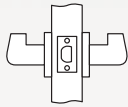
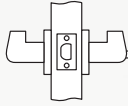

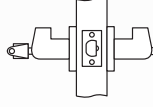
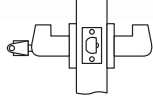
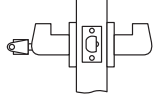


- Arrow MLX Series Cylindrical Lever Locks are BHMA Grade 2 Certified, ANSI/BHMA A156.2, Series 4000
- All Arrow MLX Series Locks are U.L. and c.U.L. list for use on 3 hour, A label or lesser doors
- Meets American with Disabilities Act Requirements

Experience a safer and more open world

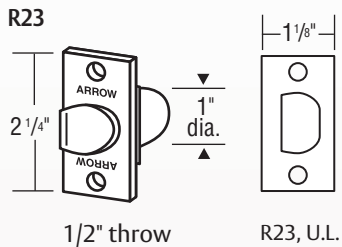


### Functions:

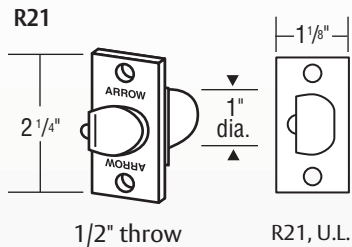
ARROW STANDARD	FUNCTION		DESCRIPTION
MLX01	Passage		Latchbolt operated by lever either side.
MLX72	Privacy		Latch operated by lever either side except when outside lever is locked by pushing inside button. Outside lever unlocked by turning inside lever, using emergency key, or closing door. Inside lever always operates latch.
MLX08	1/2 Dummy Trim		Rigid trim for one side of door only. Used as pull or to match active trim.
MLX81	Entrance		Latchbolt operated by lever either side except when outside lever is locked by turn-button inside. When outside lever is locked, latchbolt operated by key outside or turning inside lever. Inside button must be manually released.
MLX82	Storeroom		Outside lever always locked. Latchbolt operated by key in outside lever, or by turning inside lever.
MLX87	Classroom		Latchbolt operated by lever either side except when key outside locks outside lever. Inside lever always free. Key outside locks/unlocks outside lever only.

### Latches & Strikes:

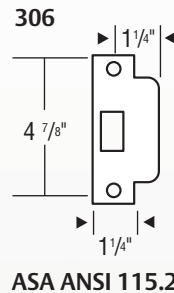
#### Spring Latches 2-3/4" Backset



#### Dead Latches 2-3/4" Backset

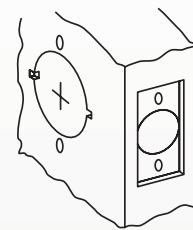


#### Strikes Standard with MLX Series



### Installation:

161 prep for retrofit and secure installation.



### Order Example:

**Example:** To order a MLX Series entry function lockset with a Sierra design lever, satin stainless steel finish, with an R21 strike, and 2-3/4" deadlocking latch, keyed different:

Specify:

Standard:	<u>MLX</u>	<u>81</u>	<u>SB</u>	<u>26D</u>	<u>306</u>	<u>R21</u>	<u>KD</u>	<u>XXX</u>
	Series	Function	Design	Finish	Strike	Latch	Keying	Options (if required)