

QL Series Cylindrical Lever Locks

Professional Replacement Products



The QL Series is a robust Grade 1 lockset featuring a Freewheeling Lever for abuse resistance, four screw lockset install for quick installation and a 10 Year Mechanical Warranty. The perfect solution for replacing or upgrading locksets in commercial applications.

Features:

Door Preparation – Requires standard 2-1/8" (54mm) bore through door.

Backset – 2-3/4" (70mm)

Door Thickness – Fits 1-3/8" (35mm) to 1-3/4" (44mm) doors standard.

Latch – Stainless Steel 1/2" (13mm) throw, UL Listed, guarded latchbolt on all locking functions

Latch Front – 1-1/8" x 2-1/4" for 2-3/4" (70mm) backset.

Exposed Trim – QL Levers are pressure cast zinc measuring 4-3/4" (121mm) in length. QL Roses are wrought brass 3-11/32" (85mm) diameter. Total projection from face of door is 2-17/32" (65mm).

Freewheeling Lever

Warranty – Ten Year Warranty

Finishes:

	BHMA	U.S. Equiv.	Arrow Equiv.	Finish
1	605	US3	03	Bright Brass
3	613E	US10BE	613E	Dark Oxide Satin Bronze Equivalent
5	626	US26D	26D	Satin Chromium Plated

Handing – Non-handed

Packaging – 6 per case

Strike – 4-7/8" ANSI (124mm)

Cylinder – Standard: solid brass, 6-pin, keyed different, Arrow A or Schlage C keyway. Optional: prep for small or large format interchangeable core cylinder (cylinder not included).

Keys – 2 brass keys



Certification & Compliance:

- Arrow QL Series Cylindrical Lever Locks are BHMA Grade 1 Certified, ANSI/BHMA A156.2, Series 4000
- All Arrow QL Series Locks are U.L. and c.U.L. list for use on 3 hour, A label or lesser doors
- Meets American with Disabilities Act Requirements

Design:

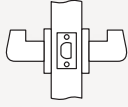
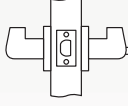
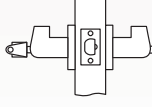
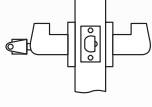
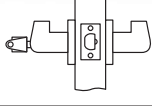
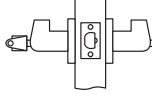


Experience a safer and more open world



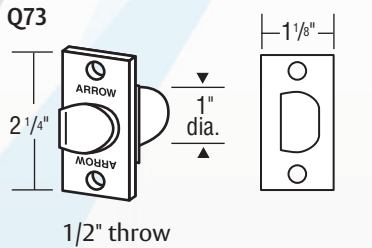
ASSA ABLOY

Functions:

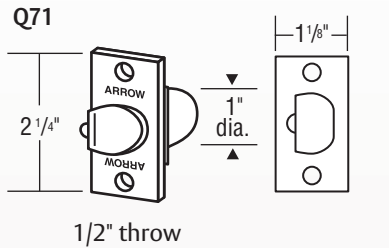
ARROW STANDARD	FUNCTION		DESCRIPTION
QL01	Passage		Latchbolt operated by lever either side.
QL72	Privacy		Latch operated by lever either side except when outside lever is locked by pushing inside button. Outside lever unlocked by turning inside lever, using emergency key, or closing door. Inside lever always operates latch.
QL81	Entrance		Latchbolt operated by lever either side except when outside lever is locked by turn-button inside. When outside lever is locked, latchbolt operated by key outside or turning inside lever. Inside button must be manually released.
QL82	Storeroom		Outside lever always rigid. Latchbolt operated by key in outside lever, or by turning inside lever.
QL87	Classroom		Latchbolt operated by lever either side except when key outside locks outside lever. Inside lever always free. Key outside locks/unlocks outside lever only.
QL97	Intruder Classroom		Deadlocking latch bolt operated by lever from either side. Key either inside or outside locks or unlocks outside lever. Inside lever always operates latchbolt.

Latches & Strikes:

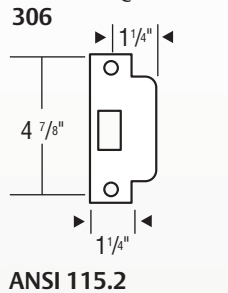
Spring Latches 2-3/4" Backset



Dead Latches 2-3/4" Backset

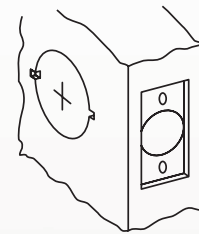


Strikes Standard with QL Series



Installation:

161 prep for retrofit and secure installation.



Order Example:

Example: To order a QL Series entry function lockset with a Sierra design lever, satin stainless steel finish, with an Q71 strike, and 2-3/4" deadlocking latch, keyed different:

Specify:

Standard:	<u>QL</u>	<u>81</u>	<u>SR</u>	<u>26D</u>	<u>306</u>	<u>Q71</u>	<u>KD</u>	<u>XXX</u>
	Series	Function	Design	Finish	Strike	Latch	Keying	Options (if required)