

The RKN Series is a professional replacement cylindrical knob lock with a variety of finishes and functions to choose from. Offering an economical value, the RKN is ideal for multi-family housing and light commercial applications.



Features

Construction

Cold rolled steel with zinc dichromate finish for corrosion resistance. Fits standard 2-1/8" (54mm) bore through hole.

Door Thickness

1-3/8" to 1-3/4" (35mm to 44mm). Factory set to 1-3/4".

Backset

2-3/8" (60mm) or 2-3/4" (70mm).

Latch

Stainless Steel 1/2" (13mm) throw, guarded latchbolt on all locking functions.

Latch Front

2-3/8" Backset: 1" x 2-1/4" (25mm x 57mm)

2-3/4" Backset: 1-1/8" x 2-1/4" (29mm x 57mm)

Exposed Trim

RKN Roses are wrought brass or stainless steel 2-9/16" (65mm) diameter. Total projection from face of door is 2-3/4" (70mm).

Strike

T-strike standard 2-3/4" x 1-1/8" (70mm x 29mm). ANSI curved, full lip, and radius strikes available.

Cylinder and Keys

Solid brass 6-pin cylinder, pinned 5. Two brass keys furnished standard. Arrow "A" or Schlage "C" keyway available. Optional SFIC lock prep available (less core).

Handing

Non-handed.

Packaging

12 per case.

Warranty

5 years.

Specifications

ANSI/BHMA

Certified ANSI/BHMA A156.2 Series 4000, Grade 2.

Federal

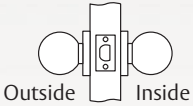
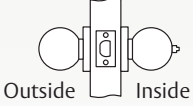
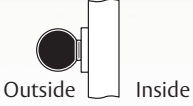
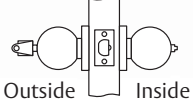
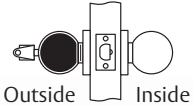
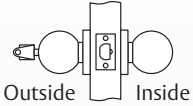
Meets FF-H-106C.


UL/cUL

All locks listed for 3-hour A label single door, 4' x 8'.

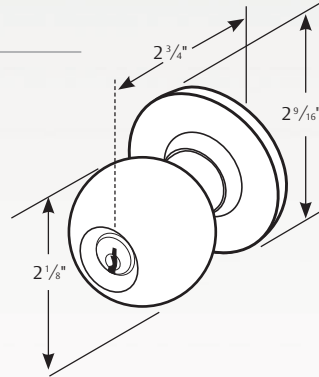
Finishes

Description	BHMA	US
Bright Brass	605	US3
Dark Oxidized Satin Bronze, equivalent	613E	US10BE
Satin Stainless Steel	630	US32D

Model No.	Function
RKN01	 <p>Passage (F75)</p> <ul style="list-style-type: none"> • Latch always operated by knob either side.
RKN02	 <p>Privacy (F76A)</p> <ul style="list-style-type: none"> • Latch operated by knob either side except when outside knob is locked by pushing inside button. • Outside knob unlocked by turning inside knob, using emergency key, or closing door. • Inside knob always operates latch.
RKN08	 <p>Dummy</p> <ul style="list-style-type: none"> • Rigid knob for one side of door. No operation.
RKN11	 <p>Entry (F109)</p> <ul style="list-style-type: none"> • Deadlocking latch operated by knob either side except when outside knob is locked by pushing inside turn button. • Outside knob unlocked by outside key or turning inside knob. • Outside knob may be retained in locked position by pushing and rotating inside turn button. Outside knob is not unlocked until turn button is manually rotated to unlocked position. • Inside knob always operates latch.
RKN12	 <p>Storeroom (F86)</p> <ul style="list-style-type: none"> • Deadlocking latch operated by outside key or inside knob. • Outside knob always locked. • Inside knob always operates latch.
RKN17	 <p>Classroom (F84)</p> <ul style="list-style-type: none"> • Deadlocking latch operated by knob either side except when outside knob is locked by outside key. • Key unlocks outside knob. • Inside knob always operates latch.

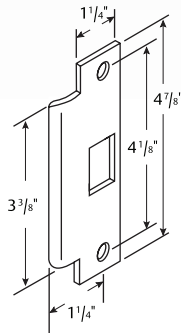
 Indicates knob rigid at all times.

BD Trim
Ball Knob

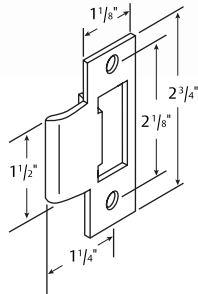


• SFIC lock prep available.

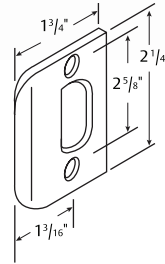
ANSI Strike
306



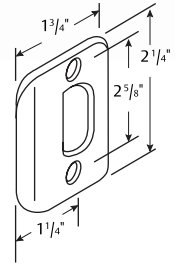
T-Strike
300



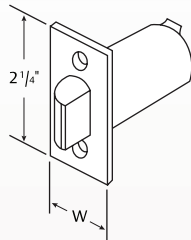
Full Lip Strike
302



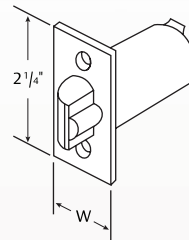
Radius Strike
303



Unguarded Latch



Guarded Latch



Latch Options

Backset	W	Unguarded	Guarded
2 3/8"	1"	L23	L24
2 3/4"	1 1/8"	L35	L36

How to Order

Series	Function	Trim Design	Finish	Strike	Latch	Keyway	Keying
RKN	11	BD	630	300	L24	AR	KD