

The RLN Series is a professional replacement cylindrical lever lock with removable thru-bolts and a wide variety of designs, finishes and functions to choose from. Offering an economical value, the RLN is ideal for multi-family housing and light commercial applications.

The RLN Series offers additional flexibility for Grade 2 applications by providing an adjustable latchbolt standard with all RLN Series levers. The latchbolt adjusts from 2-3/8" to 2-3/4" backset. No matter the backset, the RLN provides a flexible option right out of the box.



## Features

### Construction

Cold rolled steel with zinc dichromate finish for corrosion resistance. Fits standard 2-1/8" (54mm) bore through hole.

### Door Thickness

1-3/8" to 2" (35mm to 51mm). Factory set to 1-3/4".

### Backset

Adjustable 2-3/8" (60mm) to 2-3/4" (70mm). Factory set to 2-3/4". Optional fixed backset latches available.

### Patented Latch

Stainless Steel 1/2" (13mm) throw, guarded latchbolt on all locking functions.

### Latch Front

1" x 2-1/4" (25mm x 57mm) floating front. Includes factory-installed filler for 1-1/8" (29mm) door prep.

### Exposed Trim

Levers are pressure cast zinc measuring 4-15/16" (125mm) in length. Roses are wrought brass or stainless steel 3-1/2" (89mm) diameter. Total projection from face of door is 2-9/16" (65mm).

### Strike

ANSI curved lip 4-7/8" x 1-1/4" (124mm x 32mm) standard. T-strike, full lip, and radius strikes available.

### Cylinder and Keys

Solid brass 6 pin cylinder. Two brass keys furnished standard. Arrow "A" or Schlage "C" keyway available. Optional SFIC lock prep available (less core).

### Handing

Non-handed.

### Thru-bolts

Removable thru-bolts standard on RLN Series.

### Packaging

6 per case.

### Warranty

5 years.

Experience a safer  
and more open world

## Specifications

### ANSI/BHMA

Certified ANSI/BHMA A156.2 Series 4000, Grade 2.

### Federal

Meets FF-H-106C.

### California State Reference Code

All levers comply, levers return to within 1/2" (33mm) of door face.

### UL/cUL

All locks listed for 3-hour A label single door, 4' x 8'.

### ADA

Meets guidelines of the Americans with Disabilities Act.

### Windstorm

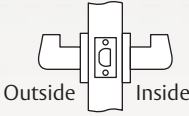
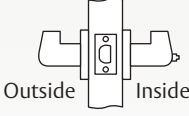
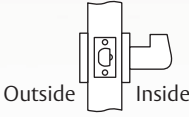
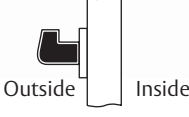
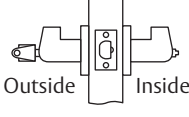
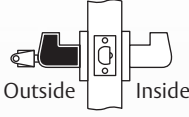
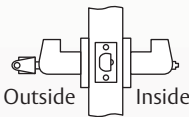
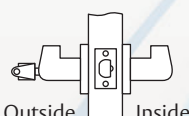
Certified, refer to local codes.


## Finishes

Description	BHMA	US
Bright Brass	605	US3
Dark Oxidized Satin Bronze, equivalent	613E	US10BE
Satin Chromium Plated	626	US26D

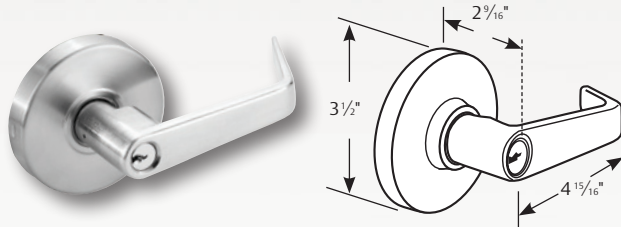


**ASSA ABLOY**

Model No.	Function
RLN01	 <p><b>Passage (F75)</b></p> <ul style="list-style-type: none"> <li>• Latch always operated by lever either side.</li> </ul>
RLN02	 <p><b>Privacy (F76A)</b></p> <ul style="list-style-type: none"> <li>• Latch operated by lever either side except when outside lever is locked by pushing inside button.</li> <li>• Outside lever unlocked by turning inside lever, using emergency key, or closing door.</li> <li>• Inside lever always operates latch.</li> </ul>
RLN03	 <p><b>Communicating (F111)</b></p> <ul style="list-style-type: none"> <li>• Deadlocking latch operated by inside lever only.</li> <li>• Blank rose outside.</li> </ul>
RLN08	 <p><b>Dummy</b></p> <ul style="list-style-type: none"> <li>• Rigid lever for one side of door. No operation.</li> </ul>
RLN11	 <p><b>Entry x Turn Button (F109)</b></p> <ul style="list-style-type: none"> <li>• Deadlocking latch operated by lever either side except when outside lever is locked by pushing inside turn button.</li> <li>• Outside lever unlocked by outside key or turning inside lever.</li> <li>• Outside lever may be retained in locked position by pushing and rotating inside turn button. Outside lever is not unlocked until turn button is manually rotated to unlocked position.</li> <li>• Inside lever always operates latch.</li> </ul>
RLN12	 <p><b>Storeroom (F86)</b></p> <ul style="list-style-type: none"> <li>• Deadlocking latch operated by outside key or inside lever.</li> <li>• Outside lever always locked.</li> <li>• Inside lever always operates latch.</li> </ul>
RLN13	 <p><b>Entry x Push Button (F82A)</b></p> <ul style="list-style-type: none"> <li>• Deadlocking latch operated by lever either side except when outside lever is locked by pushing inside button.</li> <li>• Outside lever unlocked by outside key or turning inside lever.</li> <li>• Push button automatically releases when inside lever is turned or key is rotated in locked outside lever.</li> <li>• Inside lever always operates latch.</li> </ul>
RLN17	 <p><b>Classroom (F84)</b></p> <ul style="list-style-type: none"> <li>• Deadlocking latch operated by lever either side except when outside lever is locked by outside key.</li> <li>• Key unlocks outside lever.</li> <li>• Inside lever always operates latch.</li> </ul>

 Indicates lever rigid at all times.

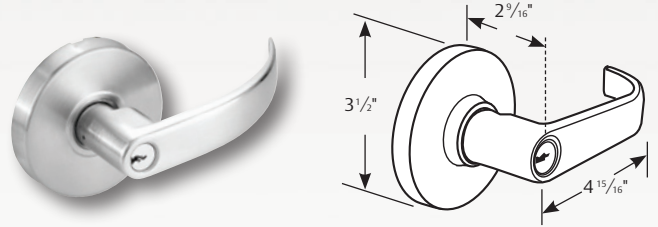
**SR Trim**  
Sierra



• SFIC lock prep available.



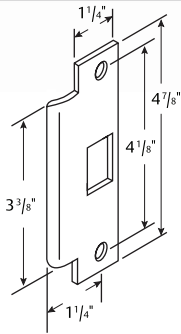
**BRR Trim**  
Broadway



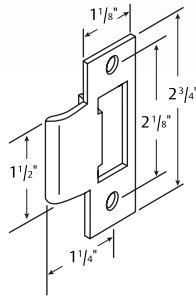
• SFIC lock prep available.



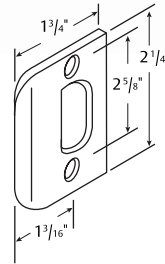
**ANSI Strike**  
306



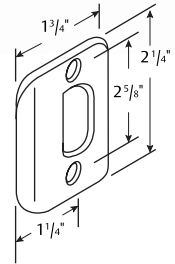
**T-Strike**  
300



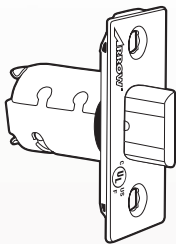
**Full Lip Strike**  
302



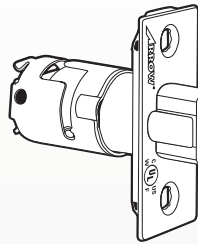
**Radius Strike**  
303



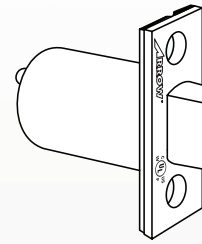
**Unguarded Adjustable**



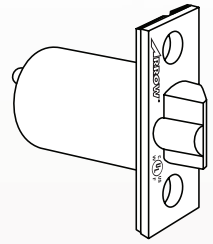
**Guarded Adjustable**



**Unguarded Fixed**



**Guarded Fixed**



Backset	Front*	Unguarded	Guarded
2 3/8" - 2 3/4"	1"	L13	L14
2 3/8" - 2 3/4"	1" x RC	L13R	L14R
2 3/4"	1-1/8"	L35	L36
2 3/4"	1-1/8" x RC	L35R	L36R

\*Factory-installed filler for 1/8" wide door prep included with each lockset.

**How to Order**

Series	Function	Trim Design	Finish	Strike	Latch	Keyway	Keying
RLN	11	SR	626	306	L14	AR	KD