

Residential Hinges



Serving the needs of the homeowner, contractor, pre-hung door supplier, and hardware supplier, Hager residential hinges offer several finishes and styles to enhance the design on any home.

Hager residential hinges are available in square and two sizes of radius corners to match home designs ranging from traditional to contemporary. Coordinating finishes is one of many all-important detail aspects of the design process and we offer finishes ranging from stainless steel, chrome, nickel, antique brass, flat black and bright brass, which is making a comeback in the interior design industry.

Several of our most popular hinges are offered in bulk packs for large projects and unassembled to be used in large door assembly processes.

Table of Contents

| | |
|---|------|
| General Information | 2 |
| Full Mortise - Five Knuckle | 3-6 |
| Full Mortise - Spring | 7 |
| Accessories | 8 |
| Conestoga Barn Door Hardware Series | 9-13 |





GENERAL INFORMATION

Hager residential hinges are provided without lubrication. We recommend lubricating the hinges after installation. Remove the pin, apply white lithium grease to the pin, then re-insert. All residential hinges conform to the "Light Weight" requirements of ANSI A156.1.

Finishes (not all hinges are available in all finishes)

| US & Hager | Description | Steel | Brass | Stainless Steel |
|------------|-------------------------------------|---------|-------|-----------------|
| 1D | Flat Black | 631 | N/A | N/A |
| 2D | Brass Tone Dichromate | 604 | N/A | N/A |
| 2CD | Brushed Zinc Plate | N/A | N/A | N/A |
| H2H x BP | Mechanical Galvanized | N/A | N/A | N/A |
| 3 | Bright Brass | 632 | 605 | N/A |
| 3LB | Light Brass | N/A | N/A | N/A |
| 4 | Satin Brass | 633 | 606 | N/A |
| 10A/US11 | Antique Bronze, Lacquered | 641/643 | 614 | N/A |
| 10R | Dark Bronze | N/A | N/A | N/A |
| 15 | Satin Nickel | 646 | 619 | N/A |
| 26 | Bright Chromium Plated | 651 | 625 | N/A |
| 26D | Satin Chromium Plated | 652 | 626 | N/A |
| 32 | Stainless Steel Metal, Bright | N/A | N/A | 629 |
| 32D | Stainless Steel Metal, Satin | N/A | N/A | 630 |
| 32D x CLR | Stainless Steel Metal, Satin, clear | N/A | N/A | 630 |
| P | Prime Coat - Beige | 600 | 600 | N/A |
| ABA/US5 | Antique Brass | 638 | 609 | N/A |
| AN/US15A | Antique Nickel | 647 | 620 | N/A |

Packing

Box pack - 2 hinges per box
 Bulk pack - 100 hinges per box

Hager Residential Hole Patterns



3-1/2" x 3-1/2"
 Refer to template
 #T398



4" x 4"
 Refer to template
 #T399



FULL MORTISE - FIVE KNUCKLE



1541

Plain Bearing

- Brass with brass pin (ANSI A2134) or stainless steel with stainless steel pin (ANSI A5134)
- Reversible
- Square corners
- Removable pin



RC1542

Plain Bearing

- Brass with brass pin (ANSI A2134) or stainless steel with stainless steel pin (ANSI A5134)
- Reversible
- Round corners - 5/8" (16 mm) radius
- Removable pin



BB1541

Ball Bearing

- Stainless steel with stainless steel pin (ANSI A5114)
- Reversible
- Square corners
- Removable pin



RCBB1542

Ball Bearing

- Stainless steel with stainless steel pin (ANSI A5114)
- Reversible
- Round corners - 5/8" (16 mm) radius
- Removable pin



RC1541

Plain Bearing

- Brass with brass pin (ANSI A2134) or stainless steel with stainless steel pin (ANSI A5134)
- Reversible
- Round corners - 1/4" (6 mm) radius
- Removable pin

| Hinge Size | | Gauge of Metal | Hole Count | Pin Diameter | Screw Size (Wood) |
|---------------|-----------|----------------|------------|--------------|-------------------|
| Inches | mm | | | | |
| 3-1/2 x 3-1/2 | 89 x 89 | 0.085 | 6 | 0.234 | 3/4 x 9 FH |
| 4 x 4 | 102 x 102 | 0.085 | 8 | 0.234 | 3/4 x 9 FH |



RCBB1541

Ball Bearing

- Stainless steel with stainless steel pin (ANSI A5114)
- Reversible
- Round corners - 1/4" (6 mm) radius
- Removable pin



1543

Plain Bearing

- Brass with brass pin (ANSI A2134) or stainless steel with stainless steel pin (ANSI A5134)
- Assembled right hand
- Square by 5/8" (16 mm) radius
- Removable pin

| Hinge Size | | Gauge of Metal | Hole Count | Pin Diameter | Screw Size (Wood) |
|---------------|-----------|----------------|------------|--------------|-------------------|
| Inches | mm | | | | |
| 3-1/2 x 3-1/2 | 89 x 89 | 0.085 | 6 | 0.234 | 3/4 x 9 FH |
| 4 x 4 | 102 x 102 | 0.085 | 8 | 0.234 | 3/4 x 9 FH |



BB1543

Ball Bearing

- Brass with brass pin (ANSI A2114) or stainless steel with stainless steel pin (ANSI A5114)
- Assembled right hand
- Square by 5/8" (16 mm) radius
- Removable pin

| Hinge Size | | Gauge of Metal | Hole Count | Pin Diameter | Screw Size (Wood) |
|------------|-----------|----------------|------------|--------------|-------------------|
| Inches | mm | | | | |
| 4 x 4 | 102 x 102 | 0.085 | 8 | 0.234 | 3/4 x 9 FH |



FULL MORTISE - FIVE KNUCKLE



1741

Plain Bearing

- Steel with steel pin (ANSI A8134)
- Reversible
- Square corners
- Removable pin



BB1741

Ball Bearing

- Steel with steel pin (ANSI A8114)
- Reversible
- Square corners
- Removable pin



RC1741 | 7741

Plain Bearing

- Steel with steel pin (ANSI A8134)
- Reversible
- 7741 is RC1741 bulk unassembled
- RC1741 - specify box or bulk pack
- Round corners - 1/4" (6 mm) radius
- Removable pin



RCBB1741

Ball Bearing

- Steel with steel pin (ANSI A8114)
- Reversible
- Round corners - 1/4" (6 mm) radius
- Removable pin




RC1748

Plain Bearing

- Steel with steel pin (ANSI A8134)
- Reversible
- Round corners - 1/4" (6 mm) radius
- Removable pin
- Template hole pattern
- AMS and 1/2 wood screws

| Hinge Size | | Gauge of Metal | Hole Count | Pin Diameter | Screw Size |
|---------------|---------|----------------|------------|--------------|--|
| Inches | mm | | | | |
| 3-1/2 x 3-1/2 | 89 x 89 | 0.085 | 6 | 0.234 | 1/2 x 10-24 (machine) 1 x 9 FH (wood) |



RC1749

Plain Bearing

- Steel with steel pin (ANSI A8134)
- Reversible
- Round corners - 1/4" (6 mm) radius
- Removable pin
- Template hole pattern
- AMS and 1/2 wood screws

| Hinge Size | | Gauge of Metal | Hole Count | Pin Diameter | Screw Size |
|------------|-----------|----------------|------------|--------------|--|
| Inches | mm | | | | |
| 4 x 4 | 102 x 102 | 0.085 | 8 | 0.234 | 1/2 x 12-24 (machine) 1-1/4 x 12 (wood) |

| Hinge Size | | Gauge of Metal | Hole Count | Pin Diameter | Screw Size (Wood) |
|---------------|-----------|----------------|------------|--------------|-------------------|
| Inches | mm | | | | |
| 3 x 3* | 76 x 76* | 0.085* | 6* | 0.234* | 3/4 x 9 FH* |
| 3-1/2 x 3-1/2 | 89 x 89 | 0.085 | 6 | 0.234 | 3/4 x 9 FH |
| 4 x 4 | 102 x 102 | 0.085 | 8 | 0.234 | 3/4 x 9 FH |

*3 x 3 not available for BB1741 or RCBB1741.





FULL MORTISE - FIVE KNUCKLE



1816

Plain Bearing

- Steel with steel pin (ANSI A8134)
- Assembled right hand
- Square by 5/8" (16 mm) radius
- Removable pin
- Bulk assembled



1818

Plain Bearing

- Steel with steel pin (ANSI A8134)
- Assembled right hand
- Square by 5/8" (16 mm) radius
- Security stud
- Removable pin
- Bulk assembled



BB1816

Ball Bearing


- Steel with steel pin (ANSI A8114)
- Assembled right hand
- Square by 5/8" (16 mm) radius
- Removable pin



1819

Plain Bearing

- Steel with steel pin (ANSI A8134)
- Assembled left hand
- Square by 5/8" (16 mm) radius
- Security stud
- Removable pin
- Bulk assembled



1817

Plain Bearing

- Steel with steel pin (ANSI A8134)
- Assembled left hand
- Square by 5/8" (16 mm) radius
- Removable pin
- Bulk assembled



8746

Plain Bearing

- Steel with steel pin (ANSI A8134)
- Square by 5/8" (16 mm) radius
- Safety stud
- Bulk unassembled



BB1817

Ball Bearing

- Steel with steel pin (ANSI A8114)
- Assembled left hand
- Square by 5/8" (16 mm) radius
- Removable pin

| Hinge Size | | Gauge of Metal | Hole Count | Pin Diameter | Screw Size (Wood) |
|------------|-----------|----------------|------------|--------------|-------------------|
| Inches | mm | | | | |
| 4 x 4 | 102 x 102 | 0.085 | 8 | 0.234 | 3/4 x 9 FH |



1848

Plain Bearing

- Steel with steel pin (ANSI A8134)
- Reversible
- Square by 5/8" (16 mm) radius
- Removable pin
- Unassembled - 2 per box
- AWS



8744

Plain Bearing

- Steel with steel pin (ANSI A8134)
- Square by 5/8" (16 mm) radius
- Bulk unassembled

| Hinge Size | | Gauge of Metal | Hole Count | Pin Diameter | Screw Size (Wood) |
|------------|-----------|----------------|------------|--------------|-------------------|
| Inches | mm | | | | |
| 4 x 4 | 102 x 102 | 0.085 | 8 | 0.234 | 3/4 x 9 FH |




FULL MORTISE - FIVE KNUCKLE



RC1842 | RC1841 | 8741 Plain Bearing

- Steel with steel pin (ANSI A8134)
- Reversible
- Round corners - 5/8" (16 mm) radius
- RC1841 is RC1842 bulk assembled
- 8741 is RC1842 bulk unassembled
- RC1842 - Box pack (2 per box)
- Removable pin



RC1847 Plain Bearing

- Steel with steel pin (ANSI A8134)
- Reversible
- Square by 5/8" (16 mm) radius
- Riveted security pin
- Also available bulk assembled



RCBB1842 Ball Bearing

- Steel with steel pin (ANSI A8114)
- Reversible
- Round corners - 5/8" (16 mm) radius
- Removable pin

| Hinge Size | | Gauge of Metal | Hole Count | Pin Diameter | Screw Size (Wood) |
|------------|-----------|----------------|------------|--------------|-------------------|
| Inches | mm | | | | |
| 4 x 4 | 102 x 102 | 0.085 | 8 | 0.234 | 3/4 x 9 FH |

| Hinge Size | | Gauge of Metal | Hole Count | Pin Diameter | Screw Size (Wood) |
|---------------|-----------|----------------|------------|--------------|-------------------|
| Inches | mm | | | | |
| 3-1/2 x 3-1/2 | 89 x 89 | 0.085 | 6 | 0.234 | 3/4 x 9 FH |
| 4 x 4 | 102 x 102 | 0.085 | 8 | 0.234 | 3/4 x 9 FH |



RC1843 Plain Bearing

- Steel with steel pin (ANSI A8134)
- Reversible
- Round corners - 5/8" (16 mm) radius
- Removable pin
- Security stud

| Hinge Size | | Gauge of Metal | Hole Count | Pin Diameter | Screw Size (Wood) |
|------------|-----------|----------------|------------|--------------|-------------------|
| Inches | mm | | | | |
| 4 x 4 | 102 x 102 | 0.085 | 8 | 0.234 | 3/4 x 9 FH |



RC1846 Plain Bearing

- Steel with steel pin (ANSI A8134)
- Reversible
- Round corners - 5/8" (16 mm) radius
- Riveted security pin
- Also available bulk assembled
- Not recommended for exterior use

| Hinge Size | | Gauge of Metal | Hole Count | Pin Diameter | Screw Size (Wood) |
|------------|-----------|----------------|------------|--------------|-------------------|
| Inches | mm | | | | |
| 4 x 4 | 102 x 102 | 0.085 | 8 | 0.234 | 3/4 x 9 FH |





FULL MORTISE - SPRING

Spring hinges are for automatic closing of doors. They are light weight for residential use. 1734 and 1744 are also for metal frames.

Hinge Recommendation

| Recommended Max Door Weight (lbs) | Spring Hinge | Butt Hinge | Spring Hinge Location |
|-----------------------------------|--------------|------------|-----------------------|
| 45 | 1 | 2 | Center |
| 70 | 2 | 1 | Top/Btm or Ctr/Btm |
| 90 | 3 | - | All |



RC1734

- Stainless steel (ANSI K51071F)
- Round corners - 1/4" (6 mm) radius
- Template hole pattern



RC1744

- Steel (ANSI K81071F)
- Round corners - 1/4" (6 mm) radius
- Template hole pattern

| Hinge Size | | Gauge of Metal | Hole Count | Screw Size (Wood) |
|------------|-----------|----------------|------------|--------------------------------------|
| Inches | mm | | | |
| 4 x 4 | 102 x 102 | 0.106 | 8 | 1-1/4" x 12 FPHW 12-12 x 1/2 FPHM |

Additional Notes for Spring Hinges

For maximum versatility use all spring hinges or a combination of spring hinges and residential ball bearing hinges. Do not use plain bearing hinges.

- Full spring tension may not be required on all hinges.
- Strong wind conditions, drafts, carpeting drag, twisted/ misaligned frames, or weatherstripping on doors may require additional spring hinges.
- Not intended for exterior outswing doors.
- For fire-rated openings use all 3 spring hinges.
- For doors over 7 feet, please call Hager Companies.



1750

- Steel (ANSI K81071F)
- Square corners

RC1751

- Steel (ANSI K81071F)
- Round corners - 1/4" (6 mm) radius



RC1752

- Steel (ANSI K81071F)
- Round corners - 5/8" (16 mm) radius

1760

- Stainless steel (ANSI K51071F)
- Square corners

RC1761

- Stainless steel (ANSI K51071F)
- Round corners - 1/4" (6 mm) radius

RC1762

- Stainless steel (ANSI K51071F)
- Round corners - 5/8" (16 mm) radius

| Hinge Size | | Gauge of Metal | Hole Count | Screw Size (Wood) |
|---------------|-----------|----------------|------------|-------------------|
| Inches | mm | | | |
| 3-1/2 x 3-1/2 | 89 x 89 | 0.106 | 6 | 3/4 x 9 FH |
| 4 x 4 | 102 x 102 | 0.106 | 8 | 1 x 9 FH |



1754

- Steel (ANSI K81071F)
- Square by 5/8" (16 mm) radius

1764

- Stainless steel (ANSI K51071F)
- Square by 5/8" (16 mm) radius



| Hinge Size | | Gauge of Metal | Hole Count | Screw Size (Wood) |
|------------|-----------|----------------|------------|-------------------|
| Inches | mm | | | |
| 4 x 4 | 102 x 102 | 0.106 | 8 | 1 x 9 FH |



ACCESSORIES



1700

Pins for Residential Hinges

- Sizes:
- 3-1/2" (89 mm)
 - 4" (102 mm)
- Finishes:
- 3-1/2" - 2D, US15, US26D
 - 4" - 2D, US4, US15, US26D
- Notes:
- Sold in full box quantity of 100



1710

Residential Ball Tip Kit

- Materials: Brass tips and stainless steel pin
- Finishes: US3, US4, US5/ABA, US10A, US10R, US15, US15A/AN, US26, US26D
- Notes:
- Includes 2 ball tips and 1 pin
 - For use with 3-1/2" (89 mm) or 4" (102 mm) hinges



1720

Residential Steeple Tip Kit

- Materials: Brass tips and stainless steel pin
- Finishes: US3, US4, US5/ABA, US10A, US10R, US15, US15A/AN, US26, US26D
- Notes:
- Includes 2 steeple tips and 1 pin
 - For use with 3-1/2" (89 mm) or 4" (102 mm) hinges





9400 SERIES BARN DOOR HARDWARE - CONESTOGA SERIES

FEATURES

- Durable powder-coated black rail and Conestoga Style, Barn Door Hangers
- Conforms to ANSI BHMA A156.14-2007
- Grade 1 for sliding doors by exceeding 100,000 cycles in operation

SPECIFICATIONS

- Door weight up to 250 lbs.
- Wood doors up to 1-3/4" thick

SLIDING BARN DOOR



| Stock Number | Hager Part Number | Description |
|--|-------------------|--|
| Conestoga Barn Door | | |
| Rail Only | | |
| 186242 | 9450-48 | 48" Black Powder Coated, Flat Rail |
| 186243 | 9450-72 | 72" Black Powder Coated, Flat Rail |
| 186251 | 9450-96 | 96" Black Powder Coated, Flat Rail |
| <i>Hanger Kits Less Rail, All Kits Include two carriers, stops, floor guide and rail mounting brackets and fasteners</i> | | |
| 188467 | 9452 | 3" Black Powder Coated Hook Carrier Kit Less Rail |
| 188468 | 9453 | 5" Black Powder Coated Hook Carrier Kit Less Rail |
| 188469 | 9454 | 3" Black Powder Coated Strap Carrier Kit Less Rail |
| 188470 | 9455 | 3" Black Powder Coated Top Mount Carrier Kit Less Rail |
| Optional Components | | |
| Privacy Latch and Pull | | |
| 186296 | 1-269-8693 | Sliding Door Privacy Latch & Strike Plate |
| 186299 | 1-269-8694 | 4" x 1-3/4" x 7/16" Flush Pull |
| Accessories | | |
| 186289 | 1-269-8689 | Bracket Kit: Includes 1 Wall Mount Bracket with Fastener |
| 186290 | 1-269-8690 | Stop Kit: Includes 2 End Stops with Fasteners |
| 186292 | 1-269-8691 | Splice Kit: Includes Splice Components and Fasteners for Joint Rails |



9400 SERIES BARN DOOR HARDWARE - CONESTOGA SERIES - HOW TO ORDER

IMPORTANT:

- 1.Track is ordered separately from hardware kit.
- 2.Track and Carrier Hardware are shipped in separate cartons.

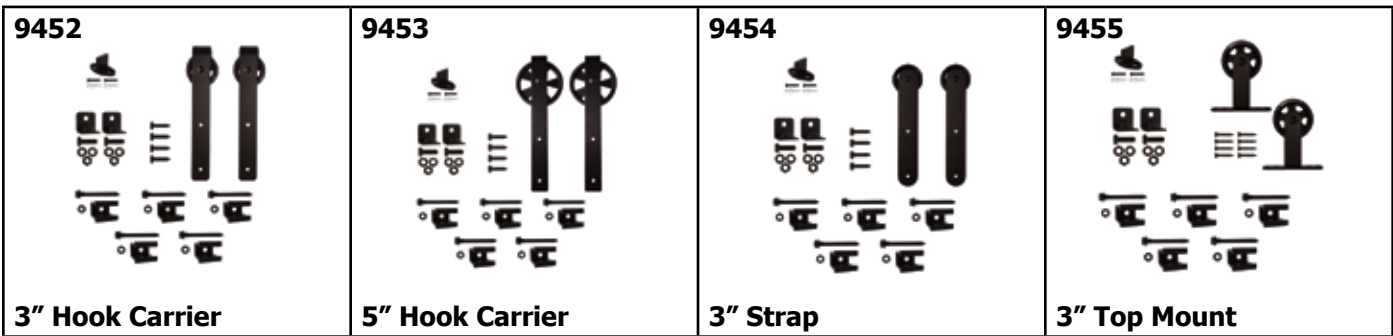
Single Door Solution:

- 1) **9450 Track:** Specify length (48", 72" or 96").

Example:

- 9450 - 48
- 9450 - 72
- 9450 - 96

- 2) **Carrier Hardware Kit:** Specify style – Includes all mounting hardware



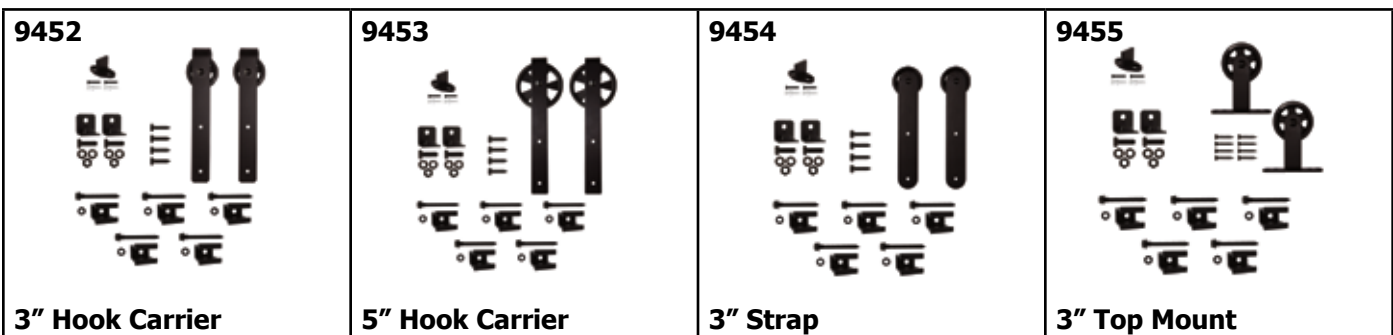
Bi-Part Door Solution:

If using two doors that are 3' wide, order a 6' track per door, for a total of 12'. This allows the doors to clear the door opening when in the open position. Order one carrier hardware kit per door and one Splice Kit.

To Order:

- 1) **9450 Track:** Specify quantity and length.

- 2) **Carrier Hardware Kit:** Specify quantity and carrier style. Example: Order 2 of part number 9453, 5" hook carrier style – Includes all mounting hardware.



- 3) **Splice Kit:** Order 1 of part number 1-269-8691 Flat Rail Splice Kit.





9400 SERIES BARN DOOR HARDWARE - CONESTOGA SERIES

9450 Durable Black Powder-Coated Rail

FEATURES

| | |
|---------------|--------------------------------------|
| Materials: | Durable powder-coated black aluminum |
| Available in: | 48", 72" and 96" lengths |



9452 3" Hook Carrier (Rail Not Included)

FEATURES

| | |
|------------------|--|
| Materials: | Durable powder-coated black aluminum |
| System Includes: | <ul style="list-style-type: none"> • Two carriers • Two stops • Floor guide • Rail mounting brackets and fasteners |
| Standards: | Meets performance requirements of ANSI/BHMA 156.14 (Grade 1) for sliding doors by exceeding 100,000 cycles |



DOOR SPECIFICATIONS

- Door weight up to 250 lbs.
- Wood doors up to 1-3/4" thick

9453 5" Hook Carrier (Rail Not Included)

FEATURES

| | |
|------------------|--|
| Materials: | Durable powder-coated black aluminum |
| System Includes: | <ul style="list-style-type: none"> • Two carriers • Two stops • Floor guide • Rail mounting brackets and fasteners |
| Standards: | Meets performance requirements of ANSI/BHMA 156.14 (Grade 1) for sliding doors by exceeding 100,000 cycles |



DOOR SPECIFICATIONS

- Door weight up to 250 lbs.
- Wood doors up to 1-3/4" thick



9400 SERIES BARN DOOR HARDWARE - CONESTOGA SERIES

9454 3" Strap Carrier (Rail Not Included)

FEATURES

| | |
|------------------|--|
| Materials: | Durable powder-coated black aluminum |
| System Includes: | <ul style="list-style-type: none"> • Two carriers • Two stops • Floor guide • Rail mounting brackets and fasteners |
| Standards: | Meets performance requirements of ANSI/BHMA 156.14 (Grade 1) for sliding doors by exceeding 100,000 cycles |

DOOR SPECIFICATIONS

- Door weight up to 250 lbs.
- Wood doors up to 1-3/4" thick



9455 3" Top Mount Carrier (Rail Not Included)

FEATURES

| | |
|------------------|--|
| Materials: | Durable powder-coated black aluminum |
| System Includes: | <ul style="list-style-type: none"> • Two carriers • Two stops • Floor guide • Rail mounting brackets and fasteners |
| Standards: | Meets performance requirements of ANSI/BHMA 156.14 (Grade 1) for sliding doors by exceeding 100,000 cycles |

DOOR SPECIFICATIONS

- Door weight up to 250 lbs.
- Wood doors up to 1-3/4" thick





9400 SERIES BARN DOOR HARDWARE - CONESTOGA SERIES - OPTIONAL COMPONENTS



1-269-8689
Bracket Kit



1-269-8693
Privacy Latch



1-269-8690
Stop Kit



1-269-8694
Flush Pull



1-269-8691
Splice Kit

9458 Series Barn Door Privacy Lock

FEATURES

- Non-handed.
- 2-1/4" or 3-1/2" backset options (see specifications for corresponding wall thickness).
- Drive in bolt casing diameter: 1" (25mm).
- Lock bolt: 1/2" (13mm) diameter, stainless Steel material.
- Lock bolt has 1" projection allowing up to 1/2" door to wall gap. Extra spacer ring accommodates up to 3/4" gap between barn door and wall.
- 1-1/4" diameter spring-loaded dust proof strike provides ample space to receive 1/2" bolt, allows easy locking from privacy side. Strike mounted in barn door for standard door.
- 1/4" diameter emergency release feature allows bolt to be unlocked from outside under emergency situation. Simple design, minimum aesthetic impact on door surface.
- ADA Compliant thumb turn for commercial applications.

Standards:

DOOR SPECIFICATIONS

- For 1-3/8" (35mm) to 1-3/4"(40mm) thick doors standard.



9458 Series Available Options

| | |
|------------|---|
| 94582D-32D | Round ADA TT Stainless 2-1/4" Backset |
| 94582D-10B | Round ADA TT Oil Rubbed Bronze 2-1/4" Backset |
| 945835-32D | Round ADA TT Black 2-1/4" Backset |
| 945835-32D | Round ADA TT Stainless Steel 3-1/2" Backset |
| 945835-10B | Round ADA TT Oil Rubbed Bronze 3-1/2" Backset |
| 945835-BLK | Round ADA TT Black 3-1/2" Backset |



9400 SERIES BARN DOOR HARDWARE - eCONESTOGA SERIES

Durable Black Powder-Coated Rail

FEATURES

- | | |
|---------------|---|
| Materials: | Durable powder-coated black aluminum |
| Available in: | <ul style="list-style-type: none"> • 72" and 96" track lengths • 1-269-8648 - 72" • 1-269-8647 - 96" |



9456 Top Mount Track Kit

FEATURES

- | | |
|------------------|--|
| Materials: | <ul style="list-style-type: none"> • Durable powder-coated black aluminum • Black steel rail (72" or 96") |
| System Includes: | <ul style="list-style-type: none"> • Two carriers • Two stops • Floor guide • Rail mounting brackets and fasteners |
| Standards: | <ul style="list-style-type: none"> • Meets performance requirements of ANSI/BHMA 156.14 (Grade 1) for sliding doors by exceeding 100,000 cycles |



DOOR SPECIFICATIONS

- Door weight up to 250 lbs.
- Wood doors up to 1-3/4" thick

3" Hook Track Kit

FEATURES

- | | |
|------------------|--|
| Materials: | <ul style="list-style-type: none"> • Durable powder-coated black aluminum • Black steel rail (72" or 96") |
| System Includes: | <ul style="list-style-type: none"> • Two carriers • Two stops • Floor guide • Rail mounting brackets and fasteners |
| Standards: | <ul style="list-style-type: none"> • Meets performance requirements of ANSI/BHMA 156.14 (Grade 1) for sliding doors by exceeding 100,000 cycles |



DOOR SPECIFICATIONS

- Door weight up to 250 lbs.
- Wood doors up to 1-3/4" thick

OPTIONAL: 1-269-8646 Flat Rail Soft Close Mechanism

- | | |
|----------|---|
| Details: | <ul style="list-style-type: none"> • Gently guides door to open or closed position • Door weight up to 176 lbs. |
|----------|---|

