




MODERN FORMS®  
SMART FANS

**2024**  
COLLECTION


## FINISH CODES:

---


**AB:** Aged Brass




**BK:** Black



**BN:** Brushed Nickel




**DK:** Distressed Koa




**EB:** Ebony




**GH:** Graphite




**MB:** Matte Black




**MW:** Matte White




**SB:** Soft Brass



**TT:** Titanium



**WW:** Weathered Wood



## INTRODUCING 2024 MODERN FORMS SMART FANS

---

Our newest smart fans from Modern Forms are the epitome of elegance and innovative technology, showcasing luxury materials, beautiful finishes and trend-forward style. With wet location ratings, energy-efficient DC motors, Bluetooth control and a deep range of sizes, Modern Forms fans offer seamless design continuity and connectivity throughout indoor and outdoor living.

Explore Our New, Eco-Friendly Supplement.

At Modern Forms, we are committed to making strides towards a greener and more eco-conscious future. In our pursuit of sustainability, we've decided to reduce the size of this supplement to minimize our ecological footprint and contribute to preserving our planet's resources.

There is a QR code next to each ceiling fan listing to enhance your browsing experience. Scan the code with your smart device for access to the product pages of our website for complete details on the design, features and specifications of each smart fan.

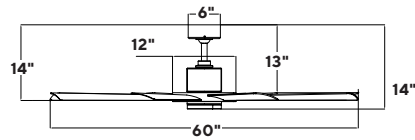
Thank you for joining us on this journey towards a brighter and greener tomorrow.

# Aura 60 & 72"

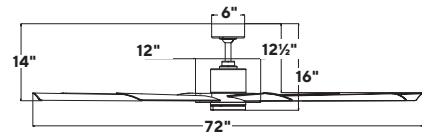
Shown: **FR-W2303-60L-BN/MW**



NEW FINISH / NEW SIZE



FR-W2303-60L



FR-W2303-72L

## SPECIFICATIONS 60" & 72" Aura

Blade:	14° Pitch, 60" or 72" Sweep, ABS
Downrod:	0.75"ID x 6"H included
Mounting Slope:	Up to 30° standard
Lead Wire:	80"
Hanging Weight:	26 / 33.5 lbs
Total Power:	55 / 63 W
Lumens:	1600
LED Power:	19.5 W
CRI:	90
Color Temperature:	2700K, 3000K, 4000K, 5000K Selectable*
LED Rated Life:	50,000hrs
Finishes:	BN/MB**, <b>BN/MW, MB, SB/MB**</b> , SB/MW**

## ENERGY GUIDE

	Standard	High Speed	Weighted Average
Electricity		35/43 W	26 / 31 W
Airflow		7656 / 9420 CFM	5307 / 7188 CFM
Energy Costs*		-	\$7/\$8 yr
Efficiency		205 / 250 CFM/W	205 / 250 CFM/W

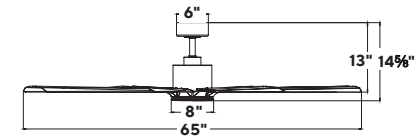
\*The 72-inch version is presently CCT for BN/MW and MB finishes. The 60-inch version is presently CCT for all finishes. Stock is slated to transition to CCT selectable on all 72-inch models in April of 2024.

\*\*Brushed Nickel and Soft Brass are not intended for coastal environments.

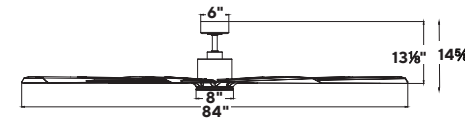
\* Estimated annual energy cost based on \$0.12 per kWh and 6.4 hours use per day.

# Size Matters 65 & 84"

Shown: **FR-W2403-65L-MB**



FR-W2403-65



FR-W2403-84



The luminaire will add one inch to the height of the fan

65 inch (with Luminaire):	FR-W2403-65L
65 inch:	FR-W2403-65
84 inch (with Luminaire):	FR-W2403-84L
84 inch:	FR-W2403-84

## ENERGY GUIDE

	Standard	High Speed	Weighted Average
Electricity		33/45 W	21/32 W
Airflow		8335/10978 CFM	5624/8372 CFM
Energy Costs*		-	\$7/\$9 yr
Efficiency		230/266 CFM/W	230/266 CFM/W

\* Estimated annual energy cost based on \$0.12 per kWh and 6.4 hours use per day.



## SPECIFICATIONS 65" & 84" Size Matters

Blade:	20° Pitch, 65" or 84" Sweep, ABS
Downrod:	0.75"ID x 6"H included
Mounting Slope:	Up to 30° standard
Lead Wire:	80"
Hanging Weight:	23 / 34 lbs
Total Power:	33 / 65 W

## Luminaire Version

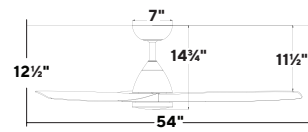
Lumens:	1600
LED Power:	19.5 W
CRI:	90
Color Temperature:	2700K, 3000K, 4000K, 5000K Selectable
LED Rated Life:	50,000hrs
Finishes:	MB, MW

# Skylark 54 & 62"

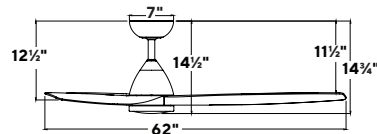
Shown: **FR-W2202-54L-MW**



NEW FINISH



FR-W2202-54L



FR-W2202-62L

## SPECIFICATIONS 54" & 62" Skylark

Blade:	14° Pitch, 54" or 62" Sweep, ABS
Downrod:	0.75"ID x 4.5"H included
Mounting Slope:	Up to 30° standard
Lead Wire:	80"
Hanging Weight:	16 / 18.5 lbs
Total Power:	47 / 48 W
Lumens:	1600
LED Power:	19.5 W
CRI:	90
Color Temperature:	3000K Standard, 2700K/3500K optional*
LED Rated Life:	50,000hrs
Finishes:	BN/EB**, MB, <b>MW, SB/MB**</b> , SB/MW**

## ENERGY GUIDE

	Standard	High Speed	Weighted Average
Electricity		28 W	20 W
Airflow		6041/6920 CFM	3871/4524 CFM
Energy Costs*		-	\$6 yr
Efficiency		191/227 CFM/W	162/227 CFM/W

\*The MW versions are presently CCT. The remaining finishes are slated to transition to CCT in April of 2024.

\*\*Brushed Nickel and Soft Brass are not intended for coastal environments.

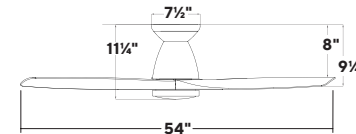
\* Estimated annual energy cost based on \$0.12 per kWh and 6.4 hours use per day.

# Skylark Flush 54"

Shown: **FH-W2202-54L-MW**



NEW FINISH



## ENERGY GUIDE

	Standard	High Speed	Weighted Average
Electricity		31 W	21 W
Airflow		5842 CFM	3768 CFM
Energy Costs*		-	\$6 yr
Efficiency		180 CFM/W	162 CFM/W

\* Estimated annual energy cost based on \$0.12 per kWh and 6.4 hours use per day.

## SPECIFICATIONS 54" Skylark Flush

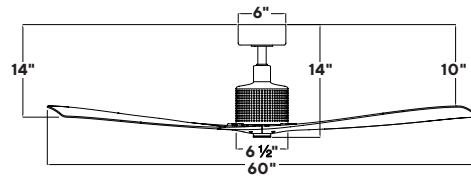
Blade:	14° Pitch, 54" Sweep, ABS
Lead Wire:	80"
Hanging Weight:	17 lbs
Total Power:	50 W
Lumens:	1600
LED Power:	19.5 W
CRI:	90
Color Temperature:	3000K Standard, 2700K/3500K optional*
LED Rated Life:	50,000hrs
Finishes:	BN/EB**, MB, <b>MW, SB/MB**</b> , SB/MW**

\*The MW version is presently CCT. The remaining finishes are slated to transition to CCT in April of 2024.

\*\*Brushed Nickel and Soft Brass are not intended for coastal environments.

# Spinster 60"

Shown: **FR-W2404-60L-SB/MB**  
Shown as non-luminaire model



## SPECIFICATIONS 60" Spinster

Blade:	16° Pitch, 60" Sweep, ABS
Downrod:	0.75"ID x 6"H included
Mounting Slope:	Up to 30° standard
Lead Wire:	80"
Hanging Weight:	18.5 lbs
Total Power:	30 W
Lumens:	520
LED Power:	7 W
CRI:	90
Color Temperature:	3000K
LED Rated Life:	50,000hrs
Finishes:	MB, MB/MW, SB/MB*

\*Soft Brass is not intended for coastal environments.

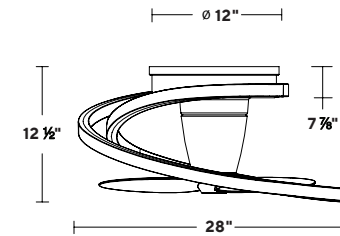
## ENERGY GUIDE

	Standard	High Speed	Weighted Average
Electricity		23 W	17 W
Airflow		6257 CFM	4121 CFM
Energy Costs*		-	\$5 yr
Efficiency		242 CFM/W	242 CFM/W

\* Estimated annual energy cost based on \$0.12 per kWh and 6.4 hours use per day.

# Veloce 28"

Shown: **FH-D2402-28L-AB**



## ENERGY GUIDE

	Standard	High Speed	Weighted Average
Electricity		7 W	6 W
Airflow		1323 CFM	884 CFM
Energy Costs*		-	\$3 yr
Efficiency		95 CFM/W	95 CFM/W

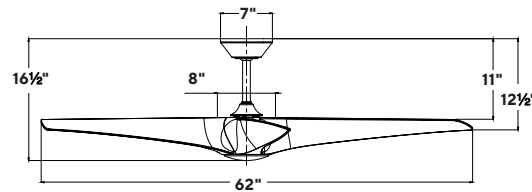
\* Estimated annual energy cost based on \$0.12 per kWh and 6.4 hours use per day.

## SPECIFICATIONS 28" Veloce

Blade:	16° Pitch, 23" Sweep, ABS
Lead Wire:	8"
Hanging Weight:	16 lbs
Total Power:	35 W
Lumens:	2386 - 2688 (based on color temperature)
LED Power:	28 W
CRI:	90
Color Temperature:	2700K, 3000K, 4000K, 5000K Selectable
LED Rated Life:	50,000hrs
Finishes:	AB, BK, TT

# Zephyr 5 62"

Shown: **FR-W2401-62L-MB/DK**  
Shown with included luminaire cover



## SPECIFICATIONS 62" Zephyr 5


Blade:	16° Pitch, 62" Sweep, ABS
Downrod:	0.75"ID x 8"H included
Mounting Slope:	Up to 30° standard
Lead Wire:	80"
Hanging Weight:	18.5 lbs
Total Power:	54 W
Lumens:	1600
LED Power:	19.5 W
CRI:	90
Color Temperature:	2700K, 3000K, 4000K, 5000K Selectable
LED Rated Life:	50,000hrs
Finishes:	GH/WW, MB/DK, MB, MW

## ENERGY GUIDE

	Standard	High Speed	Weighted Average
Electricity		34 W	25 W
Airflow		7304 CFM	5220 CFM
Energy Costs*		-	\$7 yr
Efficiency		210 CFM/W	210 CFM/W

\* Estimated annual energy cost based on \$0.12 per kWh and 6.4 hours use per day.

## OUR FANS WORK WITH:



## ALL OF OUR NEW FANS ARE:



### BLUETOOTH REMOTE CONTROL




**F-RCBT-WT**  
Included with each fan  
6 speeds  
100-1% dimming  
ON/OFF/REVERSE

### OPTIONAL BLUETOOTH WALL CONTROL



**F-WCBT-WT**  
Ordered Separately  
6 speeds  
100-1% dimming  
ON/OFF/REVERSE



## MODERN FORMS® SMART FANS

---

We retain the right to modify the design of our product at any time as part of the company's continuous improvement program. Please refer to our website for the latest product specifications.

This catalog includes many patented and patent-pending products or features. We will not hesitate to enforce our intellectual property rights through injunctive relief and seek further relief through damages if we have reason to believe the patents are being infringed.

Copyright © 2024. All rights reserved. This catalog is copyrighted. We will use all measures available to us under the law against anyone who copies or derives from our copyrighted work.

MODERNFORMS.COM