



INNOVATING SWITCH & SENSOR PRODUCTS SINCE 1968

**Price Book 2024**

## HOW TO ORDER

---

- ▶ CALL 317-842-2545
- ▶ EMAIL [custsvc@mssedco.com](mailto:custsvc@mssedco.com)
- ▶ ORDER ONLINE at [mssedco.com](https://mssedco.com)

To access the online store registration submittal form, go to: <https://mssedcoshop.godaddysites.com/online-store-registration>.

## DO YOU NEED A RETURN, REPAIR, OR EXCHANGE?

---

### MS SEDCO RETURN AND REPAIR POLICY

#### Warranty Returns

All product warranties begin on the MS Sedco original invoice date.

- *Unused and Unopened Products* – 30-day return (RMA must be submitted by 30th day from invoice, customer is responsible for all shipping back to MS Sedco and RMA will have a 15-day acceptance period from issue date)
- *Unused and Opened Products* – not eligible for return
- *Used Products* – not eligible for return
- *Custom Products* (including special finishes) – not eligible for return

Customers will pay all freight costs on returns.

MS Sedco will only issue credit for returned products – no refunds.

(If MS Sedco is at fault they will administer proper metrics on a return and refund process at their discretion).

#### Warranty Repairs

All product warranties begin on the MS Sedco invoice date.

*Used Products Under Warranty* that are deemed faulty in some way, may be returned for assessment by MS Sedco to determine warranty eligibility. Warranties are void if products are found to have been altered by anyone other than MS Sedco. Products will be repaired to proper working order and returned in “cosmetically the same” condition or replaced with re-manufactured products – this is at MS Sedco’s sole discretion. MS Sedco will only pay return ground freight cost. If product inspection reveals that any malfunction or damage is not covered under warranty, MS Sedco will notify customer and provide options at that time. Customers must provide a purchase order prior to repairs commencing.

*Door Warranty* – 3 years (product upgrades not eligible for warranty)

*Traffic Warranty* – 3 years (product upgrades not eligible for warranty)

## CONNECT WITH US

---

Click on an icon below for a direct link to MS Sedco social media.



## CONFIDENTIAL DOCUMENT

---

This document may not be posted online without the expressed written consent by MS Sedco. This price book will be updated from time to time and may be subject to change without prior notice.

## CONTENTS

---

<b><u>SWITCHES</u></b> .....	<b><u>4</u></b>	<b><u>TIMING MODULES</u></b> .....	<b><u>12</u></b>
59 Series .....	4	TDM - Time Delay Module .....	12
89 Series .....	5	PTM - Privacy Time Module .....	12
614 Series .....	5	Timing Module Accessories .....	12
830 Series .....	6		
830 Series Combo Keypresswitch/59 Series.....	6	<b><u>SENSORS – DOORS</u></b> .....	<b><u>13</u></b>
Switch Options .....	7	Motion.....	13
Switch Accessories .....	7	Presence .....	13
		Combination.....	13
<b><u>TOUCHLESS</u></b> .....	<b><u>8</u></b>	Door Beam .....	13
NexGen .....	8	Motion Sensor Accessories.....	14
216 Series .....	8		
Touchless Kits.....	8	<b><u>BOLLARDS</u></b> .....	<b><u>15</u></b>
Touchless Accessories .....	8	608 Series .....	15
		Bollard Accessories.....	15
<b><u>RADIO CONTROL PRODUCTS –</u></b>			
<b><u>ClearPath 300/390 MHz</u></b> .....	<b><u>9</u></b>	<b><u>DECALS</u></b> .....	<b><u>16</u></b>
Transmitters.....	9		
Receivers.....	10	<b><u>SENSORS – TRAFFIC</u></b> .....	<b><u>17</u></b>
ClearPath Kits.....	10	Vehicle.....	17
ClearPath Accessories.....	10	Intersector Interface Products.....	17
		Intersector Accessories .....	17
<b><u>RADIO CONTROL PRODUCTS –</u></b>		Motion.....	18
<b><u>Spectrum 2.4 GHz</u></b> .....	<b><u>11</u></b>	Motion Sensor Accessories.....	18
Transmitters.....	11	Presence .....	18
Receivers.....	11	Misc. Accessories.....	18
Spectrum Kits.....	11		

## SWITCHES

Switches include a hardware pack consisting of a water-resistant bellow, wire terminal connectors and screws.

Click on images for additional product information at [mssedco.com](http://mssedco.com) when applicable.

### 59 Series Door Activation Switches



	PART #	DESCRIPTION	RETAIL	
<b>4 1/2" Square Stainless Steel Switches</b>				
 <p>59-H</p>	<b>59-H</b>	Blue Face Plate WHEELCHAIR/PRESS TO OPERATE DOOR	75.00	
	<b>59-HSS</b>	Stainless Steel Face Plate WHEELCHAIR/PRESS TO OPERATE DOOR	75.00	
	<b>59-P</b>	Stainless Steel Face Plate PRESS TO OPERATE DOOR	75.00	
	<b>59-W</b>	Blue Face Plate WHEELCHAIR	75.00	
	<b>59-WSS</b>	Stainless Steel Face Plate WHEELCHAIR	75.00	
	<b>59-PLAIN</b>	Stainless Steel Face Plate NO LEGEND	75.00	
<b>4 1/2" Round Stainless Steel Switches</b>				
 <p>59R4-HSS</p>	<b>59R4-H</b>	Blue Face Plate WHEELCHAIR/PRESS TO OPERATE DOOR	75.00	
	<b>59R4-HSS</b>	Stainless Steel Face Plate WHEELCHAIR/PRESS TO OPERATE DOOR	75.00	
	<b>59R4-P</b>	Stainless Steel Face Plate PRESS TO OPERATE DOOR	75.00	
	<b>59R4-W</b>	Blue Face Plate WHEELCHAIR	75.00	
	<b>59R4-WSS</b>	Stainless Steel Face Plate WHEELCHAIR	75.00	
	<b>59R4-PLAIN</b>	Stainless Steel Face Plate NO LEGEND	75.00	
<b>6" Round Stainless Steel Switches</b>				
 <p>59R6-H</p>	<b>59R6-H</b>	Blue Face Plate WHEELCHAIR/PRESS TO OPERATE DOOR	89.00	
	<b>59R6-HSS</b>	Stainless Steel Face Plate WHEELCHAIR/PRESS TO OPERATE DOOR	89.00	
	<b>59R6-P</b>	Stainless Steel Face Plate PRESS TO OPERATE DOOR	89.00	
	<b>59R6-W</b>	Blue Face Plate WHEELCHAIR	89.00	
	<b>59R6-WSS</b>	Stainless Steel Face Plate WHEELCHAIR	89.00	
	<b>59R6-PLAIN</b>	Stainless Steel Face Plate NO LEGEND	89.00	
<b>1 1/16" x 4 1/2" Stainless Steel Jamb Switches</b>				
 <p>59J-HSS</p>	<b>59J-H</b>	Blue Face Plate WHEELCHAIR/PUSH TO OPEN	71.00	
	<b>59J-HSS</b>	Stainless Steel Face Plate WHEELCHAIR/PUSH TO OPEN	71.00	
	<b>59J-P</b>	Stainless Steel Face Plate PUSH TO OPEN	71.00	
	<b>59J-W</b>	Blue Face Plate WHEELCHAIR	71.00	
	<b>59J-WSS</b>	Stainless Steel Face Plate WHEELCHAIR	71.00	
	<b>59J-PLAIN</b>	Stainless Steel Face Plate NO LEGEND	71.00	
	<b>59J-E-R</b>	Red Face Plate PUSH TO EXIT	71.00	

## SWITCHES


Switches include a hardware pack consisting of a water-resistant bellow, wire terminal connectors and screws.

Click on images for additional product information at [mssedco.com](http://mssedco.com) when applicable.


### 59 Series Door Activation Switches continued

	PART #	DESCRIPTION	RETAIL	
 <p>59V-H</p>  <p>59V-HSS</p>	59V-H	2 Blue Face Plates WHEELCHAIR/PUSH TO OPEN/ARROWS	150.00	
	59V-HSS	2 Stainless Steel Face Plates WHEELCHAIR/PUSH TO OPEN/ARROWS	150.00	
	59V-P	2 Stainless Steel Face Plates PUSH TO OPEN/ARROWS	150.00	
	59V-W	2 Blue Face Plates WHEELCHAIR/ARROWS	150.00	
	59V-WSS	2 Stainless Steel Face Plates WHEELCHAIR/ARROWS	150.00	
	59V-PLAIN	2 Stainless Steel Face Plates NO LEGEND	150.00	
	59-XXX	For "Face Plate Only", add "-PO" to the part number. Excludes custom face plates and dual vestibule switches.	47.00	
	59-XXX	For "Face Plate Only", on vestibule dual switch assemblies, add "-PO" to the part number. Excludes custom face plates.	95.00	
	59V-Custom Plate	Switch with custom printed face plate. One time set up fee of \$100. Call for pricing.	Call for pricing	

### 89 Series Door Activation Switches

	PART #	DESCRIPTION	RETAIL	
<b>4 1/2" Square Switches and Heat Resistant Acrylic Face Plate</b>				
 <p>89-H</p>	89-H	Blue Acrylic Face Plate WHEELCHAIR/PRESS TO OPERATE DOOR	75.00	
	89-HSS	Silver Acrylic Face Plate WHEELCHAIR/PRESS TO OPERATE DOOR	75.00	

### 614 Series Door Activation Switches


	PART #	DESCRIPTION	RETAIL	
<b>1" Diameter Red Piezo Button Switch is waterproof and built to withstand any environment. Patented piezo technology has no moving parts making this switch virtually indestructible. Includes WHEELCHAIR and PUSH TO OPEN self-sticking MYLAR decals.</b>				
 <p>614-SS / 614-NSS</p>	614-SS	4 1/2" Square Stainless Steel Face Plate	114.00	
	614-NSS	1 11/16" x 4 1/2" Stainless Steel Face Plate	114.00	

## SWITCHES


Switches include a hardware pack consisting of a water-resistant bellow, wire terminal connectors and screws.

Click on images for additional product information at [mssedco.com](http://mssedco.com) when applicable.

### 830 Series Door Activation Switches

	PART #	DESCRIPTION	RETAIL	
Rugged Keyswitches with SPDT switch in a choice of either momentary contact or maintained contact. For ultimate durability, the integral lock cylinder cover provides a key "dead stop" and protects against wires becoming tangled in the locking mechanism. Includes a stainless steel face plate.				
 <p>830-A / 830-AL</p>	830-A	Maintained Keyswitch & 4 1/2" Square Face Plate	68.00	
	830-B	Momentary Keyswitch & 4 1/2" Square Face Plate (Fits Single & 2-Gang Boxes)	68.00	
	830-AL	Maintained Keyswitch & 2 3/4" x 4 1/2" Face Plate	68.00	
	830-BL	Momentary Keyswitch & 2 3/4" x 4 1/2" Face Plate (Fits Single-Gang Box)	68.00	
	830-AN	Maintained Keyswitch 1 11/16" x 4 1/2" Face Plate	68.00	
	830-BN	Momentary Keyswitch 1 11/16" x 4 1/2" Face Plate (Fits 1 3/4" Door Frame)	68.00	
	-RG	Add RG to any of the part numbers to include red & green LED options.	30.00 add	

### 830 Series Combo Keyswitch/59 Series

	PART #	DESCRIPTION	RETAIL	
Rugged 830 Series Keyswitch and 59J Series Jamb Switch are integrated onto a single 4 1/2" square stainless steel back plate. Mounts to a 2-gang box electrical box.				
 <p>830A-59J-H</p>	830A-59J-H	Maintained Keyswitch & 59J-H	131.00	
	830B-59J-H	Momentary Keyswitch & 59J-H	131.00	
	830A-59J-HSS	Maintained Keyswitch & 59J-HSS	131.00	
	830B-59J-HSS	Momentary Keyswitch & 59J-HSS	131.00	
	830A-59J-P	Maintained Keyswitch & 59J-P	131.00	
	830B-59J-P	Momentary Keyswitch & 59J-P	131.00	
	830A-59J-W	Maintained Keyswitch & 59J-W	131.00	
	830B-59J-W	Momentary Keyswitch & 59J-W	131.00	
	830A-59J-WSS	Maintained Keyswitch & 59J-WSS	131.00	
	830B-59J-WSS	Momentary Keyswitch & 59J-WSS	131.00	
	830A-59J-PLAIN	Maintained Keyswitch & 59J-PLAIN	131.00	
	830B-59J-PLAIN	Momentary Keyswitch & 59J-PLAIN	131.00	
	-RG	Add RG to any of the part numbers to include red & green LED options.	30.00 add	

## SWITCHES

Switches include a hardware pack consisting of a water-resistant bellow, wire terminal connectors and screws.

Click on images for additional product information at [mssedco.com](http://mssedco.com) when applicable.

### Switch Options

PART #	DESCRIPTION	RETAIL	
-DPDT	Double Pole Double Throw switch. Add suffix DPDT to part number (example: 59-H-DPDT).	16.00 add	
-WR	Water resistant microswitch and wires. Add suffix -WR to part number.	26.00 add	

### Switch Accessories

PART #	DESCRIPTION	RETAIL	
ESC-59R4	Escutcheon Plate for 59R4 Series Switches. Attractive stainless steel plates that can be surface mounted directly to the wall or attached to a single-gang or 2-gang electrical box.	79.00	
ESC-59R6	Escutcheon Plate for 59R6 Series Switches. Attractive stainless steel plates that can be surface mounted directly to the wall or attached to a single-gang or 2-gang electrical box.	89.00	
E13-25JA	UL listed replacement SPDT micro-switch. Includes mounting nuts and spring.	14.00	
E19-00J	UL listed DPDT micro-switch. Includes mounting nuts and spring	29.00	
HDWE	Screw packs for mounting switches.	5.00	
HDWE-SECURITY (tamper proof)	Screw packs for security mounting switches.	5.00	
WR-KIT	Field installable water resistant microswitch and wires.	26.00	

#### Surface Mount Boxes / Exterior Grade Polycarbonate



1035



1010



1020



1025




1030

1035	One piece mounting box. 2" deep jamb box. Compatible with 59J Series switches and many other switches designed for jamb mount.	32.00	
1010	Two piece mounting box. 2 Piece design makes battery replacement quick and easy for wireless applications. Compatible with 59J & 614-NSS Series switches.	32.00	
1015	Two piece mounting box. 2 Piece design makes battery replacement quick and easy for wireless applications. Compatible with 59, 59V, 1078, 216, 830, & 614 series switches.	37.00	
1020	Two piece mounting box. 2 Piece design makes battery replacement quick and easy for wireless applications. Compatible with 59, 216, & 614 Series switches.	37.00	
1025	Two piece mounting box. 2 Piece design makes battery replacement quick and easy for wireless applications. Round boxes compatible with all 59R4 Series switches.	37.00	
1030	Two piece mounting box. 2 Piece design makes battery replacement quick and easy for wireless applications. Round boxes compatible with all 59R6 Series switches.	37.00	


## TOUCHLESS

Click on images for additional product information at [mssedco.com](http://mssedco.com) when applicable.


### NexGen Touchless Switches

	PART #	DESCRIPTION	RETAIL
 <p>NG-IR-A</p>	<b>NGS-IR-A</b>	NexGen Infrared 2.4 GHz WIRELESS Touchless Activation Switch.	273.00
	<b>NG-IR-A</b>	NexGen Infrared WIRED Touchless Activation Switch. Can also be used with the 2WIRE MODULE.	213.00


### 216 Series Touchless Switches

	PART #	DESCRIPTION	RETAIL
 <p>216</p>	<b>216</b>	IR Switch & 4 1/2" Face Plate (Fits Single & 2-Gang Junction Boxes) Can also be used with the 2WIRE MODULE.	257.00
	<b>216-L</b>	IR Switch & 2 3/4" x 4 1/2" Face Plate (Fits Single-Gang Box) Can also be used with the 2WIRE MODULE.	257.00
	<b>216-N</b>	IR Switch & 1 11/16" x 4 1/2" Face Plate (Fits 1 3/4" Door Frame) Can also be used with the 2WIRE MODULE.	257.00

### Touchless Kits

	PART #	DESCRIPTION	RETAIL
 <p>STK-NGS-IR-A</p>	<b>2WIRE-216</b>	Single Door Wired Kit - 2:216, 1:2WIRE MODULE	
	<b>2WIRE-216L</b>	Single Door Wired Kit - 2:216-L, 1:2WIRE MODULE	
	<b>2WIRE-216N</b>	Single Door Wired Kit - 2:216-N, 1:2WIRE MODULE	
	<b>2WIRE-NG-IR-A</b>	Single Door Wired Kit - 2:NG-IR-A, 1:2WIRE MODULE	
	<b>STK-NGS-IR-A</b>	Single Door IR Kit - 2:NGS-IR-A; 1:S-COR	

### Touchless Accessories

	PART #	DESCRIPTION	RETAIL
 <p>S-COR</p>	<b>S-COR</b>	Spectrum S-COR Coordinator- functions similar to the standard radio control receiver. Provides two outputs. Compatible with NexGen NGS-IR-A and all S-TRX transmitters. 2.4 GHz frequency provides superior activation reliability. Pairs with up to 64 transceivers.	184.00
	<b>2WIRE MODULE</b>	2WIRE Module: Enable power and signal with the use of 2 wires only. Great solution when retrofitting from a push plate to a wired touchless switch.	129.00
	<b>1015-A</b>	Angled mounting box for direct sunlight mounting of NG and NGS switches.	60.00
	<b>NGS-RPL-BAT</b>	Replacement battery for NexGen Infrared WIRELESS Touchless Activation Switch.	20.00









## RADIO CONTROL PRODUCTS - *ClearPath 300/390 MHz*

Universal radio control products. All products feature selectable frequencies: HDRC™, 300 MHz and 390 MHz. *ClearPath* provides the most reliable wireless activation of automatic doors.

Click on images for additional product information at [mssedco.com](http://mssedco.com) when applicable.

### ClearPath Transmitters


	PART #	DESCRIPTION	RETAIL
<b>All transmitters feature SignalLock™ that will guarantee the radio signal is transmitted every time a switch is activated.</b>			
 CP-TX (59)	CP-TX (59)		84.00
	CP-TX-R4 (59R4)	<b>Wall mount transmitters.</b> Complete with transmitter, integrated signal enhancing antennas, wire harness and 9V battery installed in a surface mounting box. For 1015 surface box, specify CP/TX-1015.	84.00
	CP-TX-R6 (59R6)		84.00
 CP-STX	CP-STX(59)	<b>Vestibule sequencing transmitters.</b> Vestibule sequencing version of the CP/TX. Sequence the opening of vestibule doors one after the other from either direction. For 1015 surface box, specify CP/STX-1015.	113.00
	CP-STX-R4(59R4)		113.00
	CP-STX-R6(59R6)		113.00
 CP-TX-J	CP-TX-J	<b>Jamb mount transmitter.</b> Complete with transmitter, wire harness and 9V battery installed in the 1010 jamb surface mounting box.	84.00
	CP-STX-J	<b>Jamb sequencing transmitter.</b> Vestibule sequencing version of the CP/TX-J. Sequence the opening of vestibule doors one after the other from either direction.	113.00
 CP-TX-V	CP-TX-V	<b>Dual transmitters.</b> Complete with 2 transmitters, wire harnesses and 9V batteries installed in the 1015 surface mounting box. Individually operate 2 doors in a vestibule when used in combination with the 59V Vestibule Series Switches.	154.00
	CP-TX-P	<b>Post transmitter.</b> Complete with transmitter, wire harness and 9V battery installed on a mounting platform that spans the top of the 608 Series Post assembly.	84.00
 CP-TX-P	CP-STX-P	<b>Post sequencing transmitter.</b> Vestibule sequencing version of the CP/TX-P. Sequence the opening of vestibule doors one after the other from either direction via 608 Series Posts.	113.00
	CP-TX-VP	<b>Post dual transmitter.</b> Complete with 2 transmitters, wire harnesses and 9V batteries installed on a mounting platform that spans the top of the 608 Series post assembly. Individually operate 2 doors in a vestibule when used in combination with the 608 Series Vestibule Posts.	160.00
 CP-TX-PCB	CP-TX-PCB	ClearPath transmitter only - no box	79.00
	CP-TX-HH1	<b>Handheld Micro-Transmitter.</b> 1-button micro-transmitter combines small overall size with a large easy to activate button. Small enough to wear on a neck chain (included).	88.00
	CP-TX-HH2	<b>Handheld Micro-Transmitter.</b> 2-button micro-transmitter combines small overall size with 2 large easy to activate buttons. Small enough to wear on a neck chain (included).	95.00

## RADIO CONTROL PRODUCTS - *ClearPath* 300/390 MHz







Universal radio control products. All products feature selectable frequencies: HDRC™, 300 MHz and 390 MHz. *ClearPath* provides the most reliable wireless activation of automatic doors.

Click on images for additional product information at [mssedco.com](http://mssedco.com) when applicable.

### ClearPath Receivers

	PART #	DESCRIPTION	RETAIL	
3 selectable frequencies: HDRCTM, 300 MHz, 390 MHz plus ClearPath™ receivers are capable of being programmed to one of four different modes: Mode 1: Standard Receiver Mode 2: Receiver with adjustable time delay 0-20 seconds Mode 3: Dual Receiver Mode 4: Receiver with 2 sequenced outputs & delay 0-20 seconds Mode 5: Receiver with ratchet relay output				
 <p>CP/RX</p>	CP-RX	<b>Multi-Mode Receiver.</b> Compact Receiver: Includes Mode 1 & 2.	87.00	
	CP-RXM	<b>Multi-Mode Receiver with Sequenced Output.</b> Compact Receiver: Includes Mode 1, 2, 3 & 4. RXM provides sequenced output which allows processes such as releasing a lock before activating an opener.	126.00	
	CP-RXR	<b>Multi-Mode Receiver with Ratcheting Relay.</b> Compact Receiver: Includes Mode 1, 2, & 5. RXR provides ratcheting relay which allows for a continuous output until a second activation signal is received.	99.00	

### ClearPath Kits

					
CTP-H	CTP-R4-H	CTP-R6-HSS	CTP-J-HSS	CTP-HSS	CTP-P
PART #	DESCRIPTION			RETAIL	
CTP-X	Single Door Kit - 2:59-X; 2:CP/TX; 1:CP/RX			370.00	
CTP-R4-X	Single Door Kit - 2:59R4-X; 2:CP/TX-R4; 1:CP/RX			370.00	
CTP-R6-X	Single Door Kit - 2:59R6-X; 2:CP/TX-R6; 1:CP/RX			399.00	
CTP-J-X	Single Door Kit - 2:59J-X; 2:CP/TX-J; 1:CP/RX			363.00	
CTP-XV	Vestibule Kit - 2:59-X; 2:CP/STX; 1:59V-X; 1:CP/TX-V; 2:CP/RX			767.00	
CTP-J-XV	Vestibule Kit - 2:59J-X; 1:59V-X; 2:CP/STX-J; 1:CP/TX-V; 2:CP/RX			767.00	
CTP2-X	Dual Door Kit -4:59-X; 4:CP/TX; 1:CP/RX			735.00	

\* For Push Plate Kits \*X\* = Specify push plate style "H", "HSS", "P", "W" and "WSS".



### ClearPath Accessories

PART #	DESCRIPTION	RETAIL	
RXM	Plug-in module kit to field activate Mode 3 & 4.	50.00	
RXR	Plug-in module kit to activate Mode 5.	13.00	


## RADIO CONTROL PRODUCTS - Spectrum 2.4 GHz

Click on images for additional product information at [mssedco.com](http://mssedco.com) when applicable.

### Spectrum Transmitters

	PART #	DESCRIPTION	RETAIL	
<b>2.4 GHz. Switches not included.</b>				
 <p>S-TRX</p>  <p>S-TRX-HH</p>	<b>S-TRX</b>	Spectrum transceiver, 1020 box, wire harness, 3v battery	126.00	
	<b>S-TRX-R4</b>	Spectrum transceiver, 1025 box, wire harness, 3v battery	126.00	
	<b>S-TRX-R6</b>	Spectrum transceiver, 1030 box, wire harness, 3v battery	126.00	
	<b>S-TRX-J</b>	Spectrum jamb-mount transceiver, 1010 box, wire harness, 3v battery.	126.00	
	<b>S-TRX-V</b>	2) Spectrum transceivers, 1015 box, wire harnesses, 3v battery.	236.00	
	<b>S-TRX-P</b>	Spectrum transceiver, wire harness, and 3v battery installed on a mounting platform that spans the top of a 608 Series post assembly.	126.00	
	<b>S-TRX-VP</b>	(2) Spectrum Transceivers, wire harness, and 3v battery installed on a mounting platform that spans the top of a 608 Series post assembly.	236.00	
	<b>S-TRX-HH</b>	1-button hand-held transceiver with lanyard.	147.00	

### Spectrum Receivers

	PART #	DESCRIPTION	RETAIL	
 <p>S-TRX-HH</p>	<b>SCOR</b>	Spectrum S-COR Coordinator- functions similar to the standard radio control receiver. Provides two outputs. Compatible with NexGen NGS-IR-A and all S-TRX transceivers. Pairs with up to 64 transceivers.	184.00	

### Spectrum Kits


PART #	DESCRIPTION	RETAIL	
<b>2.4 GHz Dual-Switch Spectrum Kits.</b>			
<b>STK-NGS-IR-A</b>	Wireless Single Door Kit - 2:NGS-IR-A, 1: S-COR	00.00	
<b>STK-X</b>	Single Door Kit - 2:59-X; 2:S-TRX; 1:S-COR	522.00	
<b>STK-R4-X</b>	Single Door Kit - 2:59R4-X; 2:S-TRX; 1:S-COR	522.00	
<b>STK-R6-X</b>	Single Door Kit - 2:59R6-X; 2:S-TRX; 1:S-COR	522.00	
<b>STK-J-X</b>	Single Door Kit - 2:59J-X; 2:S-TRX; 1:S-COR	522.00	
<b>STK-XV</b>	Vestibule Kit - 2:59-X; 2:S-TRX; 1:59V-X; 1:S-TRX-V; 2:S-COR	1,008.00	
<b>STK-J-XV</b>	Vestibule Kit - 2:59J-X; 1:59V-X; 2:S-TRX-J; 1:S-TRX-V; 2:S-COR	1,008.00	

\* For Push Plate Kits \*X\* = Specify push plate style "H", "HSS", "P", "W" and "WSS".

## TIMING MODULES

Click on images for additional product information at [mssedco.com](http://mssedco.com) when applicable.

### TDM - Time Delay Module

	PART #	DESCRIPTION	RETAIL
 <p>TDM</p>	<b>TDM</b>	<b>Time Delay Module.</b> Universal Time Delay Module provides up to 4 inputs that can be converted to sequential relay outputs. Each output is adjustable 0-99 seconds. The TDM can add additional time of 0-99 seconds, sequence electric locks and automatic doors or sequence vestibule doors all from a single device.	114.00
	<b>TDM-HC</b>	<b>High-Current Time Delay Module.</b> TDM with both output relays rated for a current inrush of 20 amps, making the TDM- HC compatible with all common locking devices.	184.00

### PTM - Privacy Timing Module

PART #	DESCRIPTION	RETAIL
<p>The Privacy Timing Module (PTM) is a timing module that allows users to control an automatic door operator for a room where privacy is a concern, such as a washroom, restroom, clean room, or photo development room. From the outside of the room, users are able to activate the door. Once inside, users are able to lock the door which prevents access from the outside "push to open" button. When egress is desired, the user presses an inside "push to open" button which deactivates the lock and activates the door. A keyswitch override is present on the exterior, as well as LEDs to indicate if the room is occupied.</p>		
<b>PTM</b>	Module and wire harness only.	158.00
<b>PTM-KIT</b>	Includes module, wire harness, interior dual switch (59V-PTM), exterior combo switch (830B-59J-PTM), and door position switch.	368.00


### Timing Module Accessories

PART #	DESCRIPTION	RETAIL
<b>RCM</b>	<b>Relay Conversion Module.</b> Allows a single input signal to operate two discrete outputs.	32.00
<b>BRM</b>	<b>Bridge Rectifier Module.</b> AC to DC converter. 100 Volts AC max.	21.00



## SENSORS - DOORS

Click on images for additional product information at [mssedco.com](http://mssedco.com) when applicable.



### Motion Sensors

	PART #	DESCRIPTION	RETAIL	
 <p>microStar</p>	<b>microStar</b>	Microwave motion sensor with <i>Human Presence Radar™</i> (HPR) for activating all types of automatic doors. HPR helps to maintain detection of extremely slow moving individuals in approach zone of the door.	273.00	


### Presence Sensors

	PART #	DESCRIPTION	RETAIL	
 <p>DH100</p>  <p>SSS-1L2</p>	<b>DH-400</b>	Active infrared presence sensor for pedestrian doors. Not monitoring capable.	414.00	
	<b>DH100-CT</b>	Active infrared presence sensor for pedestrian doors. Presence monitoring capable.	373.00	
	<b>SSS-5L1</b>	Door-mounted monitored infrared presence sensor: 40" housing length.	502.00	
	<b>SSS-5M1</b>	Door-mounted monitored infrared presence sensor: 27" housing length.	490.00	

### Combination Sensors

	PART #	DESCRIPTION	RETAIL	
 <p>3H-IR14C</p>  <p>SSR-3F-BL</p>	<b>3H-IR14C</b>	Active infrared presence sensor for pedestrian doors. Presence monitoring capable.	305.00	
	<b>SSR-3F-BL</b>	Microwave & active infrared sensor. Presence monitoring capable.	357.00	

### Door Beam Sensors

	PART #	DESCRIPTION	RETAIL	
 <p>DB-11</p>	<b>DB-11</b>	Flush-mount infrared emitter and receiver safety beam set with a 0' to 40' range and GDB mounting brackets included.	163.00	
	<b>GD11-GDB</b>	Surface-mount infrared emitter and receiver safety beam set with a 0' to 40' range and GDB mounting brackets included.	184.00	
	<b>HP2</b>	Infrared modular beam system consists of one control module, 2 transmitter beams with cables and 2 receiver beams with cables.	180.00	



## SENSORS - DOORS

---

Click on images for additional product information at [mssedco.com](https://mssedco.com) when applicable.


### Motion Sensor Accessories

PART #	DESCRIPTION	RETAIL	
<b>12024</b>	24V AC transformer.	20.00	
<b>MS-BDB</b>	Microstar-M universal rain cover.	30.00	
<b>MSRC</b>	Microstar-M rain cover.	48.00	
<b>WC-ID-BL</b>	Molded plastic rain cover for DH400 & DH100.	88.00	

## BOLLARDS

Click on images for additional product information at [mssedco.com](http://mssedco.com) when applicable.

### 608 Series Bollards

	PART #	DESCRIPTION	RETAIL	
<p>Heavy duty construction. Each bollard is made from 1/8" thick tubular steel with a two-coat industrial grade exterior powder coated finish; these switch bollards are the most durable available. 608 Bollard assembly includes: 5"x5"x42" Bollard w/LongLife™ Finish, Rugged Polycarbonate Cap and ABS Plastic Rust Shield. Steel "U" Shaped Surface Mounting Shoe is included standard.</p>				
 <p>608-HHS-GR and -BR</p>	608-NP-NT-GR-SM	Bollard & Cap Assy, No Switch Prep, No Transmitter, Gray, Surface Mount.	446.00	
	608-NP-NT-BR-SM	Bollard & Cap Assy, No Switch Prep, No Transmitter, Dk Bronze, Surface Mount.	446.00	
	608-SP-NT-GR-SM	Bollard & Cap Assy, Flush Switch Prep, No Transmitter, Gray, Surface Mount.	394.00	
	608-SP-NT-BR-SM	Bollard & Cap Assy, Flush Switch Prep, No Transmitter, Dk Bronze, Surface Mount.	394.00	
	608-RP-NT-GR-SM	Bollard & Cap Assy, Recessed Switch Prep, No Transmitter, Gray, Surface Mount.	499.00	
	608-RP-NT-BR-SM	Bollard & Cap Assy, Recessed Switch Prep, No Transmitter, Dk Bronze, Surface Mount.	499.00	
<b>ADD OPTIONS:</b>				
XXX-XX-XX-XX-IG	Replace Surface Mount Shoe with In-ground Shoe.		47.00	
XXX-XX-CT-XX-XX	Add (1) 300/390 MHz Transmitter.		84.00	
XXX-XX-CS-XX-XX	Add (1) 300/390 MHz Sequencing Transmitter.		113.00	
XXX-XX-CV-XX-XX	Add (2) 300/390 MHz Transmitters.		160.00	
XXX-XX-ST-XX-XX	Add (1) 2.4 GHz Transmitter.		126.00	
XXX-XX-SV-XX-XX	Add (2) 2.4 GHz Transmitters.		236.00	
608-CUSTOM	Contact Factory for Customized Options.		call for pricing	

\* Bollard color options are Gray (GR) and Bronze (BR)

### Bollard Accessories

PART #	DESCRIPTION	RETAIL	
608-SHOE-SM	Surface Mount Shoe & Hardware for 608 Bollard.	60.00	
608-SHOE-IG	In-ground Mount Shoe & Hardware for 608 Bollard.	107.00	
608-CAP	Plastic Cap & Hardware for 608 Bollard.	60.00	

## DECALS

Click on images for additional product information at [mssedco.com](http://mssedco.com) when applicable.

### Decals




PART #	DESCRIPTION	RETAIL	
Two sided decals are depicted with opposite side partially shown.			
MSS-1	Blue & White, 1 qty	12.00	
MSS-1-40	Blue & White, 40 qty	252.00	
MSS-2	Yellow & Black, 1 qty	12.00	
MSS-2-40	Yellow & Black, 40 qty	252.00	
MSS-3	Green, Black & White, 1 qty	12.00	
MSS-3-40	Green, Black & White, 40 qty	252.00	
MSS-4	Red, Black & White/Green, Black & White, 1 qty	12.00	
MSS-4-40	Red, Black & White/Green, Black & White, 40 qty	252.00	
MSS-5	White & Blue, 1 qty	12.00	
MSS-5-40	White & Blue, 40 qty	252.00	
MSS-6	Red & White, 1 qty	12.00	
MSS-6-40	Red & White, 40 qty	252.00	
MSS-13	Red & White, 1 qty	12.00	
MSS-13-40	Red & White, 40 qty	252.00	
MSS-15	Yellow, Black & Blue, 1 qty	12.00	
MSS-15-40	Yellow, Black & Blue, 40 qty	252.00	



## SENSORS - TRAFFIC

Click on images for additional product information at [mssedco.com](https://mssedco.com) when applicable.

### Vehicle Sensors

	PART #	DESCRIPTION	RETAIL	
 Intersector	TC-OA-SDLC	<b>Intersector SDLC</b> ✓ Stop bar & advanced detection; SDLC bus compatible ✓ Radar detection with presence-tracking capabilities ✓ Provides both stop bar and advanced detection capabilities in a single sensor ✓ Intersector HUB & SDLC Bus compatible	6,250.00	
	TC-CK1-SBE-2.0	<b>Intersector SBE 2.0</b> ✓ Stop bar & advanced detection ✓ Radar detection with presence-tracking capabilities ✓ Provides both stop bar and advanced detection capabilities in a single sensor ✓ TCIB-UNI compatible	6,250.00	
	VPR-28	Speed Sensor	Coming Soon	

### Intersector Interface Products

PART #	DESCRIPTION	RETAIL	
TC-HUB	<b>Intersector Hub</b> ✓ Communication link for up to 6 Intersector SDLC sensors ✓ Integrated power supply ✓ Integrated WiFi & ethernet switch ✓ Integrated data reporting ✓ Provides sensor setup via web-based user interface ✓ Remote sensor monitoring & setup capability	2,875.00	
<b>Intersector Interface Cards</b> ✓ Communication link between the Intersector sensors and a traffic controller ✓ Provides user interface to set up and program Intersector Sensor models: SBE; 1.9 & 2.0			
TCIB-UNI-2.1	✓ TCIB-UNI-2.1 = 2 Outputs/Single Cabinet Slot	640.00	
TCIB-UNI-4.1	✓ TCIB-UNI-4.1 = 4 Outputs/Single Cabinet Slot	640.00	
TCIB-UNI-4.2	✓ TCIB-UNI-4.2 = 4 Outputs/2 Cabinet Slots	640.00	


### Intersector Accessories

PART #	DESCRIPTION	RETAIL	
TCIPI-4	<b>Intersector Power Injector</b> ✓ Robust power supply for up to 4 sensors ✓ Injects 24V DC on the Ethernet cable between each TCIB Card and sensor	930.00	
TCIP-CC	<b>Intersector Card Cage</b> ✓ Hardware and Cable necessary to power and operate a TCIB-UNI-2.1 or 4.1, 60" cable assembly included	825.00	
ECX	<b>Ethernet Cable Extender</b> ✓ Extends the maximum cable length for sensors from 300 ft. to 600 ft.	825.00	

## SENSORS - TRAFFIC

Click on images for additional product information at [mssedco.com](http://mssedco.com) when applicable.

### Motion Sensors

	PART #	DESCRIPTION	RETAIL
 <p>VPR-26</p>	<b>VPR-26</b>	<b>Long Range Sensor</b> ✓ Detects cars up to 350 ft within target zone ✓ Selectable approach/depart or bi-direction motion detection	1,000.00
	<b>VPR-27</b>	<b>Short Range Sensor</b> ✓ High-mount microwave motion sensor with detection range of approximately 60 feet	800.00
	<b>Smartwalk XP &amp; XP-S</b>	<b>Pedestrian Sensor</b> ✓ Curbside pedestrian presence sensor ✓ Replaces manual buttons ✓ Automatic activation of pedestrian signals or flashing warning lights ✓ XP-S model is solar powered (Solar panel by others)	675.00

### Motion Sensor Accessories

PART #	DESCRIPTION	RETAIL
<b>TCPS-170</b>	<b>Isolation Card - 170, 179, 2070</b> ✓ Single channel isolation/surge protection ✓ Single 12V AC output powers up to 2 sensors	175.00
<b>TCPS-NEMA</b>	<b>Isolation Card - NEMA (Cabinet)</b> ✓ Dual channel isolation/surge protection ✓ Two 12V AC output powers up to 2 sensors	175.00
<b>TCPS-IRM</b>	<b>Isolation Relay Module</b> ✓ Single channel isolation/surge protection ✓ Single 24V AC output powers up to 1 sensor	70.00

### Presence Sensors

PART #	DESCRIPTION	RETAIL
<b>TC-30</b>	<b>Ultrasonic Presence Sensor</b> ✓ Detects moving and stationary vehicles up to 22 ft. within target zone	675.00

### Misc. Accessories

PART #	DESCRIPTION	RETAIL
<b>12024</b>	<b>24 Volt Transformer</b> ✓ Converts 120 Volts AC to 24 Volts AC ✓ Screw mount base ✓ Provides 1 Amp of power ✓ UL Listed	20.00
<b>TDM</b>	<b>Time Delay Module</b> ✓ Provides simplified programmable timer functions for misc. applications ✓ Provides 2 independent 3-Amp output relays with wet/dry contacts ✓ Provides delay-on-make and delay-on-break functions ✓ Low voltage power input	114.00



7898 Zionsville Road | Indianapolis, IN 46268

PHONE 317-842-2545

ORDERS & CUSTOMER SERVICE: [custsvc@mssedco.com](mailto:custsvc@mssedco.com)

TECH SUPPORT: [techsupport@mssedco.com](mailto:techsupport@mssedco.com)

WARRANTY & REPAIRS: [rma@mssedco.com](mailto:rma@mssedco.com)

[mssedco.com](http://mssedco.com)



*MS Sedco proudly made in the USA*