



Prodigy
FORGING ELEGANCE
OMNIA

Timeless Appeal.
Impeccable Quality.

SINCE
1964

Suggested Retail Prices Effective February 1, 2023



Prodigy

FORGED FROM
SOLID BRASS

For over 55 years, **OMNIA** has manufactured elegant, high-quality door hardware forged from solid brass. The **OMNIA Prodigy** collection continues in this legacy, with enduring beauty, durability and affordability in mind.

Inspired by some of our most popular designs, the **OMNIA Prodigy** selection of styles range from sleek metal to sparkling glass. Five different rose styles and **OMNIA's** gorgeous array of finishes allow for superb customization at an *incomparable* value.



Finishes

All OMNIA Prodiqy designs are available in the finishes shown here, unless otherwise noted.



Available Roses

All designs are available in seven OMNIA finishes. Certain configurations are also available in US3A, US5 and US26D. **All roses are concealed screw mounted.** Thru-bolted roses for pre-drilled 2 1/8" hole.



Traditional (TD)
2 5/8" diameter



Modern (MD)
2 5/8" diameter



Arched (AR)
2 5/8" W x 3 1/4" H



Rectangular (RT)
2 5/8" W x 3" H



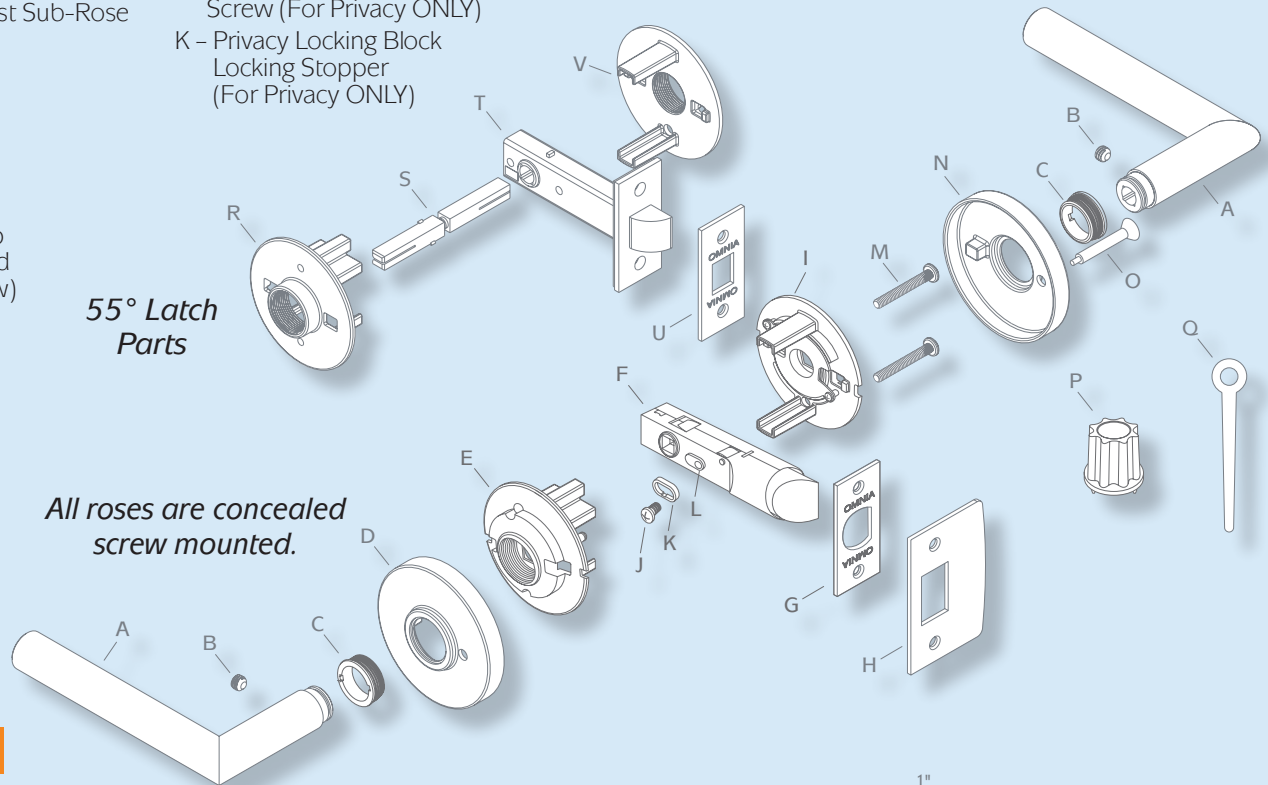
Square (SQ)
2 5/8" square

Latchset Component List

- | | | | |
|----------------------------------|--|--|--|
| A – Door Knob/Lever (2) | G – Tubular Latch Faceplate | L – Privacy Locking Block (For Privacy ONLY) | O – Privacy Locking Pin (For Privacy ONLY) |
| B – Set Screws (2) | H – Tubular Latch Strike Plate | M – Thru-bolts (2) | P – Washer Installation Tool |
| C – Nylon Threaded Washers (2) | I – Metal Spring Assist Sub-Rose | N – Finished Rose | Q – Emergency Release Key |
| D – Finished Rose | J – Privacy Locking Block Machine Screw (For Privacy ONLY) | | |
| E – Metal Spring Assist Sub-Rose | K – Privacy Locking Block Locking Stopper (For Privacy ONLY) | | |
| F – Tubular Latch | | | |

(55° Latch Parts)

- R – Adaptor R
 S – Spindle (Teardrop groove positioned towards set screw)
 T – Tubular Latch
 U – Tubular Latch Faceplate
 V – Adaptor V



Product Data

Knob and Lever Latchset

- 2³/₈" (standard) and 2³/₄" backsets available.
- Supplied for both 1³/₈" and 1³/₄" door thickness as standard. The minimum door thickness is 1¹/₄"; the maximum door thickness is 2¹/₂" (please specify).
- All lever latchsets meet ADA accessibility requirements.

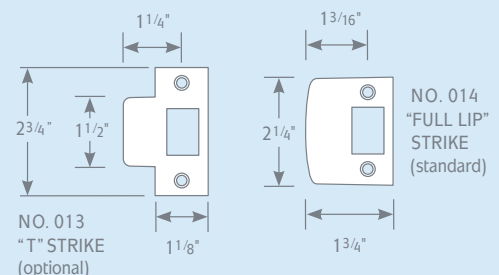
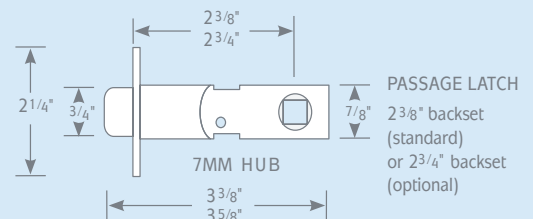
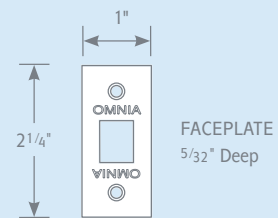
Each set consists of solid brass knobs or levers, thru-bolted rose mechanisms, finished rose covers, latch, strike, faceplate, spindle, all necessary mounting screws, installation template and instructions.

About Our Tubular Latch

- 55° rotation to retract latch. (For Knobs)
- 28° rotation to retract latch. (For Levers)
- Tough, non-rusting materials used throughout. Face covers and strikes are solid brass. No.014 "Full Lip" strike supplied as standard or No.013 "T" strike as an option. (Please specify.)
- For over fifty-five years, OMNIA's latches have been opening and closing millions of doors all around the world.

Functions

- **Passage:** Latch operates by knob or lever from either side of door.
- **Privacy:** Push pin provided for privacy inside room. Emergency release hole for outside room. Emergency release key also provided.
- **Single Dummy:** Trim on one side of door only. Available for surface mounting. Knob or lever with rose.
- **Pair Dummy:** Trim on both sides of door. Knob or lever with thru-bolted or concealed screw rose set.



How to Order

To order your custom PRODIGY parts, make your selection from each column of options shown here to create a Product Code # as illustrated in the examples below.



A - Design	B - Rose Option	C - Latch	D - Strike	E - Function	F - Finish
785	TD Traditional - 673 2 5/8" Dia.	2 3/8" Backset (Standard) 238	Full Lip (Standard) F - 014	PA PASSAGE - Latch operates by knob or lever from either side of the door	3 Polished Brass, Lacquered
895					
912	AR Arched - 674 2 5/8" W x 3 1/4" H	(Optional) T - 013	PD PAIR DUMMY - Trim on both sides of door. Knob or lever with thru-bolted or concealed screw rose set.	4 Satin Brass, Lacquered	
925					RT Rectangular - 675 2 5/8" W x 3" H
930	SQ Square - 678 2 9/16" Sq.	(Optional) T - 013	NOTE: <i>Thru-bolted dummy applications are recommended for commercial use.</i>	10B Black, Oil-Rubbed, Lacquered	
434					SQ Square - 678 2 9/16" Sq.
458	SQ Square - 678 2 9/16" Sq.	(Optional) T - 013	NOTE: <i>Thru-bolted dummy applications are recommended for commercial use.</i>	15 Satin Nickel Plated, Lacquered	
565					SQ Square - 678 2 9/16" Sq.
935	SQ Square - 678 2 9/16" Sq.	(Optional) T - 013	NOTE: <i>Thru-bolted dummy applications are recommended for commercial use.</i>	26D Satin Chrome Plated**	
566					SQ Square - 678 2 9/16" Sq.
936	SQ Square - 678 2 9/16" Sq.	(Optional) T - 013	NOTE: <i>Thru-bolted dummy applications are recommended for commercial use.</i>	NOTE: <i>*3A Only available for 434, 458, 565 & 955 with Traditional rose.</i>	
955					SQ Square - 678 2 9/16" Sq.
956	SQ Square - 678 2 9/16" Sq.	(Optional) T - 013	NOTE: <i>Thru-bolted dummy applications are recommended for commercial use.</i>		

EXAMPLE: PASSAGE / PRIVACY LATCHSETS

895 AR / X 238 F . PA 15

A B Levers Only C D E F

Would be Product Order #895AR/238F.PA15

If ordering a 28" latch, please add "X" before the backset.
(Example: 895AR/X238F.PA15)

EXAMPLE: PAIR / SINGLE DUMMY

895 AR / R . SD 15

A B R or L Lever, or 0 for Knob† E F

† "R" = Right-Handed Lever
"L" = Left-Handed Lever
"0" = Knob or Pair Dummy

Would be Product Order #895AR/R.SD15

If ordering with a knob, please use a "0". (Example: 434AR/0.SD15)
Note, latch and strike options do not apply.

Pricing

PA/PR = Passage/Privacy / Latch operates by knob or lever from either side of door.
PD = Pair Dummy / Trim on both sides of door.
SD = Single Dummy / Trim on one side of door only.

Pricing shown is suggested retail.

TIER 1

PA/PR \$184	Levers	Knobs
SD \$90	28° Latch	55° Latch
	785	434
Any Rose.	895	458
Any Finish.		565

TIER 2

PA/PR \$196	Knobs
SD \$95	55° Latch
	566
Any Rose.	936
Any Finish.	955
	956

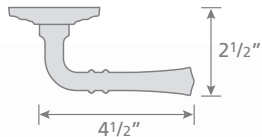
TIER 3

PA/PR \$208	Levers	Knobs
SD \$102	28° Latch	55° Latch
	912	935
Any Rose.	925	
Any Finish.	930	

785



TD



MD



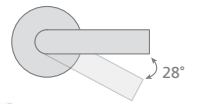
AR



RT



SQ



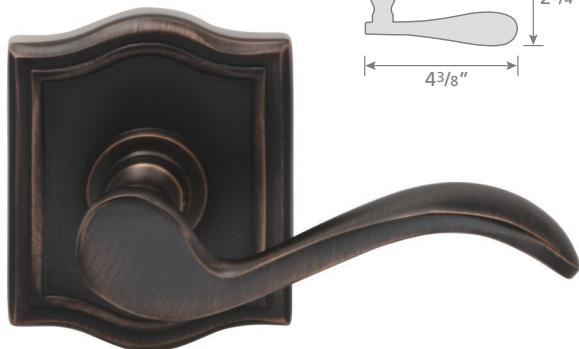
- US3
- US4
- US10B
- US14
- US15
- US26
- TB

28° Latch. Any Rose. Any Finish.

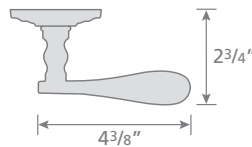
List prices include tariff upcharges.

PA/PR \$184 **SD \$90**

895



AR



MD



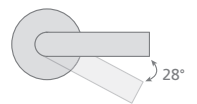
TD



RT



SQ



- US3
- US4
- US10B
- US14
- US15
- US26
- TB

28° Latch. Any Rose. Any Finish.

List prices include tariff upcharges.

PA/PR \$184 **SD \$90**

434

RT MD AR TD SQ

STANDARD: 55° Latch. Any Rose. Any Finish.
 PA/PR \$184 SD \$90

OPTION: 28° Latch. Any Rose. Any Finish.
 PA/PR \$204 SD \$90

- US3
 - US3A*
 - US4
 - US10B
 - US14
 - US15
 - US26
 - TB
- *US3A only available for TD rose.

List prices include tariff upcharges.

458

TD MD AR RT SQ

STANDARD: 55° Latch. Any Rose. Any Finish.
 PA/PR \$184 SD \$90

OPTION: 28° Latch. Any Rose. Any Finish.
 PA/PR \$204 SD \$90

- US3
 - US3A*
 - US4
 - US10B
 - US14
 - US15
 - US26
 - TB
- *US3A only available for TD rose.

List prices include tariff upcharges.

565

AR MD TD RT SQ

STANDARD: 55° Latch. Any Rose. Any Finish.
 PA/PR \$184 SD \$90

OPTION: 28° Latch. Any Rose. Any Finish.
 PA/PR \$204 SD \$90

- US3
 - US3A*
 - US4
 - US10B
 - US14
 - US15
 - US26
 - TB
- *US3A only available for TD rose.

List prices include tariff upcharges.

Matching glass cabinet hardware is available. See page 11.

566

US3
US4
US5
US10B
US14
US15
US26

STANDARD: 55° Latch. Any Rose. Any Finish.
PA/PR \$196 SD \$95

OPTION: 28° Latch. Any Rose. Any Finish.
PA/PR \$216 SD \$95

List prices include tariff upcharges.

936

US3
US4
US5
US10B
US14
US15
US26

STANDARD: 55° Latch. Any Rose. Any Finish.
PA/PR \$196 SD \$95

OPTION: 28° Latch. Any Rose. Any Finish.
PA/PR \$216 SD \$95

List prices include tariff upcharges.

955

US3
US3A*
US4
US5
US10B
US14
US15
US26
TB

STANDARD: 55° Latch. Any Rose. Any Finish.
PA/PR \$196 SD \$95

OPTION: 28° Latch. Any Rose. Any Finish.
PA/PR \$216 SD \$95

List prices include tariff upcharges.

*US3A only available for TD rose.

956

US3
US4
US5
US10B
US14
US15
US26

STANDARD: 55° Latch. Any Rose. Any Finish.
PA/PR \$196 SD \$95

OPTION: 28° Latch. Any Rose. Any Finish.
PA/PR \$216 SD \$95

List prices include tariff upcharges.

912

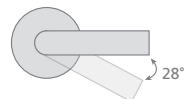

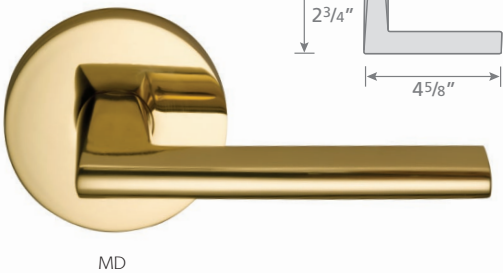


- US3
- US4
- US10B
- US14
- US15
- US26
- US26D*
- TB

28° Latch. Any Rose. Any Finish.
 PA/PR \$208 SD \$102

List prices include tariff upcharges.

925

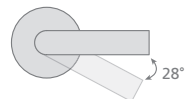

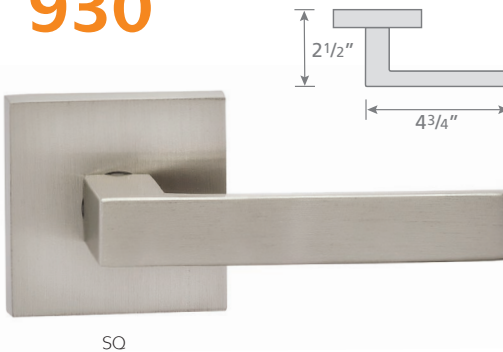


- US3
- US4
- US10B
- US14
- US15
- US26
- US26D*
- TB

28° Latch. Any Rose. Any Finish.
 PA/PR \$208 SD \$102

List prices include tariff upcharges.

930




- US3
- US4
- US10B
- US14
- US15
- US26
- US26D*
- TB

28° Latch. Any Rose. Any Finish.
 PA/PR \$208 SD \$102

List prices include tariff upcharges.

935



- US3
- US4
- US10B
- US14
- US15
- US26
- US26D*
- TB

STANDARD: 55° Latch. Any Rose. Any Finish. PA/PR \$208 SD \$102
 OPTION: 28° Latch. Any Rose. Any Finish. PA/PR \$228 SD \$102

List prices include tariff upcharges.

Auxiliary Deadbolt Kits

ALL KITS: Door Thickness: (Min) 1 3/8" (Max) 3"
Cylinders provided with Schlage C keyway.

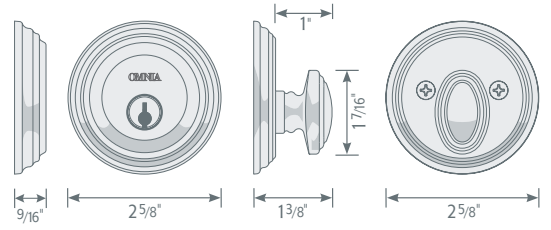
These kits are used with a door that needs to be locked with a key. This locking function can be used where security is required and features a keyed cylinder on the exterior and a turnpiece on the interior side of the door.



Traditional TRADDB

\$184
Any Finish.

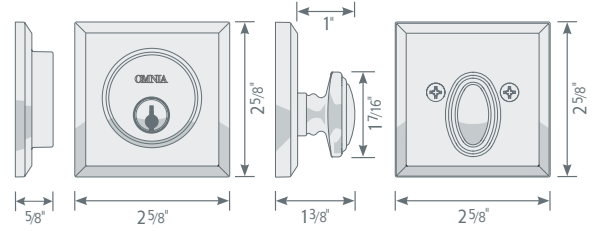
- Finishes: **US3, US4, US10B, US14, US15, US26, TB**
- 2 5/8" Diameter
 - 9/16" Exterior Projection
 - 1 3/8" Interior Turnpiece Projection



Rectangular RECTDB

\$184
Any Finish.

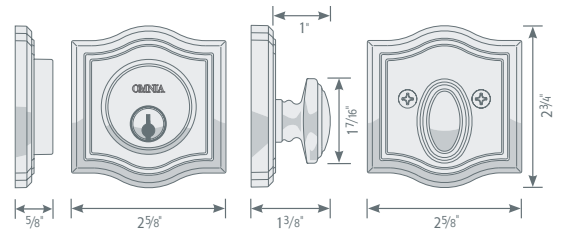
- Finishes: **US3, US4, US10B, US14, US15, US26, US26D, TB**
- 2 5/8" Square
 - 5/8" Exterior Projection
 - 1 3/8" Interior Turnpiece Projection



Arched ARCHDB

\$184
Any Finish.

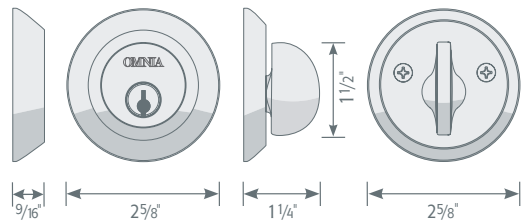
- Finishes: **US3, US4, US10B, US14, US15, US26, TB**
- 2 3/4" H x 2 5/8" W
 - 5/8" Exterior Projection
 - 1 3/8" Interior Turnpiece Projection



Modern MODDB

\$184
Any Finish.

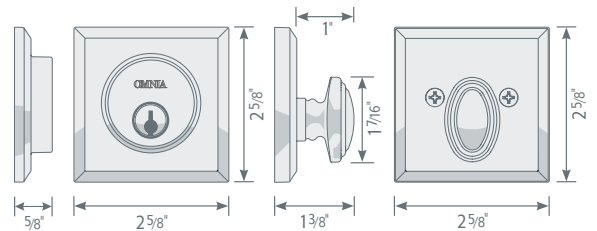
- Finishes: **US3, US4, US10B, US14, US15, US26, US26D, TB**
- 2 5/8" Diameter
 - 9/16" Exterior Projection
 - 1 3/8" Interior Turnpiece Projection



Square SORDB

\$184
Any Finish.

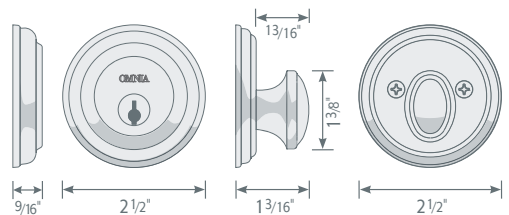
- Finishes: **US3, US4, US10B, US14, US15, US26, US26D**
- 2 5/8" Square
 - 5/8" Exterior Projection
 - 1 3/8" Interior Turnpiece Projection



Colonial COLDB

\$184
Any Finish.

- Finishes: **US3, US3A, US4, US5, US5A, US10B, US14, US15, US26, SB, TB**
- 2 1/2" Diameter
 - 9/16" Exterior Projection
 - 1 3/16" Interior Turnpiece Projection



List prices shown above include tariff upcharges.

Suggested retail prices effective February 1, 2023.

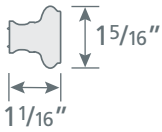
Glass Cabinet Hardware

See page 3 for enlarged images of all finishes.

9566



-  US3
-  US4
-  US5
-  US10B
-  US14
-  US15
-  US26

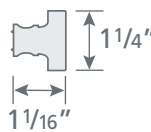


List price includes tariff upcharges. **\$29**

9936



-  US3
-  US4
-  US5
-  US10B
-  US14
-  US15
-  US26

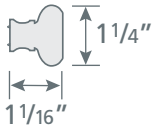


List price includes tariff upcharges. **\$29**

9955



-  US3
-  US4
-  US5
-  US10B
-  US14
-  US15
-  US26

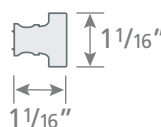


List price includes tariff upcharges. **\$29**

9956



-  US3
-  US4
-  US5
-  US10B
-  US14
-  US15
-  US26



List price includes tariff upcharges. **\$29**

Hinges

Please refer to our complete Hinge Catalog for all hinge sizes and finishes.



985BB/4



985/35



985R/35



Finial Options



Since 1964, the OMNIA name has been synonymous with architectural hardware that is uniquely and stylishly designed while exceptionally functional. OMNIA prides itself on our attention given to every element, from quality to innovation, from service to marketing. A blending of traditions of excellence, coupled with a strong commitment to modern technologies, makes OMNIA your sound choice for any residential or commercial application.

Prodigy
FORGING ELEGANCE
OMNIA

OMNIA
INDUSTRIES, INC.

5 Cliffside Drive • Box 330
Cedar Grove, New Jersey 07009
tel 973.239.7272 / fax 973.239.5960
orders@OMNIAindustries.com
www.OMNIAindustries.com

