

# CRYST RAMA











1958

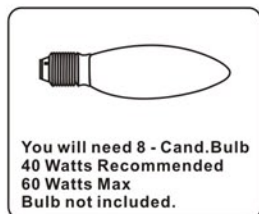
95 Cantiague Rock Road, Westbury NY 11590

ph: 516.931.9090 fax: 516.931.1254

info@crystorama.com www.crystorama.com

## MODEL#: 1128-MWP ASSEMBLY AND DRESSING INSTRUCTIONS

- A =  (9/50-2") \* 37pcs
- B =  (9/30-1.5") \* 8pcs
- C =  (9/60-2.5") \* 4pcs
- D =  (1 Ring + 1 Square) \* 8pcs
- E =  (10 Jewels Strand) \* 8pcs
- F =  (9/76-3") \* 8pcs
- G =  (1x40mm Ball + 2 Jewels) \* 1pc
- H =  (24 Jewels Strand) \* 8pcs



All electrical components must be installed by a licensed electrician in accordance with the National Electric Code and the appropriate local electrical codes.

