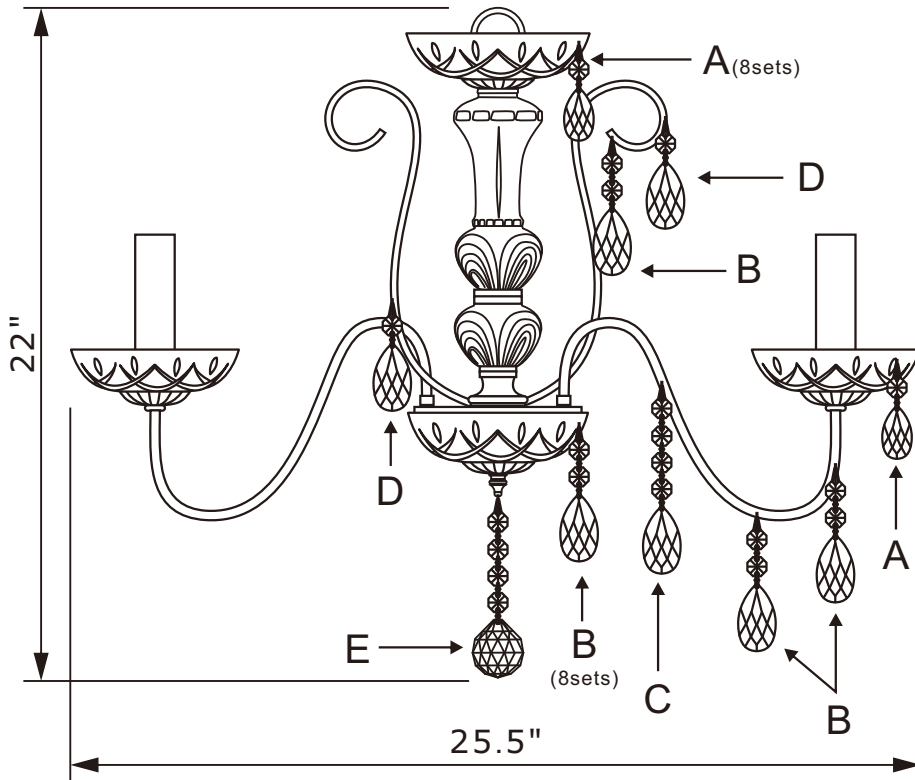


# CRYSTORAMA

LIGHTING THE WAY FOR SIXTY YEARS

## ASSEMBLY INSTRUCTION MODEL #3028-EB-CL-MWP



All electrical components must be installed by a licensed electrician in accordance with the National Electric Code and the appropriate local electrical codes.




You will need 8 -Candelabra Base Bulb  
40 Watts recommended 60Watts Max.  
USE LED BULBS FOR EXTENDED USE

The fixture is Dry rated.

### How to Install

1. Feed the wire through the scroll and glass column kit. Turn the fixture loop to tighten the scroll onto the frame.
2. Place the bottom bobèche and dish over the bottom cover and secure with the finial.
3. Attach the mounting bar onto the outlet box.
4. Decide the desired hanging height and adjust the chain to the correct length.
5. Raise the fixture up and do the wire connection. Attach the canopy over the mounting bar and secure with collar ring.
6. Slide the bobèche and candle sleeve over the socket.
7. Dress the crystals as illustrated.

### DETAILED ILLUSTRATION



### Crystal Sets


- A. 48 Sets. (1)14mm + AS9-1.5"
- B. 32 Sets. (2)14mm + AS9-2"
- C. 8 Sets. (4)14mm + AS9-2"
- D. 16 Sets. (1)14mm + AS9-2"
- E. 1 Piece. (4)14mm + AS8-40mm Ball

**WARNING:** This product can expose you to Lead, which is known to the State of California to cause cancer and/or birth defects or reproductive harm. For more information go to [www.P65warnings.ca.gov](http://www.P65warnings.ca.gov)

# CRYSTORAMA

LIGHTING THE WAY FOR SIXTY YEARS

PART NUMBER MODEL #3028-EB-CL-MWP



## Part Number

### Part Numbers

- A. (2)-Wire Connector
- B. (1)-Mounting Bar
- C. (1)-Lock Washer
- D. (1)-Hex Nut
- E. (1)-Nipple
- F. (1)-Canopy (W5"xH1")  
-XSN3025EBCAN5IN
- G. (1)-Collar Ring
- H. (1)-Collar Loop
- I. (1)-Chain (4mmx72")
- J. (1)-Loop
- K. (1)-Glass Column kit  
Washer, Nut, Ground Wire.  
Top Bobèche; Ø5", 8pin,  
13mm hole-XSN3028EBBOB8PN  
Top Dish.  
Thread: H12 5/8".  
Glass Vase: H6 3/4", Ø3 1/4".  
Glass Ball: H3", Ø3 1/8".  
Metal Cover: Ø1 7/8".
- L. (8)-Scroll-XSN3028EBSCROLL
- M. (8)-Candle Sleeve; H4"  
-XSN3025CDL4IN
- N. (8)-Bobèche; Ø4", 5pin, 28mm hole  
-XSN3022EBBOB5PN
- O. (8)-Arms
- P. (1)-Bottom Bobèche; Ø5", 8pin,  
13mm hole-XSN3028EBBOB8PN
- Q. (1)-Bottom Dish
- R. (1)-Finial-XSN3025EBFIN