

# MARKAR AND PEMKO CATALOG

**PEMKO**  
**ASSA ABLOY**

Experience a safer  
and more open world

<b>General Information:</b>	<b>2</b>	Acoustic Thresholds	106
About the Pemko Product Line	8	Threshold with Flexible Joint	106
The West Coast Stocking Program	9	Concealed Fastener Thresholds	107
General Information & Terms	10	Eco-V™ Thresholds	108
Materials & Finishes Information	12	Adjustable-Width Eco-V™ Threshold	109
Product Testing / Classification Symbols	13	Heavy Duty Latching Panic Exit Saddle Threshold	110
Barrier-Free Systems	15	Heavy Duty Thresholds	110
ANSI/BHMA Standards	16	Modular Heavy Duty Thresholds	111
Excessive Gap Products	17	Floor Plates/Safety Treads	112
<b>Markar Continuous Pin and Barrel Hinges:</b>	<b>19</b>	Aluminum Plates	113
General Information	20	Carpet Separators	114
Hinge Finishes	22	Floor Plate Supports/Accessories and Elevators	115
Hinge Numbering System and Standard Lengths	23	Threshold Stop Strips	116
Continuous Hinge Modifications	24	Floor Closer Thresholds/Cover Plate Assemblies	117
3500 Series Stainless Steel Pin and Barrel Security Hinges	27	ANSI/BHMA A156.21 Thresholds - Cross Reference	118
600 Series Stainless Steel Pin and Barrel Hinges	31	<b>Modular Ramps:</b>	<b>121</b>
300 Series Stainless Steel Pin and Barrel Hinges	32	Ramp Ordering Information	122
300 Series Stainless Steel Edge Guards	47	Modular Ramp Threshold Assemblies - Flush Applications	123
200 Series Carbon Steel Pin and Barrel Hinges	51	Modular Ramp Threshold Assemblies - Offset (7" Top Plate)	124
100 Series Aluminum Pin and Barrel Continuous Hinges	53	Modular Ramp Threshold Assemblies - Offset (3½" Top Plate)	125
900 Series Toilet Partition Hinges	55	Modular Ramp Threshold Components	126
400 Series Toilet Partition Hinges	57	Modular Ramp Threshold Assemblies - Variables	127
Pivots	59	Risers for Modular Ramps	127
Flat Astragals	60	Miter Returns For All Modular Ramp Thresholds	128
Fasteners and Fastener Packs	61	Barrier-Free Ramp Thresholds	129
Tools, Parts, and Accessories	65	Fire Retardant and Styrene Butadiene Rubber Ramp Thresholds	130
Custom Lengths	66	Recycled Rubber Ramp Assembly	131
<b>PemkoHinge® Geared Continuous Hinges:</b>	<b>67</b>	<b>Door Bottoms:</b>	<b>133</b>
What is PemkoHinge®?	68	Automatic Door Bottoms	134
Ordering Chart	68	Residential Automatic Door Bottoms	138
BHMA Certification Program	69	End Plates for Automatic Door Bottoms	139
Hospital Tip	69	Excessive Gap Door Bottom Solutions	140
Cycle Requirements and Weight Bearing	69	Excessive Gap Door Top Solutions	140
UL Fire Labeling	69	Eco-V™ Door Shoes	140
Options for Electrically Modified Continuous Geared Hinges	70	Door Shoes	141
X-Series PemkoHinge®	71	Thermally Broken Door Shoe	143
Offset Hinges	72	Door Sweeps for Hollow Metal Doors	144
Full Mortise Hinges	73	Fabrication Options for Door Shoes	144
Special Full Mortise Hinges	74	Door Bottom Sweeps	145
Kawneer Full Mortise Hinges	75	Stainless Steel Door Bottom Sweeps	149
Raised Gear Hinge	75	Specialty Door Bottoms	150
Full Mortise Safety Hinges	76	Door Top Weatherstrip	150
Wide Throw Full Mortise Hinges	77	<b>Astragals &amp; Meeting Stiles:</b>	<b>151</b>
Wide Throw Half Surface Hinges	77	Astragal and Meeting Stile Gasketing - Split Astragals	152
Half Surface Hinges	78	Split Astragals with Snap Covers - Concealed Fasteners	154
Half Mortise Hinges	78	Meeting Stile Gasketing	154
Full Surface Hinges	79	Meeting Stile Gasketing/Excessive Gap Meeting Stile	155
Full Surface Center Pivot Hinges	79	Adhesive Astragal/Meeting Stile Seals	156
Full Surface Balanced Pivot Hinge	79	Adjustable Astragals	156
Full Mortise Residential Hinges	80	"T" and Overlapping Astragals	157
Firepins™	81	Security Astragal	158
Double Swing Hinge	82	Adhesive-Backed Mullion Gasketing	158
Emergency Release Stop	82	Adhesive-Backed Astragal Seal	158
Power Transfer Units	84	Offset Security Bar	158
<b>Commercial Thresholds:</b>	<b>85</b>	Locking Astragals	159
Saddle Thresholds	86	<b>Brush Gasketing:</b>	<b>161</b>
Half Saddle Thresholds	91	180° Aluminum Retainers	162
Offset Saddles and Offset Half Saddles	93	180° Concealed Fastener Retainers	163
Stainless Steel Saddles	94	90° Aluminum Retainers	164
Stainless Steel Half Saddles and Offset Saddles	94	45° Concealed Fastener Retainers	164
Thermal Break Saddles	95	Mortise Retainers	166
Stainless Steel Thermal Break Threshold	98	Aluminum Retainer with Rain Drip	166
Latching Panic Exit Saddles	99	Oak Retainers	166
Latching Panic Exit Saddles - Thermal Break	103	Meeting Stiles	167



Experience a safer  
and more open world

<b>Perimeter Gasketing:</b>	<b>169</b>		
Standard Perimeter Gasketing	170	TBS200A-SW Series	225
Perimeter Gasket Solutions for Sliding Doors	173	TBS250A-OH Series	226
Stainless Steel Perimeter Gasketing	174	TBS250A-SW Series	227
Adjustable Jamb Gasketing	175	H600S-OH Series	228
Heavy Duty Interlock Perimeter Gasketing	175	H600S-SW Series	229
Heavy Duty Perimeter Gasketing - Head Section	176	H800S-OH Series	230
Heavy Duty Perimeter Gasketing - Standard Jamb	177	H800S-SW Series	231
Perimeter Gasket Jamb Brackets	177	H1100A-OH Series	232
Snap Cover Perimeter Gasketing With Concealed Fasteners	178	H1100A-SW Series	233
Kerf-In Weatherstrip	179	Husky Sliding Glass Series	234
Magnetic Weatherstrip	180	Pocket Frame Kit	235
Adhesive Perimeter Gasketing	180	Folding 100 Series	236
MicroShield® Antimicrobial Adhesive Gasketing	181	Pacer Interior End Fold Series	237
Excessive Gap Perimeter Solutions	182	Hide Slide	238
Interlock Weatherstrip For Wood Windows	182	Flexirol Interior End Fold Series	239
Interlock Weatherstrip For Wood Doors	183	Stainless Steel Sliding Track Hardware System for Wood Doors	240
Cushion/Spring Weatherstrip	183	Stainless Steel Sliding Track Hardware System for Glass Doors	249
Fasteners for Cushion, Spring and Interlock Weatherstrip	183	Builders Series Flat Track for Wood Doors	251
Privacy Seals for Sliding Doors	184	Designer Series Flat Track for Wood Doors	253
<b>Adhesive Gasketing:</b>	<b>185</b>	SIM 150 - 2 Door	255
SiliconSeal Adhesive-Backed Fire/Smoke Gasketing	186	SIM 150 - 3 Door	256
PemkoPrene® Adhesive-Backed Fire/Smoke Gasketing	187	Cascading Door with Sample Configurations	257
SiliconSeal Adhesive-Backed Meeting Stile Gasketing	187	PemkoMatic™ Sliding Door Operator	258
MicroShield® Antimicrobial Gasketing	188	SDL Privacy Barn Door Lock	259
Hot Smoke Seal/SiliconSeal Combination Fire/Smoke Sealing	188	Options and Accessories	260
<b>Hospitality Products:</b>	<b>189</b>	Privacy Seal Sets	260
Privacy Door Latch, Bracket and Decals	190	Soft Close Systems	261
SiliconSeal Adhesive Gasketing	191	<b>Residential Thresholds:</b>	<b>265</b>
Automatic Door Bottoms: Acoustic	192	Interlocking Thresholds and Caps	266
Door Shoes	192	Interlocking Thresholds - Water Return	267
Acoustic Adhesive Corner Pads	192	Interlocking Hooks	267
Automatic Door Bottoms	193	Adjustable Eco-V™ Top Thresholds	268
Eco-V™ Thresholds	194	Eco-V™ Top Thresholds	268
Adjustable-Width Eco-V™ Threshold	195	Residential Saddles	268
Stainless Steel Sliding Track Hardware System	196	Bumper Thresholds for Outswing Doors	269
Cascading Door with Sample Configurations	197	Squareback Thresholds	269
SHS80 System	198	Sill Nosings	270
Bypass Track Series	199	Adjustable Aluminum Top Sills	271
<b>Acoustic Products:</b>	<b>201</b>	Adjustable Oak Top Sills	272
Basic Acoustic Information	202	Outswing Adjustable Oak Top Sills	273
Acoustic Seal Sets	204	Residential All-Aluminum Adjustable Sills	273
Acoustic Thresholds	205	Fixed Eco-V™ Top Residential Sills	274
Saddle Thresholds	206	Residential All-Aluminum Fixed Sills	274
Automatic Door Bottoms - Acoustic	207	Outswing Fixed Bumper Sills	275
Door Shoes	207	Extenders For All Residential Sills	275
Acoustic Adhesive Corner Pads	207	<b>Floor Molding, Trim, &amp; Handyshapes™:</b>	<b>277</b>
Standard Perimeter Gasketing	208	Carpet Bar and Seam Binding	278
SiliconSeal Adhesive-Backed Gasketing	208	Stair Nosing	278
<b>Pemko Sliding &amp; Folding Hardware:</b>	<b>209</b>	Oak Seam Binding, Floor Edging, and Carpet Trim	278
H180A Series	210	<b>Weatherization Products:</b>	<b>279</b>
SHS80 Series	211	Foam Tape	280
Sliding 200 Series	212	Neoprene Tape	280
Side Wall Track (SWT) System	213	Miscellaneous Tape	281
Bypass Track Series	216	Spring Bronze Weatherstrip	281
SIM200A Series	217	Garage Door Weatherstrip	281
LP200 Series	218	<b>Fire Glazing Tape:</b>	<b>283</b>
Sirocco Series	219	Fire Glazing Tape	284
H300S-OH Series	220	Fire Glazing Tape Applications	285
H300S-SW Series	221	<b>Door &amp; Frame Accessories:</b>	<b>291</b>
H440A-OH Series	222	Glazing Bead/Spreader Bar	292
H440A-SW Series	223	Reinforcements - Fillers	292
TBS200A-OH Series	224	Reinforcements - Misc.	293

Product	Index	Product	Index	Product	Index	Product	Index	Product	Index
1A/290.....	221	70E-99.....	183	151.....	206	221.....	143	259.....	129
1A/290/EC.....	220	72.....	243	154.....	88	222.....	144	270.....	86
1A/301.....	229	73.....	183	154.....	206	223.....	142	271.....	86
1A/301/EC.....	228	74.....	183	154SS.....	94	227.....	112	272.....	86
1A/550.....	233	75.....	183	157.....	93	228.....	112	273.....	91
1AX/290.....	221	82.....	244	158.....	93	229.....	112	273x3_FG.....	95
1AX/301.....	229	89/2N.....	220	158SS.....	94	230.....	114	273x4_FG.....	95
1AX/301.....	231	92.....	245	159.....	101	234.....	141	273x224_FG.....	104
1B.....	223	94A.....	210	166.....	88	236.....	114	273x292_FGPK.....	105
1BX.....	223	94A.....	220	169.....	88	249.....	268	274.....	91
2.....	13	94A.....	236	170.....	88	250.....	268	274x4.....	87
2P.....	182	94A.....	260	171.....	89	252.....	92	274x4_FG.....	95
3A/290.....	220	101.....	266	172.....	89	252SS.....	94	274x4x270.....	117
3A/301.....	228	102N.....	210	173.....	86	252x2_FG.....	96	274x4x271.....	117
3A/301.....	230	102N.....	220	174.....	114	252x2SSFG.....	98	274x224_FG.....	104
3AX/290.....	220	102N.....	240	175.....	88	252x3_FG.....	96	274x292_FGPK.....	105
3AX/301.....	228	102N.....	251	175.....	206	252x3SSFG.....	98	276.....	87
3AX/301.....	230	102N.....	260	175SS.....	94	252x4SSFG.....	98	276.....	117
4C.....	182	102WA.....	210	176.....	89	252x226.....	102	276x270.....	117
4P.....	182	102WA.....	212	176.....	117	252x226_FG.....	103	276x271.....	117
8-12/SN.....	234	102WA.....	213	176x170.....	117	253.....	92	277.....	100
10.....	10	102WA.....	217	176x171.....	117	253SS.....	94	278.....	91
10.....	182	102WA.....	221	177.....	101	253x3_FG.....	96	278x224_FG.....	104
12.....	249	102WA.....	223	179.....	100	253x3SS FG.....	98	278X292_FGPK.....	105
14/1.....	113	102WA.....	231	181.....	101	253x4_FG.....	96	279.....	91
18/1.....	113	102WA.....	260	182.....	93	253x4SS FG.....	98	279x224_FG.....	104
21/550/P.....	239	102WN.....	210	183.....	115	253x6_FG.....	97	279x292_FGPK.....	105
21BO/4.....	237	102WN.....	217	184.....	116	253x226_FG.....	103	280.....	210
21B/P.....	237	102WN.....	221	185.....	102	254.....	92	280.....	217
21N/94.....	237	102WN.....	223	190.....	112	254SS.....	94	280.....	236
21R/94.....	239	102WN.....	229	191.....	112	254x4.....	90	280_SWF.....	213
30.....	8	102WN.....	231	192.....	112	254x4_FG.....	97	280_SWT.....	213
30.....	183	102WN.....	251	193.....	112	254x4SS FG.....	98	280_SWTKIT.....	213
32.....	250	106HF/94.....	236	193x2/195.....	117	254x4x170.....	117	281.....	211
41M.....	183	106N/94.....	260	195.....	115	254x4x171.....	117	281.....	217
43.....	183	106R/94.....	210	196.....	115	254x5_FG.....	97	281.....	234
52.....	11	106R/94.....	220	200.....	115	254x226.....	102	281.....	236
56.....	146	106R/94.....	260	206.....	268	254x226_FG.....	103	281.....	260
57.....	146	108.....	266	208.....	268	255.....	92	282.....	115
57A/N.....	230	110.....	266	209.....	141	255x5.....	90	282HD.....	236
57A/S.....	228	111.....	246	210.....	141	255x5_FG.....	96	283.....	115
57B.....	222	114.....	266	211.....	141	255x 226.....	102	283.....	236
57K/N.....	220	120.....	266	212.....	268	255x226_FG.....	103	284D.....	234
61.....	267	136.....	267	215.....	141	256.....	92	285.....	172
62.....	240	142.....	267	216.....	141	256x6.....	90	287R1-KIT.....	210
66.....	267	145.....	267	216_FG.....	143	256x6_FG.....	95	287R1-KIT.....	212
68.....	150	146.....	267	217.....	141	257.....	129	287R1-KIT.....	213
70C-100.....	183	149.....	269	218.....	268	257x259.....	117	287R1-KIT.....	216
70D-100.....	183	151.....	86	219.....	268	257x259.....	129	289B.....	236



Experience a safer  
and more open world

800-824-3018 | [www.pemko.com](http://www.pemko.com)  
Check the web site for the up-to-date catalog

Copyright © 2015-2025, ASSA ABLOY Accessories and Door Controls Group, Inc., an ASSA ABLOY Group company. All rights reserved.  
Reproduction in whole or in part without the express written permission of ASSA ABLOY Accessories and Door Controls Group, Inc. is prohibited.

Product	Index	Product	Index	Product	Index	Product	Index	Product	Index
289T	236	332	171	650	107	2132	278	2812	260
290	116	335	175	651	107	2132W	278	2815_M	180
290	177	336	175	671	107	2134	278	2891	176
290	220	344	150	766	93	2170	140	2892	176
294	173	345	146	766x3_FG	97	2173	142	2893	176
296	172	345	147	950	173	2173	192	2902	177
297	152	345	166	950	184	2211	143	2903	177
297	170	346	150	971A	210	2212	143	3151	145
300	155	347	150	971A	217	2212	207	3151	172
301	228	350	175	971A	220	2219	278	3151SS	149
303	152	351	156	971A	222	2219W	278	3261	270
303	170	353	158	971A	228	2221	144	3452	146
303	208	354	156	971A	230	2266	112	3452	147
305	152	355	157	971A	232	2286	112	3452	166
305	171	356	157	971A	236	2343	142	3493	158
305SS	152	357	157	971A	260	2343	192	3494	158
305SS	174	359	157	987	11	2364	114	3495	160
306	173	368	145	1075C	210	2548	89	3496	160
307	146	369	155	1076	197	2548	117	3572	158
308	146	371	155	1076	257	2548x170	117	3692	142
309	173	372	155	1547	88	2548x171	117	3692	192
310	153	375	157	1547	206	2549	90	3692	207
311CIN	153	375	171	1710	89	2550	90	4131	136
312	172	379	175	1715	110	2555	92	4131	193
312	208	394	173	1716	111	2565	92	4301	136
313	150	394	184	1717	111	2705	110	5025	166
313	154	403/2	237	1718	111	2715	110	5041	166
314	150	405	138	1719	111	2716	110	5061	166
314	154	411	137	1842	116	2727	93	5100	166
315	145	411	193	1855	101	2746	91	5110	158
315	172	412	136	1951	114	2746x6	87	8451	275
315	208	420	137	2001	99	2746x6_FG	95	8452	275
315SS	149	434	137	2002	99	2746x292_FGPK	105	18041	153
315SS	174	550A	232	2005	99	2748	87	18041	163
316	153	550A	239	2006	99	2748	117	18041	167
316	170	556/21	239	2006STC	106	2748x270	117	18050	163
317	150	556/57	232	2006STC	205	2748x271	117	18061	147
319	171	566	93	2008	106	2749	87	18061	153
319SS	174	566x3_FG	97	2008	205	2750	87	18061	163
321	145	573x5_FG	106	2009	100	2755	91	18061	167
321SS	149	600A	222	2009	205	2802	197	18062	163
322	175	600A	237	2010	100	2802	216	18062W	166
324	270	601H	197	2051	269	2802	257	18100	147
325XGSS	17	601H	211	2052	269	2802BT	216	18100	163
325XGSS	140	601H	217	2053	269	2802BT	260	18100_NBE	148
326	270	601H	234	2054	269	2803	255	18100W	166
327	270	601H	257	2113	142	2812	197	18137	147
330	172	601H	260	2113	192	2812	216	18137	162
331	183	601P	222	2120	278	2812	257	18175	162

800-824-3018 | [www.pemko.com](http://www.pemko.com)

Check the web site for the up-to-date catalog

Copyright © 2015-2025, ASSA ABLOY Accessories and Door Controls Group, Inc., an ASSA ABLOY Group company. All rights reserved.  
 Reproduction in whole or in part without the express written permission of ASSA ABLOY Accessories and Door Controls Group, Inc. is prohibited.

**PEMKO**  
**ASSA ABLOY**

Experience a safer  
 and more open world

Product	Index	Product	Index	Product	Index	Product	Index	Product	Index
18250.....	162	ADJ232V8.....	195	EZGAP™ XG10.....	17	G60 to G70.....	249	HSS20XGxS773.....	182
18400.....	162	ADJ232V14.....	109	EZGAP™ XG10.....	182	GLASSGUIDE.....	249	HSS1000.....	188
19125.....	113	ADJ232V14.....	195	F134.....	210	GS2-20PK.....	292	HSS2000.....	188
29310.....	154	ADJ232x2325V8.....	109	F134.....	216	GS3-20PK.....	292	HSS2000.....	289
29310.....	178	ADJ232x2325V8.....	195	F134.....	255	GS4-20PK.....	292	HSS2000xS44.....	188
29313.....	178	AM88.....	181	F134.....	260	H180A.....	210	HSS2000xS88.....	187
29324.....	154	AM88.....	188	F160C.....	222	H200.....	212	HSS7750.....	188
29324.....	163	B1923.....	59	F160ECP.....	222	H200.....	213	HSS7850.....	188
29324.....	167	BAR.....	240	F200C.....	223	H200PACK.....	212	HS_SF.....	78
29326.....	154	BKT050.....	177	F200ECP.....	223	H200PACK.....	213	K28_-SWEP.....	213
29326.....	163	BKT075.....	177	FA68.....	60	H200PACK.....	260	K134EP.....	211
29326.....	167	BKT1532.....	177	FA70.....	60	H222R1.....	197	K134EP.....	217
29326.....	178	BRACKET2.....	240	FA80.....	60	H222R1.....	210	K134EP.....	260
29344.....	164	CB1-50PK.....	292	FG3000S45.....	284	H222R1.....	235	K411.....	139
29344.....	178	CR2-5PK.....	293	FG3000S45.....	285	H222R1.....	257	K412.....	139
29346.....	164	DSH.....	83	FG3000S45.....	286	H300S-OH.....	220	K420.....	139
29346.....	178	DSH1000.....	82	FG3000S45.....	287	H300S-SW.....	221	K435.....	139
29394.....	173	EG308.....	47	FG3000S45.....	290	H440A-OH.....	222	K435-PREM.....	139
29394.....	184	EGA305xG.....	140	FG3000S90.....	284	H440A-SW.....	223	K436.....	139
45041.....	165	EGA305xG.....	17	FG3000S90.....	288	H600S-OH.....	228	K436SM.....	139
45061.....	165	EGC308.....	48	FG3000S90.....	289	H600S-SW.....	229	K1077_-SWEP.....	210
45062.....	165	EGL308.....	49	FIF2/275A.....	239	H800S-OH.....	230	K4133.....	139
45100.....	165	EGT308.....	50	FM.....	73	H800S-SW.....	231	K4301.....	139
45137.....	165	EL-CEPT.....	84	FM100.....	53	H1100A-OH.....	232	K_FM.....	75
45175.....	165	EL-EPT.....	84	FM200.....	51	H1100A-SW.....	233	LH100.....	218
45250.....	165	EL-EPTL.....	84	FM300.....	32	HBP200A.....	199	LP200A.....	218
45400.....	165	EL-EPT-SC.....	84	FM300WT.....	33	HBP200A.....	216	MAG349.....	180
74518.....	273	EPD3.....	210	FM300WT.....	34	HF2/100.....	236	N84518.....	274
75518.....	273	EPD3.....	216	FM400.....	57	HF2/100PACK.....	236	N85518.....	274
84514.....	274	EPD3.....	240	FM600.....	31	HF2/100PACK.....	260	NL1678.....	183
85514.....	274	EPD3.....	251	FM900.....	55	HF3-25PK.....	292	NL1734CPXE.....	183
90041.....	164	EPD3.....	255	FM3500.....	27	HF4/100.....	236	NL13516.....	183
90062.....	147	ERS.....	82	FM_RG.....	75	HG305.....	39	OS95518.....	273
90062.....	164	ERSBH.....	82	FM_SF.....	76	HG310.....	41	OS_FM.....	72
90100.....	147	ERSMP.....	82	FM_SLF.....	73	HG311.....	42	OS_HS.....	72
90100.....	164	EV80.....	140	FM_SLF138.....	76	HG315.....	43	P50.....	180
90100_NBE.....	148	EV232.....	108	FM_SLI.....	73	HG323.....	44	P51B17.....	183
90137.....	164	EV232.....	194	FM_SLISF.....	76	HG326.....	45	P51B17.....	281
94518.....	271	EV2320.....	108	FS.....	79	HG329.....	46	P240.....	280
94518_W.....	272	EV2320.....	194	FS102.....	54	HG3505.....	30	P241.....	280
95518.....	271	EV2322.....	108	FS301.....	35	HH3/290.....	220	P241-30.....	280
95518_W.....	272	EV2322.....	194	FS302.....	36	HH3/301.....	228	P242.....	280
293100.....	163	EV2325.....	108	FS402.....	58	Hide Slide.....	238	P243.....	280
293100_NB.....	147	EV2325.....	194	FS902.....	56	HM.....	78	P244.....	280
293100_NBE.....	148	EV2326.....	108	FS910.....	56	HM304.....	38	P260.....	280
293100_V.....	148	EV2326.....	194	FS3501.....	28	HS.....	78	P261.....	280
ACP112.....	192	EXT2.....	275	FS3502.....	29	HS203.....	52	P262.....	280
ACP112.....	207	EXT3.....	275	FS_CP.....	79	HS303.....	37	P263.....	280
ADJ232V8.....	109	EXT3/4.....	275	FS/SC309.....	40	HSS20XGxS773.....	18	P264.....	280

**PEMCO**  
**ASSA ABLOY**

Experience a safer  
and more open world

Product	Index	Product	Index	Product	Index	Product	Index	Product	Index
P265.....	280	PFHB-2.....	235	R2OSSMR.....	125	S442.....	181	STOP1.....	243
P266.....	280	PFHS.....	235	R.5F.....	123	S442.....	186	STOP1.....	250
P361V16.....	281	PFKIT-4.....	235	R.5FMR.....	123	S442.....	191	STOP1.....	260
P364R16.....	281	PFKIT-8.....	235	R.5OS.....	124	S442.....	208	STOP3.....	240
P365V16.....	281	PIF2/165A.....	237	R.5OSSMR.....	124	S771.....	156	STOP3.....	242
P380.....	281	PIF4/165A.....	237	R.5OSS.....	125	S771.....	187	STOP3.....	248
P381.....	281	PK33.....	181	R.5OSSMR.....	125	S771.....	191	TBS200A-OH.....	224
P382.....	281	PK33.....	187	R.75F.....	123	S771x6.....	156	TBS200A-SW.....	225
P384.....	281	PK52.....	180	R.75FMR.....	123	S771x6.....	181	TBS250A-OH.....	226
P385.....	280	PK55.....	181	R.75OS.....	124	S771x6.....	187	TBS250A-SW.....	227
P386.....	280	PK55.....	187	R.75OSMR.....	124	S771x6.....	191	W60.....	196
P387.....	281	PSLIDE.....	258	R.75OSS.....	125	S772.....	156	W60 to W100.....	240
P388.....	281	PY900.....	173	R.75OSSMR.....	125	S772.....	187	WING 10_H.....	128
P390.....	280	Q102.....	179	RAMP 1.....	126	S772.....	191	WING 16_H.....	128
P391.....	280	Q103.....	179	RAMP 2.....	127	S773.....	180	WING EXT_H.....	128
P392.....	280	Q106.....	179	RAMP 3.....	126	S773.....	186	WT_FM.....	77
P393.....	280	Q107.....	179	RAMP 4.....	126	S773.....	191	WT_HS.....	77
P394.....	280	Q108.....	179	RAMP 5.....	126	S773.....	208	X25M.....	71
P396.....	280	R1.5F.....	123	RAMP 6.....	126	S776.....	181	XF.....	71
P397.....	280	R1.5FMR.....	123	RAMP 7.....	127	S776.....	186	XG90KIT.....	18
P480.....	281	R1.5OS.....	124	RAMP 8.....	126	S776.....	191	XG90KIT.....	182
P484.....	281	R1.5OSMR.....	124	RAMP 8.....	127	S1125.....	158	XG90SSME-KIT.....	18
P490.....	280	R1.5OSS.....	125	RAMP 9.....	126	SA1.....	138	XG90SSME-KIT.....	155
P491.....	280	R1.5OSSMR.....	125	RAMP 10.....	126	SA2.....	138	XG900.....	18
P493.....	280	R1.25F.....	123	RAMP 11.....	126	SA3.....	138	XG900.....	182
P497.....	280	R1.25FMR.....	123	RAMP 12.....	126	SA4.....	138	XG2212.....	18
PDLAA.....	190	R1.25OS.....	124	RAMP 13.....	127	SBR1F.....	130	XG2212.....	140
PDLBRKT.....	190	R1.25OSMR.....	124	RAMP 14.....	127	SBR1FMR.....	130	XGSHIM.....	17
PDL-D1.....	190	R1.25OSS.....	125	RR1.....	130	SBR.5F.....	130	XGSHIM.....	182
PDL-D2.....	190	R1.25OSSMR.....	125	RR1.25FMR.....	131	SBR.5FMR.....	130	XI.....	71
PemGuard.....	158	R1.75F.....	123	RR2.....	130	SDL.....	259	XK.....	71
PEMKOSFSET.....	184	R1.75FMR.....	123	RS138.....	80	SHS80.....	198	XM.....	71
PEMKOSTCSET.....	204	R1.75OS.....	124	RS175.....	80	SHS80.....	211		
PemXGSeal.....	17	R1.75OSMR.....	124	RVAR1/A.....	127	SIM100.....	217		
PF2x6KIT.....	235	R1.75OSS.....	125	RVAR1/AK.....	127	SIM150.....	255		
PF134 KIT.....	235	R1.75OSSMR.....	125	RVARIOSS.....	127	SIM150-BOLTKit.....	255		
PF28200A.....	235	R1F.....	123	S44.....	180	SIM150-LOCKKIT.....	255		
PFAS.....	235	R1FMR.....	123	S44.....	186	SIM200A.....	217		
PFAS88.....	235	R1OS.....	124	S44.....	191	SIRLH /SIRRH.....	219		
PFAS100.....	235	R1OSMR.....	124	S44.....	208	SOFT CLOSE.....	261		
PFBG-4.....	235	R1OSS.....	125	S52.....	179	SPFM.....	74		
PFBG-4.....	260	R1OSSMR.....	125	S77.....	181	SPFM_SLF.....	74		
PFBG-8.....	235	R2.25F.....	123	S77.....	186	SPFM_SLI.....	74		
PFBG-8.....	260	R2.25FMR.....	123	S88.....	180	STC411.....	135		
PFBS.....	235	R2F.....	123	S88.....	186	STC411.....	192		
PFBS.....	260	R2FMR.....	123	S88.....	191	STC411.....	207		
PFCDKIT.....	235	R2OS.....	124	S104.....	179	STC4131.....	135		
PFFC-8.....	235	R2OSMR.....	124	S105.....	179	STC4131.....	192		
PFHB-1.....	235	R2OSS.....	125	S109.....	179	STC4131.....	207		

800-824-3018 | [www.pemko.com](http://www.pemko.com)

Check the web site for the up-to-date catalog

Copyright © 2015-2025, ASSA ABLOY Accessories and Door Controls Group, Inc., an ASSA ABLOY Group company. All rights reserved.  
 Reproduction in whole or in part without the express written permission of ASSA ABLOY Accessories and Door Controls Group, Inc. is prohibited.

**PEMKO**  
**ASSA ABLOY**

Experience a safer  
 and more open world

## ABOUT THE PEMKO PRODUCT LINE

Since 1952, the Pemko name has been known as a key manufacturer in weatherstripping products. Over the years, as an ASSA ABLOY Group brand, we have expanded our product line into a full line of architectural door trim products to include thresholds, fire/smoke gaskets, door bottoms, perimeter gasketing, brush seals, astragals, continuous geared and stainless steel hinges, fire and life-safety products, lites and louvers, and sliding door hardware.

The Pemko product line offers sound-tested, smoke-labeled, fire-labeled, skid resistant, and ADA-compliant products, and aggressively pursues new product development to create solutions for new applications and requirements.

### Applications

- **Energy Efficiency:** These products make a complete energy efficient door solution – door bottoms, astragals, meeting stiles, brush gasketing, perimeter gasketing, and thermal barrier thresholds.
- **Smoke and Fire Gasketing:** Hot Smoke Seal™ is an intumescent fire life-safety product that meets UBC7-2 (proposed UL10C) positive pressure testing. Pemko S88 and S773 silicone seals are also smoke and fire rated gaskets that meet UBC7-2 positive pressure testing and are Category G gaskets for edge sealing systems for use with Category B doors.
- **Pemko Acoustic Solutions:** As a result of extensive acoustic testing, our gasketing systems are used on openings with STC Ratings from the low-30's and into the mid-50's. Acoustic seal sets have been assembled to better assist with determining an operable rating when a door's sealed-in-place rating is known. See pages 222 to 224 for more info.
- **Electrically Modified Pemko Hinges:** Continuous geared hinges are designed for commercial doors of all traffic levels and offer many benefits for your opening. All of our commercial-grade continuous geared hinges have the added option for electrical modification. Some of these options allow for electrical modifications to be made without removing the door from the opening.
- **ADA-compliant aluminum and rubber ramps** provide wheelchair access in public access doorways.
- **Sustainability:** Products are certified to GREENGUARD GOLD standards for low chemical emissions into indoor air during product usage.

All products in the Pemko line undergo rigorous testing to ensure that they meet or exceed the industry standards. Look for the logos next to the product drawings and see pages 12-13 for more information.



### LEED Certification Contribution

ASSA ABLOY can help to achieve prerequisites and accumulate points in several categories and credit areas for LEED. For further information, please call 1-800-824-3018 or refer to our website to view our prepared LEED statement.



*U.S. Green Building Council logo is a trademark owned by the U.S. Green Building Council and is used with permission.*

*ASSA ABLOY is a member of the USGBC and CaGBC*

### Sales & Support

Customer Service Representatives are available from 7am to 7pm Central time at 1-800-824-3018 or visit the website for the current catalogs, sell sheets, and the most up-to-date templates.

There are many items on the Pemko Quick Ship Program that ship within 48 hours. For the most up-to-date information, visit the Accessories WebShop at <https://accessories.assaabloy.com/en/accessories>. Customers with established Pemko accounts may request an account in WebShop through Pemko's Customer Service Representatives.

### Need a Sales Rep?

Pemko is represented by the ASSA ABLOY Door Security Solutions team. Contact your local ASSA ABLOY Door Security Solution Representative via e-mail by going to [www.assaabloydss.com](http://www.assaabloydss.com) and clicking on "Sales Support" or call 1-800-DSS-EZ4U (800-377-3948).

**Website:** [www.assaabloydooraccessories.us](http://www.assaabloydooraccessories.us)

**Facebook:** [www.facebook.com/ASSAABLOYARCHIT/](https://www.facebook.com/ASSAABLOYARCHIT/)

**Twitter/X:** @ASSAABLOYARCHIT

ASSA ABLOY has manufacturing and warehouse locations for the Pemko line in Memphis TN and Ventura CA. Each location offers a Will Call order pickup option for local customers. In Canada, we have a warehouse location in Toronto ON.

**PEMKO**  
**ASSA ABLOY**

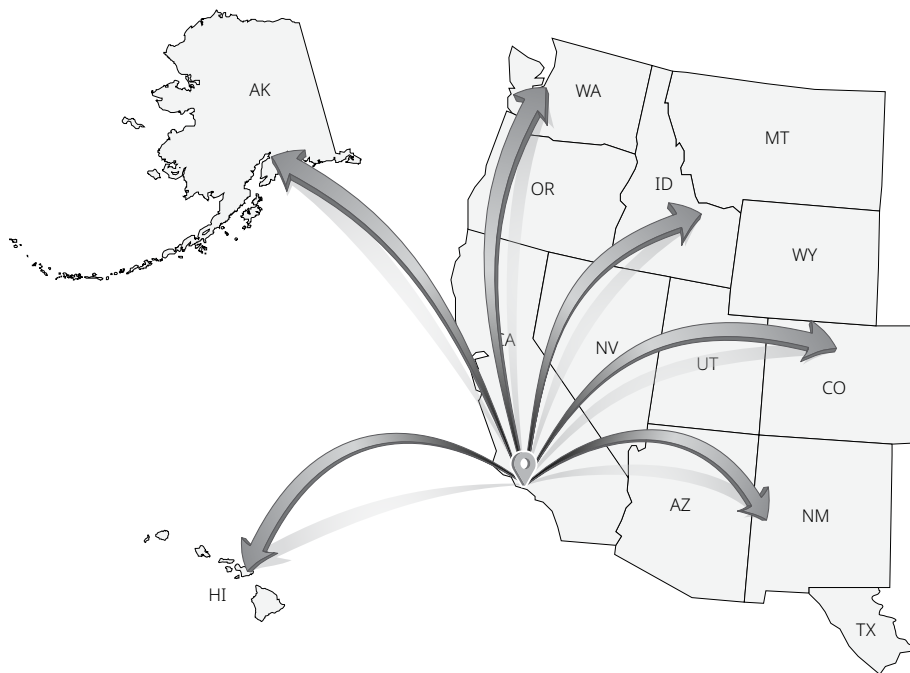
Experience a safer  
and more open world

800-824-3018 | [www.pemko.com](http://www.pemko.com)  
Check the web site for the up-to-date catalog

Copyright © 2015-2025, ASSA ABLOY Accessories and Door Controls Group, Inc., an ASSA ABLOY Group company. All rights reserved. Reproduction in whole or in part without the express written permission of ASSA ABLOY Accessories and Door Controls Group, Inc. is prohibited.

## THE WEST COAST STOCKING PROGRAM

In an effort to better serve our customers in the western regions, we have expanded our collection of Pemko products available through our Ventura, California warehouse. Our West Coast Stocking Program includes a wide range of door accessories including thresholds, fire/smoke gaskets, door bottoms, perimeter gasketing, brush seals, astragals, continuous geared hinges, sliding door hardware, and more. All of the items in this catalog as well as their finishes are available in California.



800-824-3018 | [www.pemko.com](http://www.pemko.com)

Check the web site for the up-to-date catalog

Copyright © 2015-2025, ASSA ABLOY Accessories and Door Controls Group, Inc., an ASSA ABLOY Group company. All rights reserved.  
Reproduction in whole or in part without the express written permission of ASSA ABLOY Accessories and Door Controls Group, Inc. is prohibited.

**PEMKO**  
**ASSA ABLOY**

Experience a safer  
and more open world

## GENERAL INFORMATION AND TERMS

### Terms:

All prices are F.O.B. factory. To customers with satisfactory and / or prior approved credit and account status, terms of 1% 15 days, NET 30 days will be allowed. To open a new Pemko account, please contact your local Door Security Solutions Sales agency. Acceptance of orders and deliveries are subject to our approval.

### Credit Card Capabilities:

Visa, Mastercard, Discover, and American Express are accepted (only for established open accounts). Payment terms are NET.

### Freight Terms:

For freight policy terms & conditions please click [here](#) or see brand price book.

### Oversized/Special Packaging:

\$100.00 NET. This will be added to any order not meeting prepaid freight where the product is a) over 10 feet in length, b) a welded threshold assembly, or c) as deemed appropriate to ensure product safety while in transit.

### Minimum Order Level:

A surcharge of \$15.00 all will be added to NET orders less than \$100.00 NET.

### Returns And Allowances:

No merchandise will be accepted for return or credit unless prior written approval is obtained. Returned merchandise must be of recent sale (6 months), in restockable / resalable quality, size, and condition. A minimum 25% charge plus freight charges will be made for returns. Material that is not in standard stock sizes, is made to special order, has a custom finish, or has been sold at special consideration or closeout is subject to additional charges. Foam tape is not returnable. Adhesive gasket may only be returned within six (6) months from the ship date.

Contact Customer Service for rules and Return Goods Authorization paperwork.

### Cancellation Charges:

Cancellation of special order material, non-stock sizes, or special sizes are subject to cancellation charges, based on factory expense and material used.

### Guarantee:

Pemko products are guaranteed for five (5) years against defects in material or workmanship, except: 1) PemKote abrasive surface for thresholds is guaranteed for ten (10) years. 2) Polyurethane foam tapes are guaranteed for 90 days. 3) Grade 1 PemkoHinges are guaranteed for the life of the opening against defects in material or workmanship. All other grades of PemkoHinge carry a ten (10) year warranty. 4) Electrical modification performance is guaranteed for five (5) years on Heavy Duty Grade 1 (HD1) and 1100 Series hinges. Electrical modification performance is guaranteed for one (1) year on Standard Duty and Heavy Duty Grade 3 (HD3) hinges. 5) PC Henderson products are guaranteed for two (2) years against defects in material workmanship. 6) Powder Coated finishes are warranted for two (2) years; normal wear is not included in coverage.

Markar Continuous Hinges and Pivots are guaranteed to be free from defects in materials and workmanship for a period of 10 years. Hinges with medical bearings are guaranteed for twenty-five (25) years. Markar Edge Guards and Astragals are guaranteed to be free from defects in materials and workmanship for a period of (1) year. Markar electrical modification performance is guaranteed for five (5) years.

Pemko Manufacturing Co. will not be liable for defects or damages arising from improper installation, product modification, incorrect application or storage of product. Written notice of damages must occur within the warranty period. Liability shall be limited to the replacement of product or component determined to be defective and shall not include costs arising from removal or reinstallation of product. Cost of replacement shall not exceed original purchase price. No other claims will be allowed. In no event shall liability be extended to include punitive, incidental or consequential damages arising from use of Pemko products. This is the sole warranty given by Pemko Manufacturing Co.. No other warranty implied or expressed shall be allowed.

### Claims For Shortage Or Damage In Transit:

All claims must be made within ten (10) days of receipt of goods. Purchaser assumes the risk of loss or damage in transit.

### Mill Lengths:

Most extrusions are available in mill lengths. Cut lengths over 12 feet are charged as mill lengths.



Experience a safer  
and more open world

800-824-3018 | [www.pemko.com](http://www.pemko.com)  
Check the web site for the up-to-date catalog

Copyright © 2015-2025, ASSA ABLOY Accessories and Door Controls Group, Inc., an ASSA ABLOY Group company. All rights reserved.  
Reproduction in whole or in part without the express written permission of ASSA ABLOY Accessories and Door Controls Group, Inc. is prohibited.

## GENERAL INFORMATION AND TERMS

### Ordering Information:

Please order material by product number, specifying length required per piece and the number of pieces. Most weatherstrips are offered in standard sizes. If it is not practical to furnish the size ordered, the next larger size will be furnished and charged. Thresholds are maintained in standard sizes with 1/2" extra length on thresholds thru 47" and 1" extra length for thresholds 48" and longer to allow for fitting and field trim, unless exact net cut size is specified. Cut lengths under 24" will be charged as 24".

Thresholds, perimeter gaskets, astragals, and door bottoms are punched or drilled as standard, unless otherwise specified in this catalog. Material can generally be supplied without holes by stating "No Holes" on the applicable purchase order line.

Thresholds are punched with 12" centers. Thresholds over 8" in width will be punched with a double row. Thresholds are generally supplied with #10 flat head screws. Other fasteners are available on request.

Metal retainers for perimeter gaskets, door bottoms, and astragals are punched with 6" centers.

### Non-Stock Finish Information:

Some items shown in this catalog are not stocked in certain finishes (i.e. BDG, G, PW, and SN). 'Batch charges' may be required on non-stock finishes to achieve our normally fast lead times. Contact Customer Service for a quotation and lead time.

### Option Tables:

The option tables are provided for selection of other than standard or normal finishes, components, fabrication, or fasteners. Since these are other than standard or normal, please allow for extra lead time for option(s) selected.

### Cutting Tolerances:

Elastometric: -0 + 2" (50.8mm)

Thresholds (up to 48"): + 1/2" (12.7mm)

Thresholds (48" and up): +1" (25.4mm)

Net Cut: +/- 0.060, 1/16" (1.5mm)

Hinges: +/- 0.062, 1/16" (1.57mm)

Automatic Door Bottoms: +/- 0.060, 1/16" (1.5mm)

*Orders are subject to acceptance by Pemko Manufacturing Co. All prices and terms are subject to change without notice.*

### How to Order (Product Number Designations):

When placing your order, please specify the product profile number, finish, insert and size/length. Also make sure to clearly state any special fabrication needs, optional fasteners or custom finishes/sizes required.

Throughout the catalog, products are listed with an underscore ( \_ ) where variable finishes are available. More in-depth ordering information for specific lines is available in the individual product sections of the catalog.

#### Standard Products:

Example: 2005 A T 36 (Shown as 2005\_T in catalog)

Profile#:	Finish:	Insert:	Size/Length:
2005	A	T = ThermoSeal	36 = 36"
216	SN	PK = PemkoPrene®	48 = 48"
297	BDG	V = Eco-V™	3684 = 1 piece @ 36" + 2 pieces @ 84"
303	A	S=Silicone	84/2 = 2 pieces @ 84"

#### Adhesive Gasketing Products:

Example: S773 BL 21 (Shown as S773\_ in catalog)

Profile#:	Finish:	Size/Length:
S773	BL	21 = 21' coil
PK55	BL	510 = 510' (bulk packaging)
S88	W	17 = 17' coil

For PemkoHinge® and Modular Ramps, see detailed ordering information in their individual catalog sections.

## MATERIALS AND FINISHES INFORMATION

### Metals:

Extruded metal products are made from 6063 aluminum alloy or CDA alloy C38500 architectural bronze (brass). Roll-formed metal products are made from steel, 70-30 yellow brass, or 85-15 red brass. Roll-formed aluminum weatherstripping is produced from various alloys selected for the particular properties required. See finishes information below for all finish designations. If you do not see the option you require, please inquire with our Customer Service Department about the feasibility of a custom finish.

### Finish Designations:

- A - Mill Finish Aluminum
- AK - Mill Finish Aluminum w/PemKote®
- B - Mill Finish Extruded Bronze (Brass)
- BK - Mill Finish Extruded Bronze (Brass) with PemKote®
- BDG - Bright Dip Gold Anodized Aluminum
- BSP - Black Suede Powder Coat
- C - Clear Anodized Aluminum
- D - Dark Bronze Anodized Aluminum

- G - Gold Anodized or Powder Coated Aluminum
- PW - Painted White Aluminum
- S - Cladded Stainless Steel
- SN - Satin Nickel Anodized or Powder Coated Aluminum
- SP - Galvannealed Steel
- SS - Stainless Steel (see individual part for finish)
- WSP - White Suede Powder Coat
- Z - Steel Metal
- 10BE - Satin Bronze Powder Coat

### Special Order Finishes:

- Painted Aluminum (any color)
- Polished Aluminum, Uncoated
- Polished Bronze, Uncoated

- Powder Coating, Custom - Provide RAL#
- Satin Brushed Aluminum, Uncoated
- Satin Brushed Bronze, Uncoated
- Oxidized and Oil Rubbed Bronze

### Finish Options:

- PemKote®
- Anodized (*clear, dark bronze, black*)
- Polish/Buff Brass
- Polish/Buff Aluminum
- Satin Buff Brushed Brass
- Oxidized & Oil Rubbed L-metal (ANSI/BHMA 722)
- Oxidized & Oil Rubbed L-metal (custom finish, 609, 613)
- Oxidized & Oil Rubbed Thresholds (ANSI/BHMA 722)
- Oxidized & Oil Rubbed Thresholds (custom finish, 609, 613)
- Oxidized & Oil Rubbed Weatherstrip (ANSI/BHMA 722)
- Oxidized & Oil Rubbed Weatherstrip (custom finish, 609, 613)

### Adhesive Gasketing And Replacement Eco-V™ Finishes:

- BL - Black
- C - Clear
- D - Dark Brown
- GR - Light Gray
- TAN - Tan
- W - White

### Inserts:

Pemko Manufacturing Co. manufactures many products with gasket inserts (seals). See insert information below for all insert (seal) designations. Also, the available inserts (seals) for each individual product are shown adjacent to each individual product.

- |                      |   |                  |
|----------------------|---|------------------|
| E - EPDM, Solid      | PK - PemkoPrene®*                                       | SB - Soft Brush  |
| M - Magnetic         | Q - Kerf-in Foam  | T - ThermoSeal   |
| N - Neoprene or EPDM | R - Sponge Neoprene or EPDM                             | TF - Triple Foam |
| NB - Nylon Brush     | S - SilicoSeal or Sponge Silicone (see individual part) | V - Eco-V®       |
| P - Pile             |   |                  |

\*PK: In order to best control our customers' costs some PK (Santoprene™) products may be a silicon based elastomeric material with comparable performance.



Experience a safer  
and more open world

800-824-3018 | [www.pemko.com](http://www.pemko.com)  
Check the web site for the up-to-date catalog

Copyright © 2015-2025, ASSA ABLOY Accessories and Door Controls Group, Inc., an ASSA ABLOY Group company. All rights reserved.  
Reproduction in whole or in part without the express written permission of ASSA ABLOY Accessories and Door Controls Group, Inc. is prohibited.

**Fabrication Options:**

Pemko Manufacturing Co. offers many fabrication options for our products to fit specific job requirements. Please consult our Customer Service Department for details. Custom fabrications are subject to engineering design costs and are quoted on a time and material basis.

Bevel	One Edge	Miter2-1	Double, One End of Threshold
Cut	Thresho-Sill Nosing Flush	Miter2-2	Double, Both Ends of Threshold
Leadline	Leadline of Astragals, Door Bottoms	Half Notch	1/2", Door Shoe, Both Ends, Drip Only
Rip	Width	Half Notch	3/4", Door Shoe, Drip Only, Both Ends
Tack Weld	One Line	Half Notch	5/8", Door Shoe, Drip Only, Both Ends
Tab	Welded Tab & Screw	Half Notch	9/16", Door Shoe, Drip Only, Both Ends
Support Leg	For Elevated Plates 3" Center to Center	Full Notch	1/2", Door Shoe, Both Ends
L-Notch	Both Ends of Threshold	Weep Holes	All Door Shoes
U-Notch	Both Ends of Threshold	Custom Holes	Custom Hole Pattern
Drill	Thresho-Sill (Add "H" to Prod. #)		
Mill & Drill	Thresho-Sill (Add "M" to Prod. #)		
Miter1-1	Single, One End of Threshold		
Miter1-2	Single, Both Ends of Threshold		

*Fabrication Options Important Note: Complicated fabrications are quoted based on time and materials.*

**Drawings:**

Product drawings throughout the catalog may be a reduced representation/not drawn to scale. They are representations of the product size, dimensions, shape, etc. For scale drawings in PDF or AutoCAD (DWG or DXF) format, please visit our website: [www.pemko.com](http://www.pemko.com)

**PRODUCT TESTING/CLASSIFICATION SYMBOLS**

These symbols are shown adjacent to products throughout the catalog so that one can readily identify and select products which meet specification and/or code requirements.

**GREENGUARD GOLD Certification:**

Tested To: UL2818

GREENGUARD GOLD Certified products are certified to GREENGUARD GOLD standards for low chemical emissions into indoor air during product usage. For more information, visit [ul.com/gg](http://ul.com/gg) or [spot.ul.com](http://spot.ul.com) for Pemko's GreenGuard listing.

**Air Infiltration Tested**

Tested To: ASTM E-283-04 (2012)

Products indicated by this symbol have been air infiltration tested in accordance with the requirements of ASTM E-283 Rate of Air Leakage Through Exterior Windows, Curtain Walls, and Doors.

**Sound Tested**

Tested To: ASTM E 90-2009

Products indicated by this symbol have been acoustically tested in accordance with ASTM E 90-2009. Method for Laboratory Measurement of Airborne Sound Transmission Loss of Building Partitions Tests were conducted by accredited laboratories for acoustic testing. Contact your Door Security Solutions Sales rep or Pemko Customer Service for recommended PEMKOSTCSET kits.

**Barrier-Free**

Meets Requirements of: ADAAG-2010 (Amended) and ICC / ANSI A117.1-2017

Products indicated by this symbol are access compliant by having installed height differences not over 1/2" with allowable edge and slope conditions. All ramp products (found in the Modular Ramp section) have ADA compliant 1:12 slopes: Pemko Modular Ramp Thresholds, Rubber Ramp Thresholds and Recycled Rubber Ramps. Contact Pemko Manufacturing or refer to page 14 for recommended Barrier-Free Systems.

800-824-3018 | [www.pemko.com](http://www.pemko.com)

Check the web site for the up-to-date catalog

Copyright © 2015-2025, ASSA ABLOY Accessories and Door Controls Group, Inc., an ASSA ABLOY Group company. All rights reserved. Reproduction in whole or in part without the express written permission of ASSA ABLOY Accessories and Door Controls Group, Inc. is prohibited.

**PEMKO**  
**ASSA ABLOY**

Experience a safer  
and more open world



**Non-Skid/PemKote™**

Meets Requirements of: ASTM D 2047, UL 410 & Federal Specifications P-F-430C  
 PemKote™ is a rugged abrasive finish of nickel-aluminum composite which is fused to the metal surface by an exothermic reaction. This process produces an aesthetically pleasing skid resistant coating with extremely high bond strength and excellent resistance to oxidation. PemKote™ carries a TEN (10) YEAR GUARANTEE, and is available on all Pemko line metal thresholds and metal modular ramps. ASSA ABLOY highly recommends the use of PemKote™ for all Barrier-Free Modular Ramps and as a durable, economical alternative for cast abrasive products.



**Smoke Tested**

Tested To: UL 1784  
 Meets Requirements of: NFPA 105-2013  
 Products indicated by this symbol are Listed by WYLE Laboratories as having been tested in accordance with Underwriters Laboratories Inc.®, Standard UL 1784 Air Leakage Tests of Door Assemblies, and meet the performance criteria for allowable air leakage as specified in NFPA 105-2013 Installation of Smoke Control Door Assemblies.



**Fire Rated**

Products indicated by this symbol are fire rated, classified and listed (U.S.A. and Canada) to meet the requirements/ standards of UL10B, UL10C, and UL10C (Edge Sealing). For a complete listing of fire rated and UL listed products, please refer to the UL Product Directory website, <https://iq2.ulprospector.com>.



**PemkoHinge® Rating:**

All hinge models designated with these symbols are tested by Underwriters Laboratories Inc.® (U.S.A. and Canada) to standards UL10B and UL10C for up to a 3-Hour Fire Listing for all 4'-0" x 10'-0" and 8'-0" x 10'-0" door and frame assemblies. Fire listing certifications apply to all approved hollow metal and wood door assemblies in drywall or masonry wall construction. Check UL File #R14745 on the UL website for a complete and current listing of applicable PemkoHinge® products.



**Builders Hardware Manufacturers Association:**

Products indicated by this symbol have been voluntarily submitted to rigid third party testing and follow-up audits to confirm that they fully and continuously meet or exceed the requirements of their underlying ANSI / BHMA Standards. These products are listed in the BHMA Certified Products Directory. They are also posted and frequently updated on the BHMA website at [www.buildershardware.com](http://www.buildershardware.com). Pemko products are covered by the following: ANSI / BHMA A156.21 Standard for Thresholds, ANSI / BHMA A156.22 Standard for Door Gasketing Systems, and ANSI / BHMA A156.26 Standard for Continuous Hinges.



UL1S47 - Check UL File #R18375 on the UL website for a complete and current listing of applicable Pemko edge sealing and fire glazing products (not specifically listed by item in this product catalog).



UL4L10 - Check UL File #R14369 on the UL website for a complete and current listing of applicable Pemko line products (not specifically listed by item in this product catalog).



Check Pemko's Category G, Category H and Category J listings on ITS website [www.intertek.com](http://www.intertek.com) for a complete and current listing of applicable Pemko edge sealing, perimeter gasketing and fire glazing products.



Experience a safer and more open world

800-824-3018 | [www.pemko.com](http://www.pemko.com)  
 Check the web site for the up-to-date catalog
















Copyright © 2015-2025, ASSA ABLOY Accessories and Door Controls Group, Inc., an ASSA ABLOY Group company. All rights reserved. Reproduction in whole or in part without the express written permission of ASSA ABLOY Accessories and Door Controls Group, Inc. is prohibited.

## BARRIER-FREE SYSTEMS



Pemko product lines include many products such as modular ramps, thresholds and floor treads, that help you meet the requirements of the Americans with Disabilities Act (ADA) as outlined in the Americans with Disabilities Act Accessibility Guidelines (ADAAG-2010 amended); ICC /ANSI A117.1 Standard Accessible and Usable Buildings and Facilities; any of the various Uniform Building Codes; or state access codes (e.g. California Building Code, Title 24).

The following table shows which products comply with the ADAAG and ICC /ANSI standard and also notes their respective sections.

ICC / ANSI A117.1 (ADAAG)	Pemko Recommendation
<p>302 (4.5) Floor or Ground Surfaces. 302.1 (4.5.1) General. "shall be slip resistant"</p>  <p><i>Skid resistant.</i></p>	<p>"Slip resistant" PemKote™, non-skid surface</p> <ul style="list-style-type: none"> <li>• PemKote™ (finish code: "K") is a rugged abrasive finish of nickel-aluminum composite</li> <li>• PemKote™ provides safety in environments used by youths and people with disabilities</li> <li>• For more information, see the Modular Ramps section</li> </ul>  <p><i>PemKote™: skid resistant surface.</i></p>
<p>302.2 (4.5.3) Carpet. "Exposed edges of carpet...shall have trim along the entire length of the exposed edge. Trim shall comply with Section 303"</p>	  <p>Note: See Commercial Thresholds section (page 136) for more options.</p>
<p>303 (4.5) Changes in Level 303.2 (4.5.2) Vertical. "Changes in level of 1/4" (6mm) high maximum shall be permitted to be vertical"</p>	 <p>Note: See Commercial Thresholds section (pages 134-135) for more options.</p>
<p>303.3 (4.5.2) Beveled. Changes in level greater than 1/4 inch (6.4 mm) in height and not more than 1/2 inch (13 mm) maximum in height shall be beveled with a slope not steeper than 1:2."</p>	  <p>Note: See Commercial Thresholds section (pages 106-129) for more options.</p>
<p>303.4 (4.5.2) Ramped. "Changes in level greater than 1/2" (13mm) shall be by a ramp complying with Section 405 (4.8)"</p>	<ul style="list-style-type: none"> <li>• Assemblies accommodate 1/2" to 2 1/4" floor offsets in meeting the 1:12 slope requirements of the "Americans with Disabilities Act"</li> <li>• Rubber ramp component assemblies meet the same requirements.</li> <li>• Answer the needs of architects, specifiers, building owners, installers, and physically challenged people</li> <li>• For use in schools, hospitals, stadiums, offices, restaurants, hotels, airports, and more</li> <li>• For complete information, see the Modular Ramps section</li> </ul>
<p>404 (4.13) Doors, Doorways and Gates. 404.2.4 (4.13.8) Thresholds. "...shall be 1/2" high maximum...shall comply with Sections 302 and 303"</p>	  <p>Note: See Commercial Thresholds section (pages 106-129) for more options.</p>
<p>404.2.8 Door and Gate Opening Force - 5 lbs. maximum</p>	  
<p>405 (4.8) Ramps 405.2 (4.8.2) Slope. "Ramp runs shall have a running slope... not steeper than 1:12"</p> <p><i>(Note: Some exceptions apply to this with respect to existing buildings having space limitations. Consult Pemko for specific applications.)</i></p>	 <p>Note: See Modular Ramp section (pages 142-146) for more options.</p>
<p>504 (4.9) Stairways 504.4 Tread Surface 504.5 (4.9.3) Nosings</p>	  <p>Note: See Floor Treads section (pages 132-133) and Floor Molding, Trim section (page 284) for more options.</p>

800-824-3018 | [www.pemko.com](http://www.pemko.com)

Check the web site for the up-to-date catalog

Copyright © 2015-2025, ASSA ABLOY Accessories and Door Controls Group, Inc., an ASSA ABLOY Group company. All rights reserved. Reproduction in whole or in part without the express written permission of ASSA ABLOY Accessories and Door Controls Group, Inc. is prohibited.

**PEMKO**  
**ASSA ABLOY**

Experience a safer  
and more open world



The following interprets ANSI/BHMA numbers which identify material and type of products. For products that meet ANSI/BHMA Standards, look for the BHMA certified logo next to the product in our catalog. For a complete listing refer to the BHMA Certified Products Directory on line at [www.buildershardware.com](http://www.buildershardware.com).

### American National Standard for Thresholds ANSI/BHMA A156.21 (2019)

1 Product Section "J" Designates Architectural Door Trim, Thresholds				
2 Material	3 Configuration	4 Surface	5 Description	6 Description
1. Architectural Extruded Brass or Bronze 3. Aluminum 5. Stainless Steel 7. Rubber & similar nonmetallic 0. Other (ie: cast iron, safety abrasive, etc.)	1. Compressing top 2. Flat Saddle 3. Half Saddle 4. Interlocking 5. Rabbeted, Latching/Panic with Gasket 7. Plate 8. Ramped 9. Saddle for Floor Closer 0. None designated	1. Fluted 2. Fluted with abrasive 3. Smooth 4. Smooth with abrasive	1. Applied Stop 2. Applied Stop with gasket 3. Barrier Free 4. Carpet Separator 5. Ends Mitered 6. Expansion Assembly 7. Hook Strip Applied to door 8. Offset 9. Thermal Break 0. None Designated	1. Applied Stop 2. Applied Stop with gasket 3. Carpet Separator 5. Ends Mitered 6. Expansion Assembly 7. Hook Strip applied to door 8. Offset 9. Thermal Break 0. None Designated

Suffix "-HD" designates thresholds meeting Heavy Duty requirements

### American National Standard for Door Gasketing and Edge Seal Systems ANSI/BHMA A156.22 (2021)

1 Product Section "R" Designated Gasketing					
2 Product Material	3 Gasketing Material		4 Product Type	5 Material Application	6 Gasketing Rating
1. Brass or Bronze 3. Aluminum 5. Stainless Steel 0. Optional material or none used	A. Brush B. Neoprene, solid C. Neoprene, closed cell D. Vinyl/Eco-V™ E. Silicone Rubber F. Pile G. Thermoplastic Elastomer (TPE) H. Thermoplastic Urethane (TPU) J. Thermoplastic Rubber K. Spring Metal L. Magnetic M. Felt N. Rubber Fabric P. Intumescent Q. Intumescent/Brush	R. Intumescent/Neoprene, Solid S. Intumescent/Neoprene Closed Cell T. Intumescent/Vinyl U. Intumescent/Silicone Rubber V. Intumescent/Pile W. Intumescent/Thermoplastic (TPE) X. Intumescent/Thermoplastic Urethane (TPU) Y. Optional material or none used Z. Intumescent/Thermoplastic Rubber	1. Head and Jamb 2. Head and Jamb, Adjustable 3. Automatic Door Bottom 4. Door Sweep or Shoe 5. Door Sweep or Shoe with Drip Cap 6. Astragal Overlapping 7. Astragal Split or Compensating 8. Astragal Adjustable 9. Rain Drip without gasket 0. Other	1. Door Edge 2. Door Edge, Mortise 3. Door Face 4. Door Face, Semi-Mortise 5. Frame Rabbet (surface or mortise) 6. Frame Soffit (H.M.) Frame Stop (W.D.) 7. Frame Face 8. Kerf 9. Stop (H.M.), Stop Face (W.D.) 0. Other	0. Smoke/Energy Performance/Acoustic Rated 1. Smoke/Energy Performance Rated 2. Smoke/Acoustic Rated 3. Energy Performance/Acoustic Rated 4. Smoke Rated 5. Energy Performance Rated 6. Items not Rated 7. Acoustic Rated

### American National Standard for Continuous Hinges ANSI/BHMA A156.26 (2021)

First letter denotes BHMA Product Section (A)					
First Numeral-Product Material	Second Numeral-Type of Product	Third Numeral-Electrical Modifications	Fourth Numeral-Door Weight (lbs)	Fifth Numeral-Grade Classification	Second Letter-Hinge Type
1. Brass, Bronze 3. Aluminum 5. Stainless Steel 8. Steel	1. Edge Mounted Hinges 2. Half Edge Mounted Hinges 3. Full Surface Hinges 4. Half Surface Hinges 5. Swing Clear 6. Raised Barrel 7. Wide Throw 0. Other	0. None 1. Concealed Wire Transfer 2. Monitor 3. Power Transfer 4. Other	1. 150 2. 300 3. 600 4. 1200	1. Grade 1 2. Grade 2 3. Grade 3	B. Barrel G. Geared



Experience a safer and more open world

800-824-3018 | [www.pemko.com](http://www.pemko.com)  
 Check the web site for the up-to-date catalog

Copyright © 2015-2025, ASSA ABLOY Accessories and Door Controls Group, Inc., an ASSA ABLOY Group company. All rights reserved. Reproduction in whole or in part without the express written permission of ASSA ABLOY Accessories and Door Controls Group, Inc. is prohibited.

## EXCESSIVE GAP PRODUCTS

Excessive gaps are open spaces around doors that allow air, fire, and smoke to pass through. By filling these gaps with our innovative Excessive Gap products, you enhance the safety and security of your building.

Excessive Gap Products														
Product	Location	Fire Rated				Door Width					Single Doors		Double Doors	
		20 min.	45 min.	60 min.	90 min.	1/4"	5/16"	3/8"	1/2"	1-1/2"	Wood	Hollow Metal	Wood	Hollow Metal
XG10	Perimeter Seal	✓	✓	✓	*	✓					✓	✓	✓	✓
XG10-HM	Perimeter Seal	✓	✓	✓	✓	✓	✓					✓		✓
HSS20XGxS773	Perimeter Seal	✓	✓	✓		✓	✓				✓	✓		
XG90 KIT	Perimeter Seal	✓	✓	✓	✓	✓	✓	✓			✓	✓		
EGA305XGSS	Top of Door	✓	✓	✓	✓	✓	✓	✓	✓		✓	✓	✓	✓
XG2212_PK773	Door Bottom	✓	✓	✓	✓					✓	✓	✓	✓	✓
325XGSSN	Door Bottom	✓	✓	✓	✓					✓	✓	✓	✓	✓
XG90SSME-KIT	Meeting Edge	✓	✓	✓	✓	✓	✓	✓	✓				✓	✓
XGSHIM	Latch Shim	✓	✓	✓	✓	✓					✓	✓	✓	✓

\* XG10 is only approved for 90 minutes for hollow metal, and up to 60 minutes for wood.

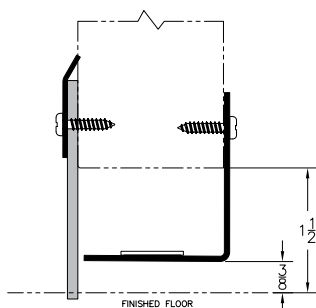
### 325XGSSN Door Bottom Solution

AVAILABLE FINISHES:

**SS, SSBSP, SSWSP, SS10BE**

REPLACEMENT INSERT: **N25 (BL)**

- Stainless steel door sweep paired with stainless steel angle
- #4 brushed stainless steel
- Supplied with K450XG end plate kit

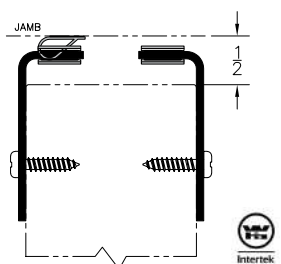


### EGA305XG Door Top Solution

AVAILABLE FINISHES:

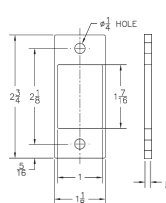
**SS, SSBSP, SSWSP, SS10BE**

- Stainless steel construction, #4 brushed
- Supplied with HSS2000 intumescent
- Supplied with K450XG end plate kit

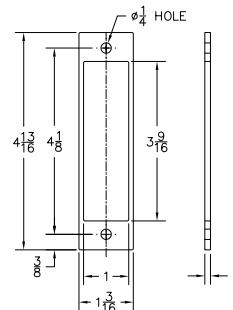


### XGSHIM Latch Shim Perimeter Solution

- Meets UL10C standards for 90-minute wood and metal doors
- For use on excessive gaps on the frame behind the strike plate
- Certified in USA & Canada
- Two product numbers, XGSHIM234 and XGSHIM478



XGSHIM234



XGSHIM478

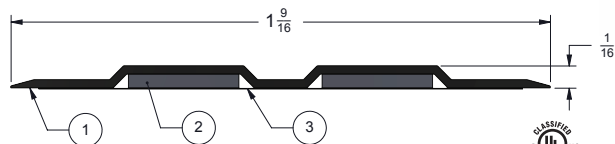


### EZgap™ XG10 SERIES Adhesive Gasketing

AVAILABLE FINISH: **BL (Black), BR (Brown), GR (Grey), W (White)**

AVAILABLE LENGTHS: **18 ft, 50 ft Rolls**

- Flexible, adhesive-applied solution for excessive gaps up to 5/16"
- Can be used as a full perimeter system or used independently on Latch Edge, Hinge Edge, or Header
- Meets UL10C requirements for singles or pairs of doors with excessive gaps:
  - XG10:
    - Gaps up to 1/4". 60 minutes for wood doors, 90 minutes for hollow metal doors
  - XG10-HM:
    - Gaps up to 5/16". 90 minutes for hollow metal doors
- Kitted with the HSS90150XG rigid intumescent strip for top door channel



### COMING SOON! PemXGSeal Intumescent Caulk

- UL10C 90-minute fire rating
- Maintains integrity and expands with heat during a fire
- Non-shrinking, low-odor polymer formula provides a non-stick seal and fills door holes up to 1/2"
- 10.4 oz with an 18-month shelf life



**PEMKO**  
**ASSA ABLOY**

Experience a safer  
and more open world

800-824-3018 | www.pemko.com

Check the web site for the up-to-date catalog

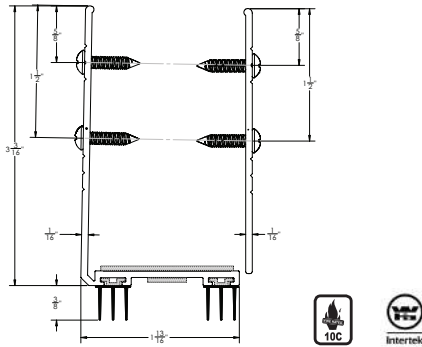
Copyright © 2015-2025, ASSA ABLOY Accessories and Door Controls Group, Inc., an ASSA ABLOY Group company. All rights reserved. Reproduction in whole or in part without the express written permission of ASSA ABLOY Accessories and Door Controls Group, Inc. is prohibited.

## EXCESSIVE GAP PRODUCTS

### XG2212\_PK773 Door Bottom Solution

AVAILABLE FINISHES: **A, BSP, WSP, 10BE**  
REPLACEMENT INSERT: **PK773 (BL)**

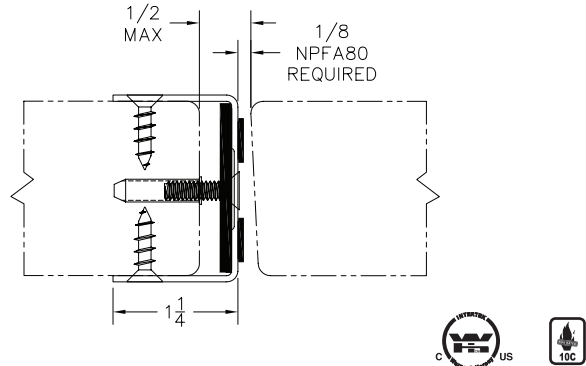
- Aluminum construction
- Easily field modifiable with standard equipment
- Supplied with K450XG end plate kit
- Patent Pending



### XG90SSME-KIT Meeting Edge

AVAILABLE FINISHES: **SS, 10BE, BSP, WSP**

- Certified for paired doors on both Hollow Metal and Wood Fire-Rated Doors, up to 90 minutes
- Meets UL10C requirements for excessive gaps up to 1/2"
- Furnished with metal edge guard and high performance intumescent: HSS2000BL, HSS90BL



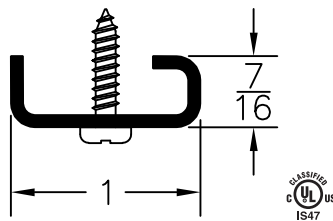
### XG90KIT Perimeter Solution

- Brings fire-rated doors with excessive vertical and head gaps back into spec - up to 3/8"
- UL Classified for 90-minutes
- Kit includes both products shown below, XG900 and HSS20XGxS773

### XG900 Perimeter Solution

AVAILABLE FINISH: **SP, SPBSP, SPWSP, SP10BE**

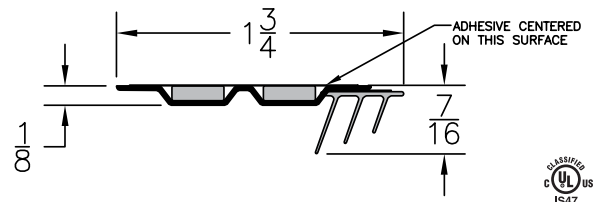
- 16ga galvanized steel
- Can be screw applied or welded to metal frame. If welded, specify with "no holes" for clean appearance.
- Can be field painted to match the frame



### HSS20XGxS773 Perimeter Solution

AVAILABLE FINISH: **BL**

- Pressure sensitive adhesive backing
- Seals a gap at the header or along the jambs up to 5/16" for 60-min openings
- Seals a gap along the latch edge up to 3/8" for 90-min openings when used with the XG900SP in the XG90KIT



**PEMCO**  
**ASSA ABLOY**

Experience a safer  
and more open world

800-824-3018 | [www.pemko.com](http://www.pemko.com)  
Check the web site for the up-to-date catalog

Copyright © 2015-2025, ASSA ABLOY Accessories and Door Controls Group, Inc., an ASSA ABLOY Group company. All rights reserved. Reproduction in whole or in part without the express written permission of ASSA ABLOY Accessories and Door Controls Group, Inc. is prohibited.

# MARKAR CONTINUOUS PIN AND BARREL HINGES

## CONTENTS:

General Information.....	20
Hinge Finishes .....	22
Hinge Numbering System and Standard Lengths .....	23
Continuous Hinge Modifications .....	24
3500 Series Stainless Steel Pin and Barrel Security Hinges .....	27
600 Series Stainless Steel Pin and Barrel Hinges .....	31
300 Series Stainless Steel Pin and Barrel Hinges .....	32
300 Series Stainless Steel Edge Guards.....	47
200 Series Carbon Steel Pin and Barrel Hinges.....	51
100 Series Aluminum Pin and Barrel Continuous Hinges .....	53
900 Series Toilet Partition Hinges .....	55
400 Series Toilet Partition Hinges .....	57
Pivots.....	59
Flat Astragals.....	60
Fasteners and Fastener Packs.....	61
Tools, Parts, and Accessories.....	65
Custom Lengths .....	66

## INDEX:

<u>PRODUCT</u>	<u>PAGE</u>	<u>PRODUCT</u>	<u>PAGE</u>	<u>PRODUCT</u>	<u>PAGE</u>
B1923.....	59	FM400 .....	57	HG305 .....	39
EG308.....	47	FM600 .....	31	HG310.....	41
EGC308 .....	48	FM900 .....	55	HG311.....	42
EGL308.....	49	FM3500.....	27	HG315.....	43
EGT308 .....	50	FS102 .....	54	HG323 .....	44
FA68.....	60	FS301 .....	35	HG326 .....	45
FA70.....	60	FS302.....	36	HG329 .....	46
FA80.....	60	FS402.....	58	HG3505.....	30
FM100.....	53	FS902.....	56	HM304.....	38
FM200.....	51	FS910 .....	56	HS203 .....	52
FM300 .....	32	FS3501.....	28	HS303.....	37
FM300WT .....	33	FS3502.....	29		
FM300WT .....	34	FS/SC309 .....	40		

NOTE: Products shown in this section may not be drawn to scale



## MARKAR CONTINUOUS PIN AND BARREL HINGES

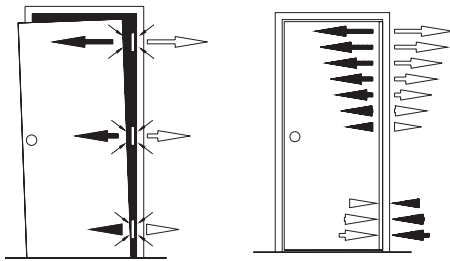
Markar has been a leader in innovative products for the hardware industry since 1969. In 1983, Markar was the first manufacturer to produce an architectural grade, adjustable continuous pin and barrel hinge line, and that innovation continues today with quality continuous hinges and edge guards. Markar leads the industry in development of fire rated continuous hinges with their flagship 300 Series Stainless Steel, 3500 Series institutional grade, and 200 Series cold rolled steel hinges. Building on customer feedback, Markar has developed over 75 standard continuous hinge models providing products for a wide variety of applications and challenges.

### Custom Designs

Whether the need is for a custom color to match a specific palette, hospital tips for patient rooms, hardware cutouts, wide throw models, custom hole patterns, security fasteners, current transfers, monitoring switches, or medical bearings, Markar hinge modifications will enhance the fit and function of an opening. Markar hinges are available in a wide range of finishes including powder coat, anodized (for aluminum), and architectural finishes.

### Medical Bearings are Standard

Medical Bearings are standard for all Pin and Barrel hinges. You benefit from this standard offering with permanently lubricated hinges with no metal to metal contact, improving the life and overall function of the hinge.



Most door and frame stress is put on the top of conventional hinge systems.

A continuous hinge spreads the stress along the full length of the door and frame.

## WHY CONTINUOUS HINGES?

Did you know that on a door with traditional butt hinges, 70% of the door weight is on the top hinge? The top hinge also bears the brunt of abuse when doors are opened beyond the stop device, resulting in kickback shock and eventual failure of the hinge and damage to the frame. This is why continuous hinges are recommended for heavy doors and for situations where doors are exposed to misuse.

Continuous hinges reduce the factors leading to hinge failure by distributing weight evenly so wear and tear to the frame and door is reduced significantly.

In addition, continuous hinges:

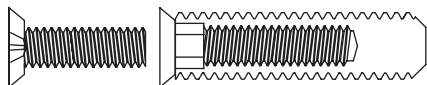
- Increase security and reduce vandalism by preventing insertion of devices between the door and frame
- Ease installation by providing simple alignment of electrical transfers and of monitoring switches
- Reduces air infiltration by creating a complete seal from top to bottom of the door at the hinge jamb

Markar manufactures pin and barrel hinges as well as spring loaded toilet partition pin and barrel models. There are over 75 different models to choose from offering a variety of configurations, options, and materials.

## Optional Features

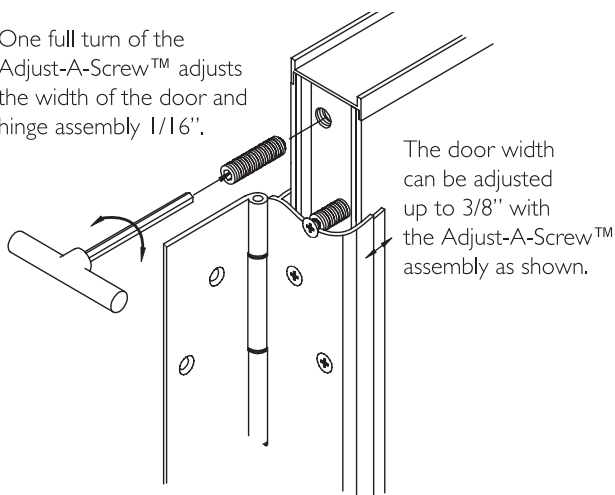
### The Unique Adjust-A-Screw™ Fastener

An optional Markar fastener available on Hinge Guard models permits up to 3/8" width adjustment. Full door length adjustment means doors can be squared accurately and easily in new installations and existing frames can be used in retrofits. Maintenance staff can make future adjustments of the door by re-positioning the Adjust-A-Screw™ Fasteners.



### Adjust-A-Screw™ Assembly

One full turn of the Adjust-A-Screw™ adjusts the width of the door and hinge assembly 1/16".

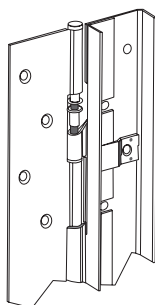


*Recommended 14 gauge reinforcements on frame and door. If using an adjustable Hinge Guard with Adjust-A-Screw, use 14 gauge reinforcements on frame and 12 gauge reinforcements on door.*

For more information, including technical memos, door clearance guides and templates visit [www.assaabloydooraccessories.us](http://www.assaabloydooraccessories.us)

### Exclusive Fiber-Reinforced Polymer Bearings

- Uniquely designed to provide clean and quiet hinge operation
- Self lubricating with high resistance to wear
- Exceeds ANSI/BHMA Grade 1 requirements
- 25 year warranty



800-824-3018 | [www.pemko.com](http://www.pemko.com)

Check the web site for the up-to-date catalog

Copyright © 2015-2025, ASSA ABLOY Accessories and Door Controls Group, Inc., an ASSA ABLOY Group company. All rights reserved. Reproduction in whole or in part without the express written permission of ASSA ABLOY Accessories and Door Controls Group, Inc. is prohibited.

## Windstorm Rated Hinges

Windstorm/hurricane testing on Markar continuous hinges was completed with UL and has been reviewed and approved to meet the requirements of the Florida Building Code (FBC). These hinges have passed tests for the following: an Impact Test (TAS 201), Static Load/Cyclical Test (TAS 202), and a Water and Leakage Test (TAS 203). Markar excelled in all three categories of testing.

Based on this performance, the FBC approved most Markar hinges in the following series:

(Up to openings of 4'0 x 8'0 singles and 8'0 x 8'0 pairs)

- 100 – 6063-T6 Aluminum
- 200 – 14 ga. Cold Rolled Carbon Steel
- 300 – 14 ga. 304 Stainless Steel
- 600 – 14 ga. 316 Stainless Steel
- 3500 – 12 ga. 304 Stainless Steel (Security Grade)



Tornado



Hurricane



## Fire Rated Continuous Hinges

Markar Stainless Steel hinges (300 Series and 3500 Series) and carbon steel hinges (200 Series) are available with two labeling options: Underwriters Laboratories Inc. or Warnock Hersey International.

- 20-minute labeled wood doors
- One and a half hour labeled hollow metal and composite-core wood fire doors
- Three hour labeled hollow metal doors

Maximum Door Opening:

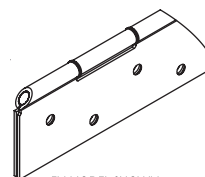
Single Doors: 4'0" x 10'0"

Pair of Doors: 8'0" x 10'0"



In accordance with UL10C for positive pressure.

## Behavioral Health Hinges



FM MODEL SHOWN

**PEMKO**  
**ASSA ABLOY**

Experience a safer  
and more open world

# STANDARD POWDER COAT FINISHES

## Tough, Durable, Long-Lasting

Designed for general purpose interior and exterior use and applications where maximum chemical and solvent resistance is required.

## Performance Properties

The data below is based on 24 gauge Bonderite 1000 panels with 1.5 mil to 2.0 mil of high gloss formulation.

Adhesion (ASTM D-3359B): There is no lifting of 1/8" squares of coating between scribed lines in crosshatch adhesion testing using pressure sensitive adhesive backed tape.

Pencil Hardness (ASTM D-3363): 2H – 4H

Flexibility (ASTM D-522 modified): The coating withstands a 180° bend over a 1/4" diameter mandrel without cracking or loss of adhesion.

Impact Resistance (ASTM D 2794 modified): The coating withstands 160 inch-pound impacts, both direct and reverse, without cracking or loss of adhesion using the standard Gardner impact tester.

Abrasion Resistance (ASTM D-4060 modified): The weight loss of coating after 1,000 cycles on a Taber abraser equipped with CS-10 wheels and operating under a 1 kilogram loading per wheel is on the order of 35 to 50 milligrams.

Salt Spray Resistance (ASTM B-117): Bonderite 1000 steel panels, in a scribed condition, exhibit no undercutting after 1,000 hours in 5% salt spray testing at 95°F and 95% relative humidity. There was no rusting or blistering on the panel face away from the scribe.

Humidity Resistance (ASTM D-2247): Bonderite 1000 steel panels in an unscribed condition exhibit no effect after 1000 hours exposure to 100% relative humidity at 100°F.

Chemical and Solvent Resistance: After 60 days immersion in the test fluid, the following data was obtained for epoxy powder coatings:

15% Hydraulic Acid	No Effect
Lacquer Thinner	No Effect
Dilute "HTH" Pool Chemical	No Effect
15% Sulfuric Acid	Pinhole Rust
15% Caustic Soda	#8 Blisters
Ammonia Hydroxide	#8 Blisters
Petrochloroethylene	No Effect
15% Acetic Acid	#4 Blisters
Gasoline	No Effect

Verification of resistance properties should be made for each chemical or solvent proposed for use with the coating.

## Closest US Standard & BHMA Finishes

No minimum quantity.

PC-1	Dark Oxidized Satin Bronze	10BE
PC-2	White Suede	714
PC-3	Black Suede (BSP)	693
PC-4	Aluminum	689
PC-5	Sun Gold	706
PC-6	Light Copper	691
PC-7	Polished Brass	605

PC-7 available only on 100 & 300 series hinges

\*NOTE: The PC-7 will have an additional charge for two-step polishing process.

## Special Finishes

Polished Aluminum	US26	672
Polished Stainless	US32	629
Kynar Paint	With Color Approval	

\*NOTE: Additional setup charges will apply.

## Special Anodized Finishes

Gold Anodized	US3	310
Light Bronze Anodized	US9	311
Medium Bronze Anodized		312
Black Anodized	US19	315

## Custom Powder Coat Finishes

All RAL Powder Coat finishes available. Sample color chip must accompany order. Priced at time of order.

## U.S. Standard & B.H.M.A. Finish Codes

US3	310	gold anodized
US9	311	light bronze anodized
	312	medium bronze anodized
US20A	313	dark bronze anodized
US19	315	black anodized
USP	600	primed for paint
US2G	603	zinc plated
US28	628	clear anodized
US32	629	bright Stainless Steel
US32D	630	satin Stainless Steel
US26	672	bright polished aluminum
US28	689	aluminum paint
US20A	690	dark bronze paint
US10	691	light bronze paint
US19	693	black paint
US4	706	gold paint
	714	white paint



Experience a safer and more open world

# HINGE NUMBERING SYSTEM

## Hinge Prefixes

EG	Edge Guard
FM	Edge Mount
FS	Full Surface
HG	Hinge/Guard
HM	Half Mortise
HS	Half Surface
SC	Swing Clear

## Hinge Series

This series number indicates the type of hinge and base material used:

100	Aluminum barrel hinges with stainless pin
200	Carbon steel barrel hinges with stainless pin
300	Stainless steel barrel hinges with stainless pin
400	Spring loaded aluminum toilet partition hinge
600	14 Gauge 316 stainless steel pin and barrel security hinges
900	Spring loaded stainless steel toilet partition hinges
1900	Reinforcing pivots
3500	12 Gauge stainless steel pin and barrel security hinges

## Hinge Models

The last two digits of the model number indicate the application:

00	Edge mount (formerly full mortise)
01	Full surface, 1/8" offset
02	Full surface, flush
03	Half surface, 1/8" offset
04	Half mortise, 1/8" offset
05	Edge mount hinge/guard
06	Half mortise hinge/guard
07	Double hinge/guard
08	Edge guard
09	Full surface, swing clear
10	Swing clear hinge/guard
11	Edge mount, self aligning
15	Edge mount, self aligning flush edge guard
21	Full surface inset, 3/4" offset
22	Edge mount hinge/guard, deep
23	Edge mount hinge/guard, deep, thru bolt
25	Edge mount swing clear
26	Edge mount hinge/guard, swing clear
27	Edge mount, safety hinge
29	Edge mount, self aligning

Other numbers are used for specific applications

## Optional Suffixes

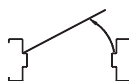
AMS	Adjustable Monitoring Switch
CTP	Current Transfer Preparation
DDP	Dutch Door Prep
EL	ElectroLynx® Wires (Specify 4, 8, or 12)
ETAP	Electrical Transfer Access Prep
EPT	Electric Power Transfer
HT	Hospital Tip
LL	Lead Lined
PC	Powder Coated
RB	Raised Barrel
WT	Wide Throw
PoE	Power over Ethernet

## Hinge Standard Lengths

### Standard Hinge Length Conversion Chart

A 6'8"	door opening	=	actual length	79 <sup>3</sup> / <sub>16</sub> "
A 7'0"	door opening	=	actual length	83 <sup>1</sup> / <sub>8</sub> "
A 7'2"	door opening	=	actual length	85 <sup>1</sup> / <sub>8</sub> "
A 8'0"	door opening	=	actual length	95"
A 10'0"	door opening	=	actual length	118 <sup>3</sup> / <sub>4</sub> "

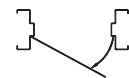
Custom hinge length will be evaluated at the time of request to ensure proper pin to knuckle alignment. Some custom length requests may be adjusted to ensure a proper hinge assembly. Specify handing on all custom hinge lengths.



LEFT HAND



RIGHT HAND



LEFT HAND REVERSE



RIGHT HAND REVERSE

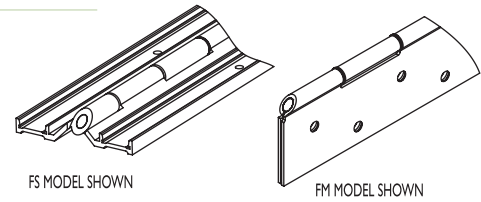
# CONTINUOUS HINGE MODIFICATIONS

## Special Length

Please specify handing on all custom hinge lengths  
Some custom lengths may require two cuts due to location of screw holes

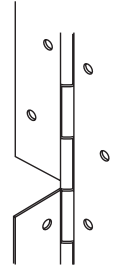
## Hospital Tip

Available on all models except spring-loaded toilet partition hinges.  
Handing needed on some models and all cut down lengths.  
Suffix hinge "-HT"  
Helps provide a safe, clean environment



## Dutch Door Prep

Available on all hinge models  
Suffix hinge "-DDP"  
Continuous frame leaf with two-piece door leaf  
Indicate handing, clearances, door and frame heights, and materials when ordering

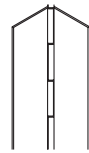


## Wide Throw

Only available on 300 and 3500 series hinges  
Markar Custom Hinge Information Form must be filled out  
Reinforcement may be required on extreme wide throw applications  
These conditions will be determined through a drawing approval process

## Blank

Holes omitted for special applications, such as welded installation  
Not available on adjustable models



## Welded End Pins

End pins are tack-welded and are non-removeable  
Not available on aluminum, powder coated hinges and 200 series hinges

## Plug Weld

Plug welding hole prep

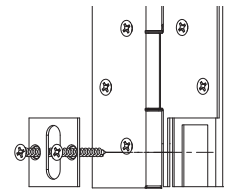
## Automatic Door Bottom Cut

Standard "U" shape cut accepts most automatic door bottoms  
Make and model are needed

## Removable Auto Door Bottom Prep (RADBP)

Auto door bottom cut out with cover plate

- FMPLATE (FM300, HM304)
- HGPLATE (HG311, HG315, HG329)
- HGADJPLATE (HG305, HG310, HG326) FM3500PLATE (FM3500)

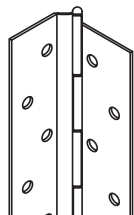


Experience a safer  
and more open world

800-824-3018 | [www.pemko.com](http://www.pemko.com)  
Check the web site for the up-to-date catalog

Copyright © 2015-2025, ASSA ABLOY Accessories and Door Controls Group, Inc., an ASSA ABLOY Group company. All rights reserved.  
Reproduction in whole or in part without the express written permission of ASSA ABLOY Accessories and Door Controls Group, Inc. is prohibited.

## CONTINUOUS HINGE MODIFICATIONS (CONT.)



### Raised Barrel (Swaged)

Available on all edge mount, half surface, and half mortise models except on aluminum hinges

Suffix hinge "-RB"

For cased open or center pivot doors



### Standard Edge Guard Cut-Outs

The Edge Guard Order form must be filled out to properly locate the hardware cut-outs

4<sup>7</sup>/<sub>8</sub>" ASA strike

161 latch

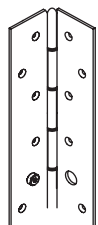
161 strike

86 mortise

Manual flush bolt

Automatic flush bolt

Fire bolt



### Security Studs

Stainless Steel security studs mounted to the frame leaf

Door leaf is drilled to accommodate studs

Three studs installed on hinges up to 7'2"

Four studs installed on hinges over 7'2"

Door and frame must be specially prepared to accommodate security studs

### Custom Design

The engineering department will assist you in developing custom applications to solve any of your unique door hinging problems. This includes Sheared Leaf or Custom Hole Pattern modifications.

Markar Custom Hinge Information Form must be filled out

### Lead Lined (Standard 4 Lbs./SQ.FT.)

Used for X-ray room doors and other locations where radiation leakage could be a problem

Available on surface mounted hinges and Markar EGT308 edge guard

## CONTINUOUS HINGE MODIFICATIONS *(Cont.)*

### EL ElectroLynx® Current Transfer

EL4 For 300, 3500, 200, and 100 series edge mount only.  
 2 wires at 22 gauge and 2 wires at 26 gauge - with ElectroLynx® connectors (4 wire)  
 EL8 For 300, 3500, 200, and 100 series edge mount only.  
 2 wires at 22 gauge and 6 wires at 26 gauge - with ElectroLynx® connectors (8 wire)  
 EL12 For 300, 3500, 200, and 100 series edge mount only.  
 2 wires at 22 gauge and 10 wires at 26 gauge - with ElectroLynx® connectors (12 wire)  
 \*We recommend an Electrical Transfer Access Prep (ETAP) with all ElectroLynx® modifications  
 Replacement wire harness available (EL4-REPLKIT, EL8-REPLKIT & EL12-REPLKIT)

*ElectroLynx®*

*As part of their promise to provide innovative, fast and effective high security solutions to their customers, certain ASSA ABLOY Group brands offer ElectroLynx®, a universal quick-connect system that simplifies the electrification of the door opening.*

*ElectroLynx® is a registered trademark of ASSA ABLOY Inc.*

### PoE (Power over Ethernet) ElectroLynx® Power and Data Transfer

PoE for most 3500, 600, 300, 200 and 100 series edge mount continuous hinges- with ElectroLynx® connectors (9 wire). Electrical Transfer Access Prep (ETAP) included.

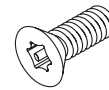
### ETAP Electrical Transfer Access Prep

Cutout prep for the AMS and EL modifications. This allows for easy, one-person access to wiring between the hinge and door



### Security Fasteners

Specify Torx or Torx-Pin security fasteners in lieu of standard fasteners  
 Contact factory for compatible models



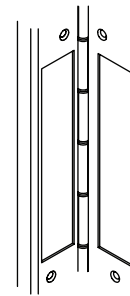
### CTP Current Transfer Prep

Centerline of hinge is standard location  
 Hinge leaf cutout to accommodate Markar's EPT Electric Power Transfer or other manufacturers' power transfer units  
 Please provide center line location (from top of hinge to centerline of prep) and handing for all prep locations - see CTP Form on Page 79  
 Order form required; available online.

### EPT Electric Power Transfer Units

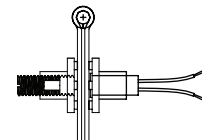
EL-EPT	Stamped steel, for up to 105° opening
EL-EPTL	Stamped steel, long for 180° opening
EL-EPT-SC	Stamped steel, for swing clear hinges
EL-CEPTx32D	Cast Stainless Steel, satin
EL-CEPTx10B	Cast Stainless Steel, oil rubbed bronze

12-Wire with ElectroLynx® connectors standard on all power transfer units  
 CTP prep is additional charge  
 Note: Ordering EPT unit does not constitute CTP prep on hinge  
 Order form required, available online.



### AMS Adjustable Monitoring Switch

Rigid welded assembly gives you the ability to adjust your monitoring switch to work with all applications 300 and 3500 Series  
 Rating: 30v AC/DC .25 amps MAX  
 We recommend an Electrical Transfer Access Prep (ETAP) with this modification.



Experience a safer and more open world

800-824-3018 | [www.pemko.com](http://www.pemko.com)  
 Check the web site for the up-to-date catalog

Copyright © 2015-2025, ASSA ABLOY Accessories and Door Controls Group, Inc., an ASSA ABLOY Group company. All rights reserved. Reproduction in whole or in part without the express written permission of ASSA ABLOY Accessories and Door Controls Group, Inc. is prohibited.

# MARKAR 3500 SERIES STAINLESS STEEL PIN & BARREL CONTINUOUS HINGES

## Short Form Architectural Specification:

Continuous hinges shall be full height piano-type hinge providing full height door support.

- Supports weights up to 300 lbs. 4'0" maximum door width
- Material to be 12 gauge (.105) Stainless Steel
- .187" diameter Stainless Steel pin (rod)
- Each knuckle 2", including nylon bearing at each separation for a quiet, smooth, self-lubricating operation
- Finish: US32D Satin Stainless Steel (630)  
Optional Finish: US32 Bright Stainless Steel (629), Scratch-Resistant Powder Coated Paint.
- All hinges shall be furnished with manufacturer's recommended hardware pack per specific model application
- Must be able to carry UL label for fire rated doors and frames up to 3 hours
- Hinges shall meet ANSI/BHMA Standard A 156.26 Grade 1
- Symmetrically templated hole pattern

*Note: 25-Year Warranty on Continuous Pin & Barrel Hinges*

*Note: Fire label for doors and frames should be placed on the header and top rail of fire rated doors and frames*

## MARKAR FM3500 EDGE MOUNT SECURITY HINGE

### Standard Features

#### Barrel Type Hinge

.187" diameter Stainless Steel pin (rod)  
Medical bearings  
Stainless Steel end pins

#### Material

Heavy-duty 12 gauge (.105") Stainless Steel

#### Finishes

US32D Satin Stainless Steel (630)

#### Hospital Tip

Standard

#### Hole Pattern

Symmetrically templated

#### Mounting Hardware

Fasteners concealed when door is closed

Custom 12-24 x 7/16" S.S Phillips Flat Head Undercut Machine Screw

#### Capacity

Supports weights up to 300 lbs. 4'0" maximum door width

#### Standard Sizes

6'8", 7'0", 7'2", 8'0", 10'0"

#### Handing

Handing not required on standard hinges. Specify handing when ordering a hinge with modification

#### Fire Rating

3 hours- hollow metal doors  
90 minutes- hollow metal and composite  
20 minutes- wood doors



Classified in accordance with UL10C for positive pressure



Fire-rated label

#### Windstorm

Evaluated in accordance with TAS 201-14, TAS 202-14, TAS 203-14, ASTM E330, ASTM E1886, ASTM E1996 and ANSI A250.13.

### Optional Features

#### Finish

US32 Bright Stainless Steel (629)  
Scratch-Resistant Powder Coated Paint

#### Hole Patterns

Plug weld hole pattern  
Custom hole pattern

#### Fasteners

Tamper-proof security screws

#### Other Features

Custom lengths - specify in inches  
Dutch door hinges - suffix "DDP"  
Raised barrel - suffix "RB"  
Welded End Pins  
Security studs

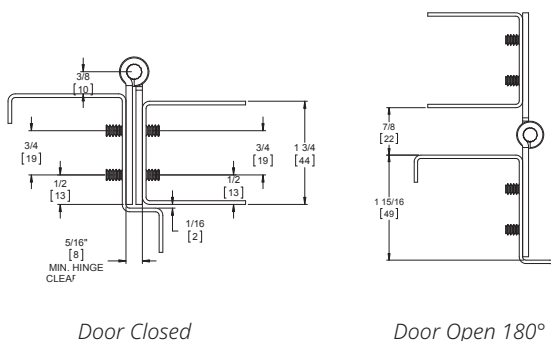
#### Electrical Modifications

Adjustable Monitoring Switch - suffix "AMS"  
Current Transfer Prep - suffix "CTP"  
Electrical Transfer Access Prep - "ETAP"

#### ElectroLynx®

EL4 (4 wire), EL8 (8 wire), EL12 (12 wire)  
PoE (9 wire)

This edge mount pin and barrel type hinge is fabricated with extra-heavy duty components for use on high traffic, high abuse doors. The hinge is specially designed and well suited for correctional facilities and other high security locations using up to 2 1/4" thick swing-type doors. Prison doors, gates, extremely tall doors and extra heavy doors are all good candidates for Markar's 3500 Security Hinge.



800-824-3018 | [www.pemko.com](http://www.pemko.com)

Check the web site for the up-to-date catalog

Copyright © 2015-2025, ASSA ABLOY Accessories and Door Controls Group, Inc., an ASSA ABLOY Group company. All rights reserved. Reproduction in whole or in part without the express written permission of ASSA ABLOY Accessories and Door Controls Group, Inc. is prohibited.

**PEMKO**  
**ASSA ABLOY**

Experience a safer  
and more open world

# MARKAR FS3501 1/8" INSET FULL SURFACE SECURITY HINGE

## Standard Features

### Barrel Type Hinge

.187" diameter Stainless Steel pin (rod)  
 Medical bearings  
 Stainless Steel end pins

### Material

Heavy-duty 12 gauge (.105")  
 Stainless Steel

### Finishes

US32D Satin Stainless Steel (630)  
 Hospital Tip Standard

### Mounting Hardware

Custom 12-24 x 7/16" S.S Phillips  
 Flat Head Undercut Machine  
 Screw

### Capacity

Supports weights up to 900 lbs.  
 4'0" maximum door width

### Standard Sizes

6'8", 7'0", 7'2", 8'0", 10'0"

### Hole Pattern

Symmetrically templated

### Handing

Specify handing

### Fire Rating

3 hours- hollow metal doors  
 90 minutes- hollow metal and composite  
 20 minutes- wood doors



Classified in accordance with UL10C  
 for positive pressure



Fire-rated label

## Optional Features

### Finish

US32 Bright Stainless Steel (629)  
 Scratch-Resistant Powder Coated Paint

### Hole Patterns

Plug weld hole pattern  
 Custom hole pattern

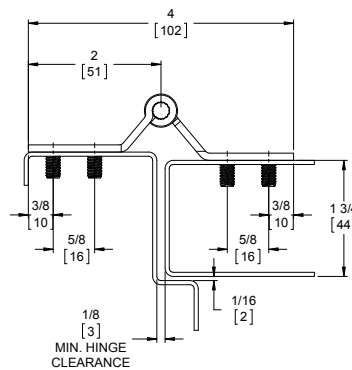
### Fasteners

Tamper-proof security screws

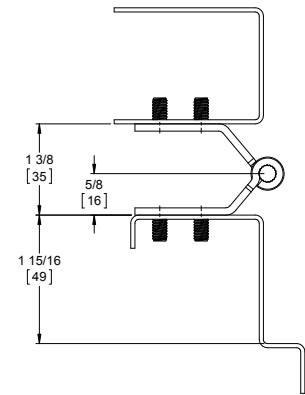
### Other Features

Custom lengths – specify in inches  
 Dutch door hinges – suffix "DDP"  
 Welded End Pins

For 1/8" inset doors. This hinge allows for perfect alignment for the retrofitting of doors in correctional facilities and other high security locations using 2" thick swing-type doors. Prison doors, gates, extremely tall doors and extra heavy doors are all good candidates for Markar's 3501 Security Hinge.



Door Closed



Door Open 180°



Experience a safer  
 and more open world

800-824-3018 | [www.pemko.com](http://www.pemko.com)  
 Check the web site for the up-to-date catalog

Copyright © 2015-2025, ASSA ABLOY Accessories and Door Controls Group, Inc., an ASSA ABLOY Group company. All rights reserved.  
 Reproduction in whole or in part without the express written permission of ASSA ABLOY Accessories and Door Controls Group, Inc. is prohibited.

# MARKAR FS3502 FLUSH FULL SURFACE SECURITY HINGE

## Standard Features

### Barrel Type Hinge

.187" diameter Stainless Steel pin (rod)  
Stainless Steel end pins  
Medical bearings

### Material

Heavy-duty 12 gauge (.105")  
Stainless Steel

### Finishes

US32D Satin Stainless Steel (630)  
Hospital Tip Standard

### Mounting Hardware

Custom 12-24 x 7/16" S.S Phillips  
Flat Head Undercut Machine  
Screw

### Capacity

Supports weights up to 900 lbs.  
4'0" maximum door width

### Standard Sizes

6'8", 7'0", 7'2", 8'0", 10'0"

### Hole Pattern

Symmetrically templated

### Handing

Handing not required on standard  
hinges Specify handing when  
ordering a hinge with modification

### Fire Rating

3 hours- hollow metal doors 90  
minutes- hollow metal and composite  
20 minutes- wood doors



Classified in accordance with  
UL10C for positive pressure



Fire-rated label

## Optional Features

### Finish

US32 Bright Stainless Steel (629)  
Scratch-Resistant Powder Coated Paint

### Hole Patterns

Plug weld hole pattern  
Custom hole pattern

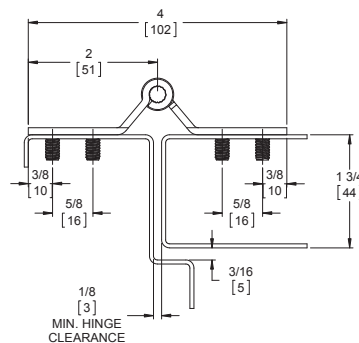
### Fasteners

Tamper-proof security screws

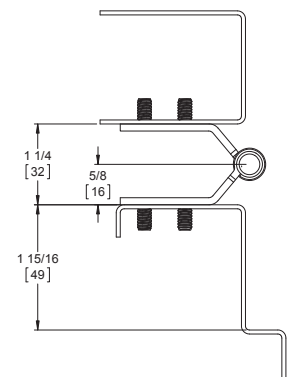
### Other Features

Custom lengths - specify in inches  
Dutch door hinges - suffix "DDP"  
Welded End Pins

This surface-mounted pin and barrel type hinge is fabricated with extra-heavy duty components and designed for solving door sag problems on high traffic, high abuse doors. This hinge is well suited for correctional facilities and other high security locations using 2" thick swing-type doors. Prison doors, gates extremely tall doors and extra heavy doors are all good candidates for Markar's 3502 Security Hinge.



Door Closed



Door Open 180°

800-824-3018 | [www.pemko.com](http://www.pemko.com)

Check the web site for the up-to-date catalog

Copyright © 2015-2025, ASSA ABLOY Accessories and Door Controls Group, Inc., an ASSA ABLOY Group company. All rights reserved.  
Reproduction in whole or in part without the express written permission of ASSA ABLOY Accessories and Door Controls Group, Inc. is prohibited.

**PEMKO**  
**ASSA ABLOY**

Experience a safer  
and more open world

# MARKAR HG3505 ADJUSTABLE HINGE GUARD

## Standard Features

### Barrel Type Hinge

.187" diameter Stainless Steel pin (rod)  
 Medical bearings  
 Stainless Steel end pins

### Material

Heavy-duty 12-gauge (.105") Stainless Steel hinge leaves  
 14 gauge Stainless Steel angle on door leaf

### Finishes

US32D Satin Stainless Steel (630)  
 Hospital Tip Standard

### Standards

ANSI/BHMA Standard A156.26  
 Grade 1

### Mounting Hardware

Custom 12-24 x <sup>7</sup>/<sub>16</sub>" S.S Phillips Flat Head Undercut Machine Screw

### Capacity

Supports weights up to 900 lbs.  
 4'0" maximum door width

### Standard Sizes

6'8", 7'0", 7'2", 8'0", 10'0"

### Hole Pattern

Symmetrically templated

### Handing

Specify handing



### Fire Rating

3 hours- hollow metal doors  
 90 minutes- hollow metal and composite 20 minutes- wood doors



Classified in accordance with UL10C for positive pressure

Fire-rated label

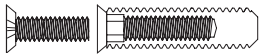
## Optional Features

### Finish

US32 Bright Stainless Steel (629)  
 Scratch-Resistant Powder Coated Paint

### Mounting Hardware

Tamper-proof security screws  
 Adjust-A-Screw™ for correcting alignment problems up to <sup>3</sup>/<sub>8</sub>"



### Other Features

Custom lengths – specify in inches  
 Custom hole pattern  
 Dutch door hinges – suffix "DDP"  
 Raised barrel - suffix "RB"  
 Welded end pins  
 Security studs

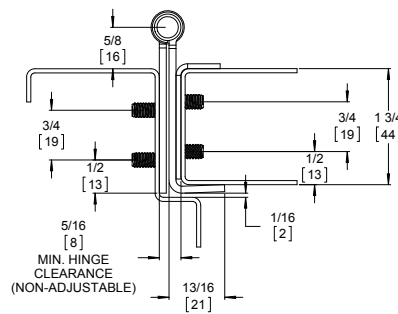
### Electrical Modifications

Adjustable Monitoring Switch - suffix "AMS"  
 Current Transfer Prep - suffix "CTP"  
 Electronic Transfer Access Prep - suffix "ETAP"

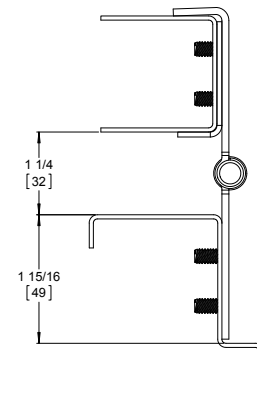
### ElectroLynx®

EL4 (4 wire), EL8 (8 wire), EL12 (12 wire)  
 PoE (9 wire)

The integral hinge guard protects the door from dings and gouges from carts and gurneys while providing clean lines and aesthetic appearance. Our HG products also have fire ratings up to and including 3 hours.



Door Closed



Door Open 180°



Experience a safer and more open world

800-824-3018 | www.pemko.com  
 Check the web site for the up-to-date catalog

Copyright © 2015-2025, ASSA ABLOY Accessories and Door Controls Group, Inc., an ASSA ABLOY Group company. All rights reserved. Reproduction in whole or in part without the express written permission of ASSA ABLOY Accessories and Door Controls Group, Inc. is prohibited.

# MARKAR 600 SERIES STAINLESS STEEL PIN & BARREL CONTINUOUS HINGES

## Short Form Architectural Specification:

Continuous hinges shall be full height piano-type hinge providing full height door support.

- Supports weights up to 600 lbs. 4' 0" maximum door width
- Material to be 14 gauge 316 Stainless Steel
- .187" diameter Stainless Steel pin (rod)
- Exterior barrel diameter .438" (7/16")
- Each knuckle 2", including nylon bearing at each separation for a quiet, smooth, self-lubricating operation
- Finish: US32D Satin Stainless Steel (630)  
Optional Finish: US32 Bright Stainless Steel (629), Scratch-Resistant Powder Coated Paint.
- All hinges shall be furnished with manufacturer's recommended hardware pack per specific model application
- Must be able to carry Warnock Hersey Int. or UL for fire rated doors and frames up to 3 hours
- Hinges shall meet ANSI/BHMA Standard A 156.26 Grade 1
- Symmetrically templated hole pattern

NOTE: 25-Year Warranty on Continuous Pin & Barrel Hinges

NOTE: Fire label for doors and frames should be placed on the header and top rail of fire rated doors and frames

# MARKAR FM600 316 SS EDGE MOUNT HINGE

## Standard Features

### Barrel Type Hinge

.187" diameter Stainless Steel pin (rod)  
Medical bearings  
Stainless Steel end pins

### Material

Heavy duty 14 gauge 316 stainless steel

### Finishes

US32D Satin Stainless Steel (630)

### Standards

ANSI/BHMA Standard A156.26 Grade 1

### Hole Pattern

Symmetrically templated

### Mounting Hardware

Fasteners concealed when door is closed  
Custom 12-24 x 11/16" S.S Phillips Flat Head Undercut TEK Screws

### Capacity

Supports weights up to 600 lbs. 4'0" maximum door width

### Standard Sizes

6'8", 7'0", 7'2", 8'0", 10'0"

### Handing

Handing not required on standard hinges. Specify handing when ordering a hinge with modification.

### Rating

3 hours- hollow metal doors 90 minutes- hollow metal and composite core wood fire doors  
20 minutes- wood doors



Classified in accordance with UL10C for positive pressure

Fire-rated label

### Windstorm

Evaluated in accordance with TAS 201-14, TAS 202-14, TAS 203-14, ASTM E330, ASTM E1886, ASTM E1996 and ANSI A250.13

## Optional Features

### Finishes

Scratch-Resistant Powder Coated Paint

### Fasteners

Tamper-proof security screws

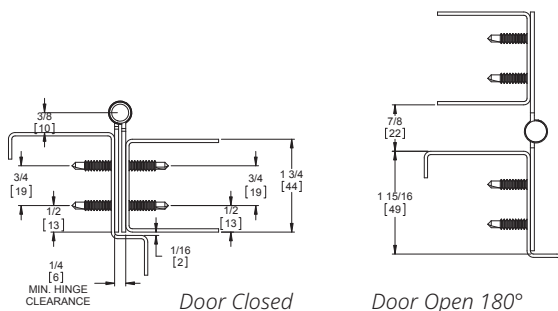
### Other Features

Custom lengths- specify in inches  
Custom hole pattern  
Dutch door hinges- suffix "DDP"  
Hospital tips - suffix "HT"  
Raised barrel - suffix "RB"  
Welded end pins  
Security studs.

### Electrical Modifications

Adjustable Monitoring Switch - "AMS"  
Current Transfer Prep - suffix "CTP"  
Electrical Transfer Access Prep - suffix "ETAP"  
**ElectroLynx®**  
EL4 (4 wire), EL8 (8 wire), EL12 (12 wire)  
PoE (9 wire)

This superior corrosion resistant edge mounted pin & barrel hinge is used in high chloride, sodium and sulfurous acid environments. This hinge works well in marine type environments.



800-824-3018 | www.pemko.com

Check the web site for the up-to-date catalog

Copyright © 2015-2025, ASSA ABLOY Accessories and Door Controls Group, Inc., an ASSA ABLOY Group company. All rights reserved. Reproduction in whole or in part without the express written permission of ASSA ABLOY Accessories and Door Controls Group, Inc. is prohibited.

**PEMKO**  
**ASSA ABLOY**

Experience a safer  
and more open world

# MARKAR 300 SERIES STAINLESS STEEL PIN & BARREL CONTINUOUS HINGES

## Short Form Architectural Specification:

Continuous hinges shall be full height piano-type hinge providing full height door support.

- Supports weights up to 600 lbs. 4' 0" maximum door width
- Material to be 14 gauge Stainless Steel
- .187" diameter Stainless Steel pin (rod)
- Exterior barrel diameter .438" (7/16")
- Each knuckle 2", including nylon bearing at each separation for a quiet, smooth, self-lubricating operation
- Finish: US32D Satin Stainless Steel (630)  
Optional Finish: US32 Bright Stainless Steel (629), Scratch-Resistant Powder Coated Paint.
- All hinges shall be furnished with manufacturer's recommended hardware pack per specific model application
- Must be able to carry Warnock Hersey Int. or UL for fire rated doors and frames up to 3 hours
- Hinges shall meet ANSI/BHMA Standard A 156.26 Grade 1
- Symmetrically templated hole pattern

*NOTE: 25-Year Warranty on Continuous Pin & Barrel Hinges*

*NOTE: Fire label for doors and frames should be placed on the header and top rail of fire rated doors and frames*

# MARKAR FM300 EDGE MOUNT HINGE

## Standard Features

### Barrel Type Hinge

.187" diameter Stainless Steel pin (rod)  
Medical bearings  
Stainless Steel end pins

### Material

Heavy-duty 14 gauge Stainless Steel

### Finishes

US32D Satin Stainless Steel (630)

### Standards

ANSI/BHMA Standard A156.26 Grade 1

### Hole Pattern

Symmetrically templated

### Mounting Hardware

Fasteners concealed when door is closed  
Custom 12-24 x 11/16" S.S Phillips Flat Head Undercut TEK Screws

### Capacity

Supports weights up to 600 lbs.  
4'0" maximum door width

### Standard Sizes

6'8", 7'0", 7'2", 8'0", 10'0"

### Handing

Handing not required on standard hinges. Specify handing when ordering a hinge with modification.

### Rating

3 hours- hollow metal doors 90 minutes- hollow metal and composite core wood fire doors



20 minutes- wood doors

Classified in accordance with UL10C for positive pressure



Fire-rated label

Windstorm

Evaluated in accordance with TAS 201-94, TAS 202-94, TAS 203-94, ASTM E330, ASTM E1886, ASTM E1996 and ANSI A250.13

## Optional Features

### Finishes

Scratch-Resistant Powder Coated Paint

### Fasteners

Tamper-proof security screws

### Other Features

Custom lengths- specify in inches  
Custom hole pattern

Dutch door hinges- suffix "DDP"

Hospital tips - suffix "HT"

Raised barrel - suffix "RB"

Welded end pins

Security studs.

### Electrical Modifications

Adjustable Monitoring Switch - "AMS"

Current Transfer Prep - suffix "CTP"

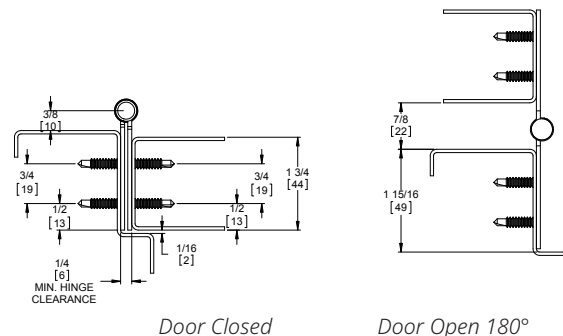
Electrical Transfer Access Prep - suffix "ETAP"

### ElectroLynx®

EL4 (4 wire), EL8 (8 wire), EL12 (12 wire)

PoE (9 wire)

This edge-mounted pin & barrel hinge is used on many of today's high traffic, high abuse doors. The hinge works well in locations that would normally call out for anchor hinges, pivot reinforcement hinges or thrust pivot unit and hinge sets. This hinge saves on special door and frame preparation charges and makes the installer's job easier. It can be used on both fire labeled and non-labeled openings.



Experience a safer and more open world

800-824-3018 | [www.pemko.com](http://www.pemko.com)  
Check the web site for the up-to-date catalog

Copyright © 2015-2025, ASSA ABLOY Accessories and Door Controls Group, Inc., an ASSA ABLOY Group company. All rights reserved. Reproduction in whole or in part without the express written permission of ASSA ABLOY Accessories and Door Controls Group, Inc. is prohibited.

# MARKAR FM300WT WIDE THROW EDGE MOUNT HINGES

## Standard Features

### Barrel Type Hinge

.187" diameter Stainless Steel pin (rod)  
Medical bearings  
Stainless Steel end pins

### Material

Heavy-duty 14 gauge Stainless Steel  
Heavy-duty 12 gauge support angles, where applicable

### Finishes

US32D Satin Stainless Steel (630)

### Standards

ANSI/BHMA Standard A156.26 Grade 1

### Mounting Hardware

Custom 12-24 x 1<sup>1</sup>/<sub>16</sub>" S.S Phillips  
Flat Head Undercut TEK Screws

### Capacity

Weight: Consult factory  
4'0" maximum door width

### Standard Sizes

6'8", 7'0", 7'2", 8'0", 10'0"

### Hole Pattern

Symmetrically templated

### Handing

Handing not required on standard hinges. Specify handing when ordering a hinge with modification

### Fire Rating

3 hours- hollow metal doors  
90 minutes- hollow metal and composite core wood fire doors  
20 minutes- wood doors



Classified in accordance with UL10C for positive pressure



Fire-rated label

## Optional Features

### Finishes

Scratch-Resistant Powder Coated Paint

### Fasteners

Tamper-proof security screws

### Other Features

Custom lengths- specify in inches

Custom hole pattern

Dutch door hinges- suffix "DDP"

Hospital tips - suffix "HT"

Welded end pins

Security studs

### Electrical Modifications

Adjustable Monitoring Switch - suffix "AMS"

Current Transfer Prep - suffix "CTP"

Electrical Transfer Access Prep - suffix "ETAP"

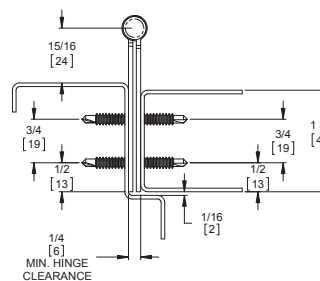
### ElectroLynx®

EL4 (4 wire), EL8 (8 wire), EL12 (12 wire)

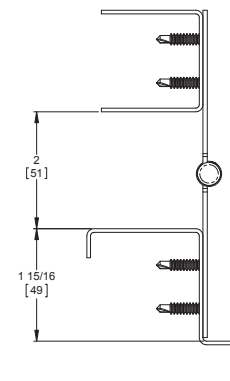
- Available for WT10
- Available only with ETAP for all other WT models; extended lead times apply

This edge-mounted pin & barrel hinge is used on many of today's high traffic, high abuse doors. The hinge works well in locations that would normally call out for anchor hinges, pivot reinforcement hinges or thrust pivot unit and hinge sets. This hinge saves on special door and frame preparation charges and makes the installer's job easier. It can be used on both fire labeled and non-labeled openings.

FM300WT10



Door Closed

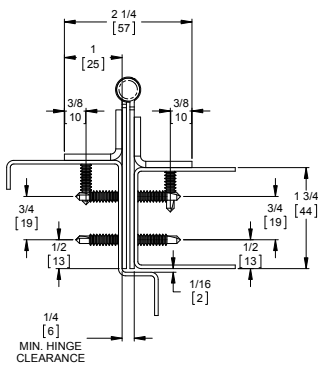


Door Open 180°

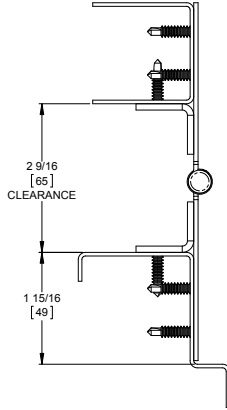
More profiles on next page

# MARKAR FM300WT WIDE THROW EDGE MOUNT HINGES (Cont.)

FM300WT20

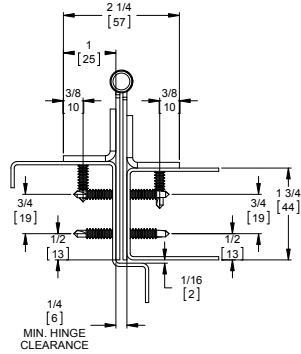


Door Closed

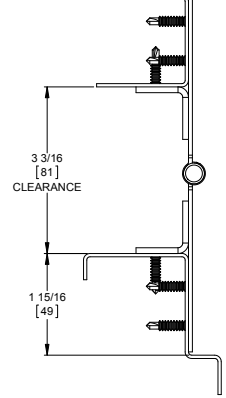


Door Open 180°

FM300WT30

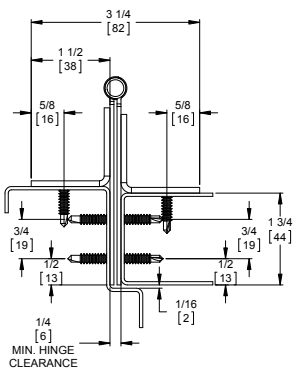


Door Closed

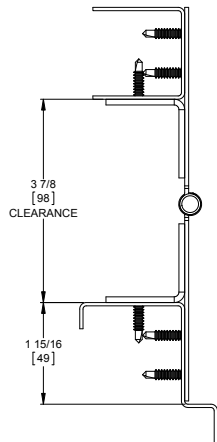


Door Open 180°

FM300WT40

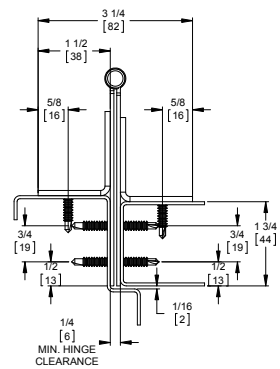


Door Closed

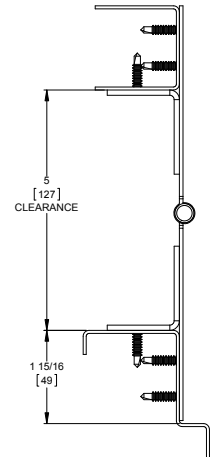


Door Open 180°

FM300WT50



Door Closed



Door Open 180°



Experience a safer and more open world

800-824-3018 | [www.pemko.com](http://www.pemko.com)  
Check the web site for the up-to-date catalog

Copyright © 2015-2025, ASSA ABLOY Accessories and Door Controls Group, Inc., an ASSA ABLOY Group company. All rights reserved. Reproduction in whole or in part without the express written permission of ASSA ABLOY Accessories and Door Controls Group, Inc. is prohibited.

# MARKAR FS301 1/8" INSET FULL SURFACE HINGE

## Standard Features

### Barrel Type Hinge

.187" diameter Stainless Steel pin (rod)  
Medical bearings  
Stainless Steel end pins

### Material

Heavy-duty 14 gauge Stainless Steel  
Cover - extruded aluminum

### Finishes

US32D Satin Stainless Steel (630)  
Cover - brushed aluminum

### Standards

ANSI/BHMA Standard A156.26 Grade 1

### Mounting Hardware

Fasteners concealed underneath  
aluminum cover  
1/4"-14 x 3/4" Security TORX  
TEK Screws

### Capacity

Supports weights up to 600 lbs.  
4'0" maximum door width

### Standard Sizes

6'8", 7'0", 7'2", 8'0", 10'0"

### Handing

Not required for standard 7'0",  
8'0" or 10'0". Handing required for  
6'8" and 7'2" and for most optional  
features listed

### Fire Rating

3 hours- hollow metal doors  
90 minutes- hollow metal and composite  
core wood fire doors  
20 minutes- wood doors



Classified in accordance with  
UL10C for positive pressure  
Fire-rated label

## Optional Features

### Finishes

US32 Bright Stainless Steel (629)  
Scratch-Resistant Powder Coated Paint

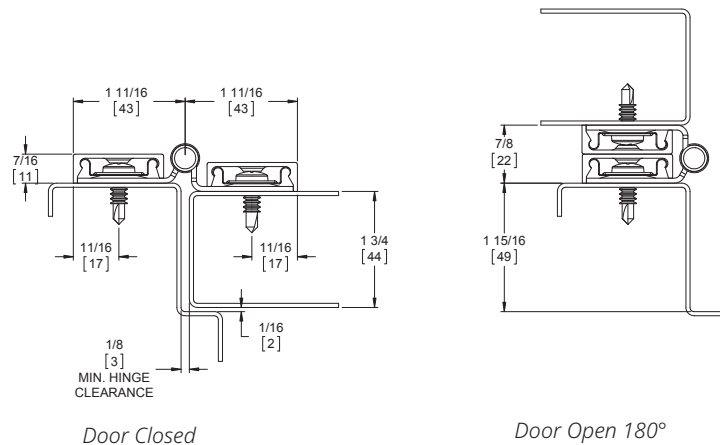
### Fasteners

1 5/8" S.S. sleeve bolts  
Tamper-proof security screws

### Other Features

Custom lengths- specify in inches  
Custom hole pattern  
Dutch door hinges - suffix "DDP"  
Hospital tips - suffix "HT"  
Lead lined covers with 4 lbs. lead  
lining - suffix "LL"  
Welded end pins

This surface-mounted pin & barrel continuous hinge can be used to repair or replace existing hinges on both fire labeled and non-labeled doors that have very tight clearances. The hinge has a built-in 1/8" offset to assist in weather seal and sound barrier areas.



800-824-3018 | [www.pemko.com](http://www.pemko.com)

Check the web site for the up-to-date catalog

Copyright © 2015-2025, ASSA ABLOY Accessories and Door Controls Group, Inc., an ASSA ABLOY Group company. All rights reserved.  
Reproduction in whole or in part without the express written permission of ASSA ABLOY Accessories and Door Controls Group, Inc. is prohibited.

**PEMKO**  
**ASSA ABLOY**

Experience a safer  
and more open world

# MARKAR FS302 FULL SURFACE FLUSH MOUNT

## Standard Features

### Barrel Type Hinge

.187" diameter Stainless Steel pin (rod)  
 Medical bearings  
 Stainless Steel end pins

### Material

Heavy-duty 14 gauge Stainless Steel  
 Cover - extruded aluminum

### Finishes

US32D Satin Stainless Steel (630)  
 Cover - brushed aluminum

### Standards

ANSI/BHMA Standard A156.26 Grade 1

### Mounting Hardware

Fasteners concealed underneath  
 aluminum cover  
 1/4" - 14 x 3/4" Security TORX  
 TEK Screws Capacity  
 Supports weights up to 600 lbs.  
 4'0" maximum door width

### Standard Sizes

6'8", 7'0", 7'2", 8'0", 10'0"

### Hole Pattern

Symmetrically templated

### Handing

Handing not required on standard  
 hinges. Specify handing when  
 ordering a hinge with modification

### Fire Rating

3 hours- hollow metal doors  
 90 minutes- hollow metal and  
 composite core wood fire doors  
 20 minutes- wood doors



Classified in accordance with  
 UL10C for positive pressure  
 Fire-rated label

## Optional Features

### Finishes

US32 Bright Stainless Steel (629)  
 Scratch-Resistant Powder Coated Paint

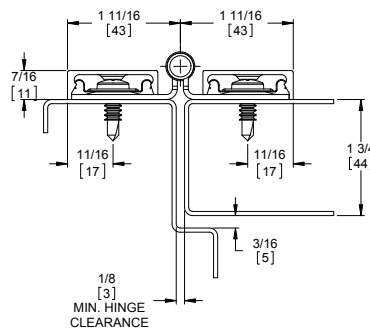
### Fasteners

1 5/8" S.S. sleeve bolts  
 Tamper-proof security screws

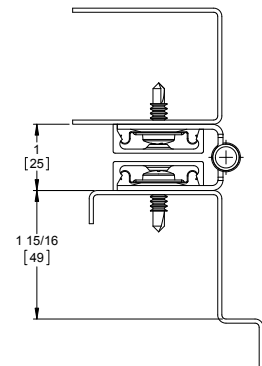
### Other Features

Custom lengths- specify in inches  
 Custom hole pattern  
 Dutch door hinges - suffix "DDP"  
 Hospital tips - suffix "HT"  
 Lead lined covers with 4 lbs. lead  
 lining - suffix "LL"  
 Welded end pins

This surface-mounted pin & barrel  
 continuous hinge can be used to  
 replace and repair existing hinges  
 on both fire labeled and non-labeled  
 doors. Designed for retrofit market.



Door Closed



Door Open 180°



Experience a safer  
 and more open world

800-824-3018 | [www.pemko.com](http://www.pemko.com)  
 Check the web site for the up-to-date catalog

Copyright © 2015-2025, ASSA ABLOY Accessories and Door Controls Group, Inc., an ASSA ABLOY Group company. All rights reserved.  
 Reproduction in whole or in part without the express written permission of ASSA ABLOY Accessories and Door Controls Group, Inc. is prohibited.

# MARKAR HS303 HALF SURFACE HINGE

## Standard Features

### Barrel Type Hinge

.187" diameter Stainless Steel pin (rod)  
 Medical bearings  
 Stainless Steel end pins

### Material

Heavy-duty 14 gauge Stainless Steel  
 Cover - extruded aluminum

### Finishes

US32D Satin Stainless Steel (630)  
 Cover - brushed aluminum

### Standards

ANSI/BHMA Standard A156.26 Grade 1

### Mounting Hardware

Fasteners concealed when door is closed  
 Custom 12-24 x 11/16" S.S Phillips Flat Head Undercut TEK Screws & 1/4-14 x 3/4" Security TORX TEK Screws

### Capacity

Supports weights up to 600 lbs.  
 4'0" maximum door width

### Sizes

6'8", 7'0", 7'2", 8'0", 10'0"

### Hole Pattern

Symmetrically templated

### Handing

Not required for standard 7'0", 8'0" or 10'0". Handing required for 6'8" and 7'0" and for most optional features listed

### Fire Rating

3 hours- hollow metal doors  
 90 minutes- hollow metal and composite  
 20 minutes- wood doors



Classified in accordance with UL10C for positive pressure



Fire-rated label

## Optional Features

### Finish

US32 Bright Stainless Steel (629)  
 Scratch-Resistant Powder Coated Paint

### Fasteners

1 5/8" S.S. sleeve bolts  
 Tamper-proof security screws

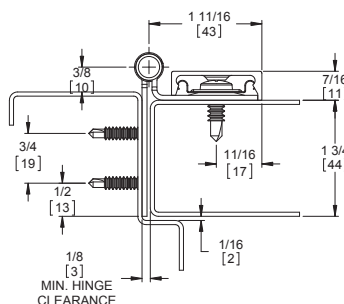
### Other Features

Custom lengths - specify in inches  
 Custom hole pattern  
 Dutch door hinges - suffix "DDP"  
 Hospital tips - suffix "HT"  
 Raised barrel - suffix "RB"  
 Welded end pins  
 Lead lined cover with 4 lbs. lead lining - suffix "LL"

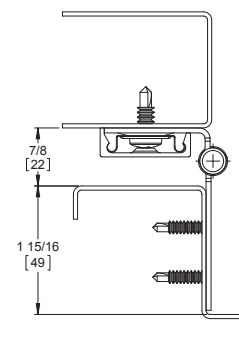
### Electrical Modifications

Current Transfer Prep (frame leaf only) - suffix "CTP"

This half-surface pin & barrel continuous hinge can be used to repair or replace existing hinges on both fire labeled openings. The hinge fits into the gap left after standard butt hinges are removed. It can assist in reversing the handing of a door, or to reverse the swing of a door hung in an evenly-rabbetted frame. (Please consult factory for instructions for unevenly-rabbetted frames.)



Door Closed



Door Open 180°

# MARKAR HM304 HALF MORTISE HINGE

## Standard Features

### Barrel Type Hinge

.187" diameter Stainless Steel pin (rod)  
 Medical bearings  
 Stainless Steel end pins

### Material

Heavy-duty 14 gauge Stainless Steel  
 Cover - extruded aluminum

### Finishes

US32D Satin Stainless Steel (630)  
 Cover - brushed aluminum

### Standards

ANSI/BHMA Standard A156.26 Grade 1

### Mounting Hardware

Fasteners concealed when door is closed  
 Custom 12-24 x 1<sup>11</sup>/<sub>16</sub>" S.S Phillips Flat Head Undercut TEK Screws & 1<sup>1</sup>/<sub>4</sub>-14 x 3<sup>3</sup>/<sub>4</sub>" Security TORX TEK Screws

### Capacity

Supports weights up to 600 lbs.  
 4'0" maximum door width

### Standard Sizes

6'8", 7'0", 7'2", 8'0", 10'0"

### Hole Pattern

Symmetrically templated

### Handing

Not required for standard 7'0", 8'0" or 10'0". Handing required for 6'8" and 7'2" and for most optional features listed

### Fire Rating

3 hours- hollow metal doors  
 90 minutes- hollow metal and composite  
 20 minutes- wood doors



Classified in accordance with UL10C for positive pressure



Fire-rated label

## Optional Features

### Finishes

US32 Bright Stainless Steel (629)  
 Scratch-Resistant Powder Coated Paint

### Fasteners

Tamper-proof security screws

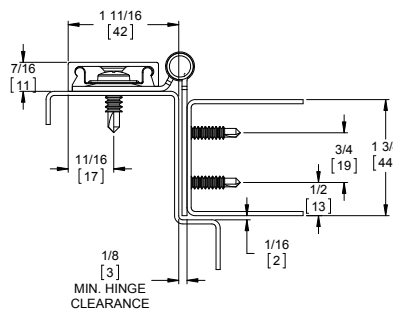
### Other Features

Custom lengths- specify in inches  
 Custom hole pattern  
 Dutch door hinges- suffix "DDP"  
 Hospital tips - suffix "HT"  
 Raised barrel - suffix "RB"  
 Welded end pins

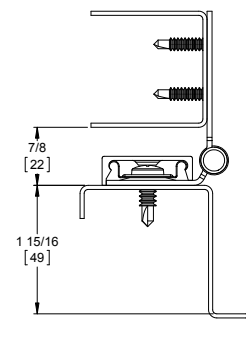
### Electrical Modifications

Current Transfer Prep (door leaf only)  
 - suffix "CTP"

This pin & barrel type hinge is used on wooden doors to hide splits, chips and dents from traffic abuse. The surface mounted frame leaf allows for easy retrofit installation.



Door Closed



Door Open 180°



Experience a safer and more open world

800-824-3018 | [www.pemko.com](http://www.pemko.com)  
 Check the web site for the up-to-date catalog

Copyright © 2015-2025, ASSA ABLOY Accessories and Door Controls Group, Inc., an ASSA ABLOY Group company. All rights reserved. Reproduction in whole or in part without the express written permission of ASSA ABLOY Accessories and Door Controls Group, Inc. is prohibited.

# MARKAR HG305 ADJUSTABLE HINGE GUARD

## Standard Features

### Barrel Type Hinge

.187" diameter Stainless Steel pin (rod)  
Medical bearings  
Stainless Steel end pins

### Material

Heavy-duty 14 gauge Stainless Steel  
Finishes  
US32D Satin Stainless Steel (630)

### Standards

ANSI/BHMA Standard A156.26 Grade 1

### Mounting Hardware

Fasteners concealed when door is closed  
Custom 12-24 x 1<sup>1</sup>/<sub>16</sub>" S.S Phillips Flat Head Undercut TEK Screws

### Capacity

Supports weights up to 600 lbs.  
4'0" maximum door width

### Standard Sizes

6'8", 7'0", 7'2", 8'0", 10'0"

### Hole Pattern

Symmetrically templated

### Handing

Not required for standard 7'0", 8'0" or 10'0". Handing required for 6'8" and 7'2" and for most optional features listed

### Fire Rating

3 hours- hollow metal doors  
90 minutes- hollow metal and composite  
20 minutes- wood doors



Classified in accordance with UL10C for positive pressure



Fire-rated label

### Windstorm

Products is constructed in accordance with Guidelines FEMA 320 & FEMA 361.

## Optional Features

### Finish

US32 Bright Stainless Steel (629)  
Scratch-Resistant Powder Coated Paint

### Fasteners

Adjust-A-Screw™ for correcting frame fit problems up to 3/8"

### Other Features

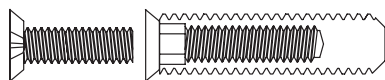
Custom lengths- specify in inches  
Custom hole pattern  
Dutch door hinges- suffix "DDP"  
Hospital tips – suffix "HT"  
Raised barrel – suffix "RB"  
Welded end pins  
Security studs

### Electrical Modifications

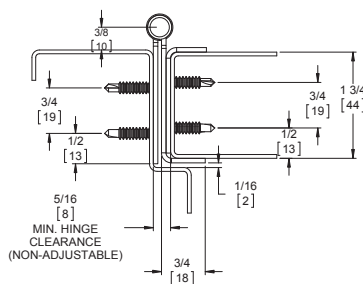
Adjustable Monitoring Switch - suffix "AMS"  
Current Transfer Prep - suffix "CTP"  
Electrical Transfer Access Prep - suffix "ETAP"

### ElectroLynx®

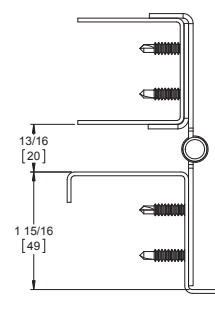
EL4 (4 wire), EL8 (8 wire), EL12 (12 wire)  
PoE (9 wire)



The integral hinge guard protects the door from dings and gouges from carts and gurneys while providing clean lines and aesthetic appearance. Our HG products also have fire ratings up to and including 3 hours. Not only that, but the wrap-around edge guard protects the door from unsightly dents and gouges and will deflect objects, preventing further damage.



Door Closed



Door Open 180°

800-824-3018 | [www.pemko.com](http://www.pemko.com)

Check the web site for the up-to-date catalog

Copyright © 2015-2025, ASSA ABLOY Accessories and Door Controls Group, Inc., an ASSA ABLOY Group company. All rights reserved. Reproduction in whole or in part without the express written permission of ASSA ABLOY Accessories and Door Controls Group, Inc. is prohibited.

**PEMCO**  
**ASSA ABLOY**

Experience a safer  
and more open world

# MARKAR FS/SC309 FULL SURFACE SWING CLEAR HINGE

## Standard Features

### Barrel Type Hinge

.187" diameter Stainless Steel pin (rod)  
 Medical bearings  
 Stainless Steel end pins

### Material

Heavy-duty 14 gauge Stainless Steel  
 Cover - extruded aluminum

### Finishes

US32D Satin Stainless Steel (630)  
 Cover - brushed aluminum

### Standards

ANSI/BHMA Standard A156.26 Grade 1

### Mounting Hardware

Fasteners concealed when door is closed  
 Custom 12-24 x 11/16" S.S Phillips Flat Head Undercut TEK Screws & 1/4"-14 x 3/4" Security TORX TEK Screws

### Capacity

Supports weights up to 600 lbs.  
 4'0" maximum door width

### Standard Sizes

6'8", 7'0", 7'2", 8'0", 10'0"

### Hole Pattern

Symmetrically templated

### Handing

Not required for standard 7'0", 8'0" or 10'0". Specify handing for 6'8" and 7'2" and for most optional features

### Fire Rating

3 hours- hollow metal doors  
 90 minutes- hollow metal and composite  
 20 minutes- wood doors



Classified in accordance with UL10C for positive pressure



Fire-rated label

## Optional Features

### Finish

US32 Bright Stainless Steel (629)  
 Scratch-Resistant Powder Coated Paint

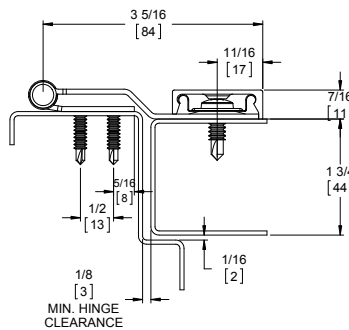
### Fasteners

Tamper-proof security screws

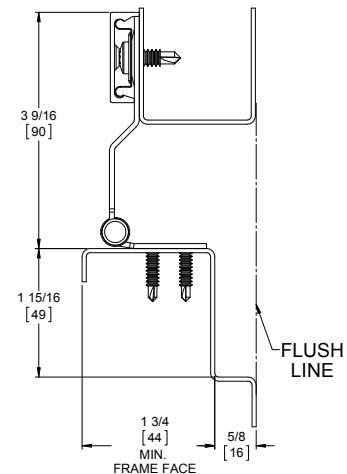
### Other Features

Custom lengths- specify in inches  
 Custom hole pattern  
 1 5/8" S.S. aluminum sleeve bolts  
 Dutch door hinges - suffix "DDP"  
 Hospital tips - suffix "HT"  
 Lead lined cover with 4 lbs. lead lining - suffix "LL"  
 Welded End Pins

This hinge is used to ensure that a door opened to a 90-degree angle is removed from the opening. This hinge will mount on a 1 3/4" face, and is especially useful for ADA upgrade work.



Door Closed



Door Open 90°



Experience a safer and more open world

# MARKAR HG310 SWING CLEAR ADJUSTABLE HINGE GUARD

## Standard Features

### Barrel Type Hinge

.187" diameter Stainless Steel pin (rod)  
Medical bearings  
Stainless Steel end pins

### Material

Heavy-duty 14 gauge Stainless Steel  
Finishes  
US32D Satin Stainless Steel (630)

### Standards

ANSI/BHMA Standard A156.26 Grade 1

### Mounting Hardware

Fasteners concealed when door is closed  
Custom 12-24 x 1<sup>1</sup>/<sub>16</sub>" S.S Phillips Flat Head Undercut TEK Screws

### Capacity

Supports weights up to 600 lbs.  
4'0" maximum door width

### Standard Sizes

6'8", 7'0", 7'2", 8'0", 10'0"

### Hole Pattern

Symmetrically templated

### Handing

Not required for standard 7'0", 8'0" or 10'0". Specify handing for 6'8" and 7'2" and for most optional features

### Door Edge

Square hinge edge  
Recommend Adjust-A-Screw for beveled hinge edge

### Fire Rating

3 hours- hollow metal doors  
90 minutes- hollow metal and composite core wood fire doors  
20 minutes- wood doors



Classified in accordance with UL10C for positive pressure



Fire-rated label

## Optional Features

### Finishes

US32 Bright Stainless Steel (629)  
Scratch-Resistant Powder Coated Paint

### Fasteners

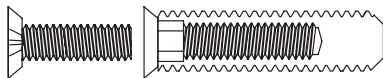
Tamper-proof security screws  
Adjust-A-Screws™ for correcting frame fit problems up to 3/8"

### Other Features

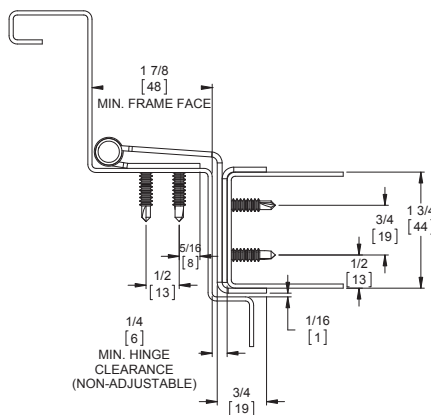
Custom lengths- specify in inches  
Custom hole pattern  
Dutch door hinges - suffix "DDP"  
Hospital tips - suffix "HT"  
Welded End Pins

### Electrical Modifications

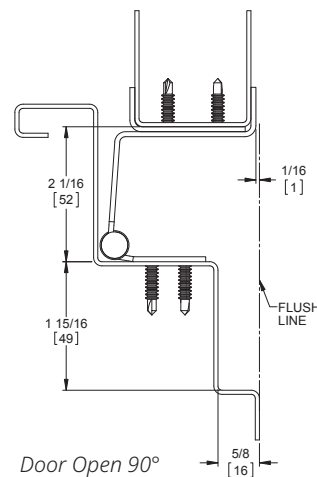
Current Transfer Prep (door leaf only) - suffix "CTP"  
(EL-EPT-SC Power Transfer Recommended)



The ADA-compliant hinge is used on operating room doors to swing the door out of the opening when moving equipment in and out. The hinge guard also protects the door in the open position.



Door Closed



Door Open 90°

800-824-3018 | [www.pemko.com](http://www.pemko.com)

Check the web site for the up-to-date catalog

Copyright © 2015-2025, ASSA ABLOY Accessories and Door Controls Group, Inc., an ASSA ABLOY Group company. All rights reserved. Reproduction in whole or in part without the express written permission of ASSA ABLOY Accessories and Door Controls Group, Inc. is prohibited.

**PEMKO**  
**ASSA ABLOY**

Experience a safer  
and more open world

# MARKAR HG311 SWING CLEAR HINGE GUARD

## Standard Features

### Barrel Type Hinge

.187" diameter Stainless Steel pin (rod)  
 Medical bearings  
 Stainless Steel end pins

### Material

Heavy-duty 14 gauge Stainless Steel

### Finishes

US32D Satin Stainless Steel (630)

### Standards

ANSI/BHMA Standard A156.26 Grade 1

### Mounting Hardware

Fasteners concealed when door is closed  
 Custom 12-24 x 1<sup>1</sup>/<sub>16</sub>" S.S Phillips Flat Head Undercut TEK Screws

### Capacity

Supports weights up to 600 lbs.  
 4'0" maximum door width

### Standard Sizes

6'8", 7'0", 7'2", 8'0", 10'0"

### Hole Pattern

Symmetrically templated

### Handing

Not required for standard 7'0", 8'0" or 10'0". Specify handing for 6'8" and 7'2" and for most optional features

### Door Edge

Square hinge edge  
 For beveled hinge edge use HG310

### Fire Rating

3 hours- hollow metal doors  
 90 minutes- hollow metal and composite core wood fire doors  
 20 minutes- wood doors



Classified in accordance with UL10C for positive pressure



Fire-rated label

## Optional Features

### Finishes

US32 Bright Stainless Steel (629)  
 Scratch-Resistant Powder Coated Paint

### Fasteners

Tamper-proof security screws

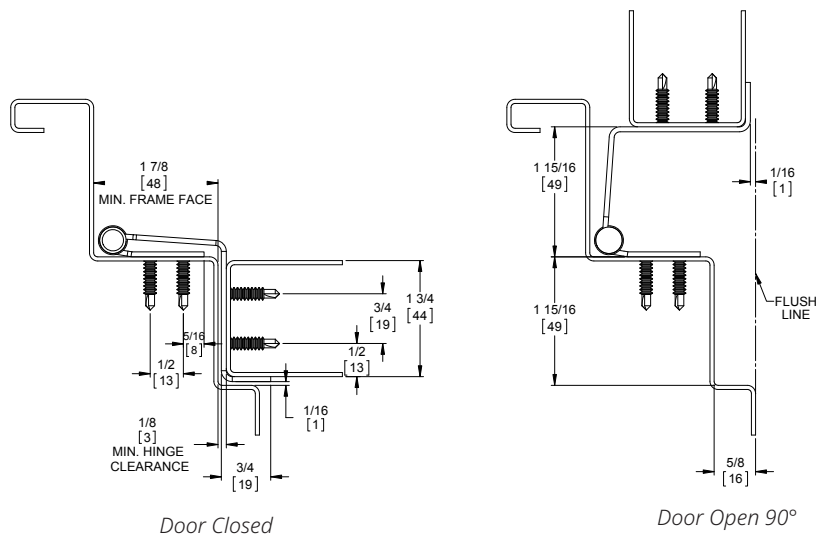
### Other Features

Custom lengths- specify in inches  
 Custom hole pattern  
 Dutch door hinges - suffix "DDP"  
 Hospital tips - suffix "HT"  
 Welded End Pins

### Electrical Modifications

Current Transfer Prep (door leaf only) - suffix "CTP"  
 (EL-EPT-SC Power Transfer Recommended)

This surface applied swing clear version allows doors to meet ADA requirements. The single wrap protects door edges from cart damage.



Experience a safer and more open world

800-824-3018 | [www.pemko.com](http://www.pemko.com)  
 Check the web site for the up-to-date catalog

Copyright © 2015-2025, ASSA ABLOY Accessories and Door Controls Group, Inc., an ASSA ABLOY Group company. All rights reserved. Reproduction in whole or in part without the express written permission of ASSA ABLOY Accessories and Door Controls Group, Inc. is prohibited.

# MARKAR HG315 EDGE MOUNT HINGE GUARD

## Standard Features

### Barrel Type Hinge

.187" diameter Stainless Steel pin (rod)  
Medical bearings  
Stainless Steel end pins

### Material

Heavy-duty 14 gauge Stainless Steel

### Finishes

US32D Satin Stainless Steel (630)

### Standards

ANSI/BHMA Standard A156.26 Grade 1

### Mounting Hardware

Fasteners concealed when door is closed  
Custom 12-24 x 1 1/16" S.S Phillips Flat Head Undercut TEK Screws

### Capacity

Supports weights up to 600 lbs.  
4'0" maximum door width

### Standard Sizes

6'8", 7'0", 7'2", 8'0", 10'0"

### Hole Pattern

Symmetrically templated

### Handing

Not required for standard 7'0", 8'0" or 10'0". Specify handing for 6'8" and 7'2" and for most optional features

### Fire Rating

3 hours- hollow metal doors  
90 minutes- hollow metal and composite core wood fire doors  
20 minutes- wood doors



Classified in accordance with UL10C for positive pressure



Fire-rated label

## Optional Features

### Finishes

US32 Bright Stainless Steel (629)  
Scratch-Resistant Powder Coated Paint

### Fasteners

Tamper-proof security screws

### Other Features

Custom lengths- specify in inches  
Custom hole pattern  
Dutch door hinges- suffix "DDP"  
Hospital tips - suffix "HT"  
Raised barrel - suffix "RB"  
Welded end pins  
Security studs

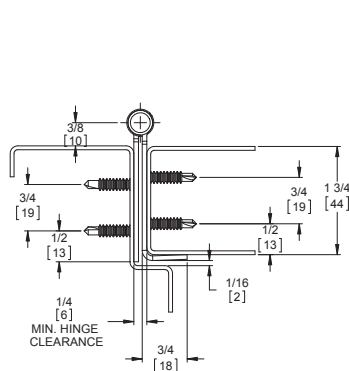
### Electrical Modifications

Adjustable Monitoring Switch - suffix "AMS"  
Current Transfer Prep - suffix "CTP"  
Electrical Transfer Access Prep - suffix "ETAP"

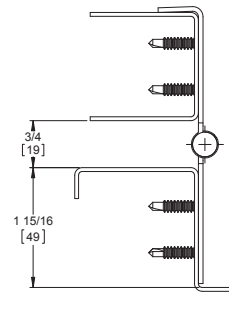
### ElectroLynx®

EL4 (4 wire), EL8 (8 wire), EL12 (12 wire)  
PoE (9 wire)

Featuring our unique edge guard, this economical hinge prevents objects from being placed between the door and frame as well as protects the door's edge while supporting the door's weight along the entire length of the jamb.



Door Closed



Door Open 180°

800-824-3018 | [www.pemko.com](http://www.pemko.com)

Check the web site for the up-to-date catalog

Copyright © 2015-2025, ASSA ABLOY Accessories and Door Controls Group, Inc., an ASSA ABLOY Group company. All rights reserved. Reproduction in whole or in part without the express written permission of ASSA ABLOY Accessories and Door Controls Group, Inc. is prohibited.

**PEMKO**  
**ASSA ABLOY**

Experience a safer  
and more open world

# MARKAR HG323 EDGE MOUNT HINGE GUARD

## Standard Features

### Barrel Type Hinge

.187" diameter Stainless Steel pin (rod)  
Medical bearings  
Stainless Steel end pins

### Material

Heavy-duty 14 gauge Stainless Steel

### Finishes

US32D Satin Stainless Steel (630)

### Standards

ANSI/BHMA Standard A156.26  
Grade 1

### Mounting Hardware

Fasteners concealed when door is closed

Custom 12-24 x 11/16" S.S Phillips Flat Head Undercut TEK Screws & 1/4-20 x 1 5/8 Thru Bolt Stainless Steel

### Capacity

Supports weights up to 600 lbs.  
4'0" maximum door width

### Standard Sizes

6'8", 7'0", 7'2", 8'0", 10'0"

### Hole Pattern

Symmetrically templated

### Handing

Not required for standard 7'0", 8'0" or 10'0". Specify handing for 6'8" and 7'2" and for most optional features

### Fire Rating

3 hours- hollow metal doors  
90 minutes- hollow metal and composite core wood fire doors  
20 minutes- wood doors



Classified in accordance with UL10C for positive pressure



Fire-rated label

## Optional Features

### Finishes

US32 Bright Stainless Steel (629)  
Scratch-Resistant Powder Coated Paint

### Fasteners

Tamper-proof security screws

### Other Features

Custom lengths- specify in inches  
Custom hole pattern  
Dutch door hinges - suffix "DDP"  
Hospital tips - suffix "HT"  
Raised barrel - suffix "RB"  
Special sheared leaf

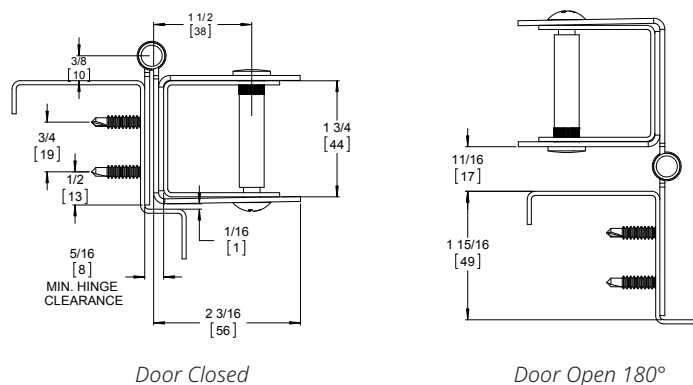
### Electrical Modifications

Adjustable Monitoring Switch - suffix "AMS"  
Current Transfer Prep - suffix "CTP"  
Electrical Transfer Access Prep - suffix "ETAP"

### ElectroLynx®

EL4 (4 wire), EL8 (8 wire), EL12 (12 wire)  
PoE (9 wire)

This extended wrap model allows you to sandwich the door between two leafs of Stainless Steel and through bolt them together. It is ideal where doors have split and you want to save them.



Experience a safer and more open world

800-824-3018 | [www.pemko.com](http://www.pemko.com)  
Check the web site for the up-to-date catalog

Copyright © 2015-2025, ASSA ABLOY Accessories and Door Controls Group, Inc., an ASSA ABLOY Group company. All rights reserved. Reproduction in whole or in part without the express written permission of ASSA ABLOY Accessories and Door Controls Group, Inc. is prohibited.

# MARKAR HG326 SWING CLEAR ADJUSTABLE HINGE GUARD

## Standard Features

### Barrel Type Hinge

.187" diameter Stainless Steel pin (rod)  
 Medical bearings  
 Stainless Steel end pins

### Material

Heavy-duty 14 gauge Stainless Steel

### Finishes

US32D Satin Stainless Steel (630)

### Standards

ANSI/BHMA Standard A156.26  
 Grade 1

### Mounting Hardware

Custom 12-24 x 11/16" S.S Phillips Flat Head Undercut TEK Screws

### Capacity

Supports weights up to 600 lbs.  
 4'0" maximum door width

### Standard Sizes

6'8", 7'0", 7'2", 8'0", 10'0"

### Hole Pattern

Symmetrically templated

### Door Edge

Square hinge edge  
 Recommend Adjust-A-Screw for beveled hinge edge

### Handing

Not required for standard 7'0", 8'0" or 10'0". Specify handing for 6'8" and 7'2" and for most optional features

### Fire Rating

3 hours- hollow metal doors  
 90 minutes- hollow metal and composite core wood fire doors  
 20 minutes- wood doors



Classified in accordance with UL10C for positive pressure



Fire-rated label

## Optional Features

### Finishes

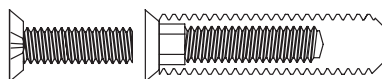
US32 Bright Stainless Steel (629)  
 Scratch-Resistant Powder Coated Paint

### Other Features

Custom lengths- specify in inches  
 Custom hole pattern  
 Dutch door hinges- suffix "DDP"  
 Hospital tips - suffix "HT"  
 Welded end pins

### Fasteners

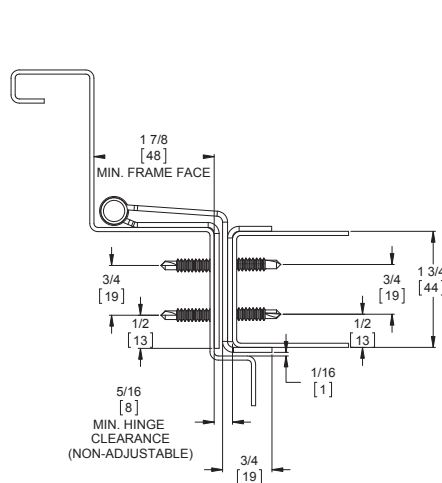
Tamper-proof security screws  
 Adjust-A-Screw™ for correcting frame fit problems up to 3/8"



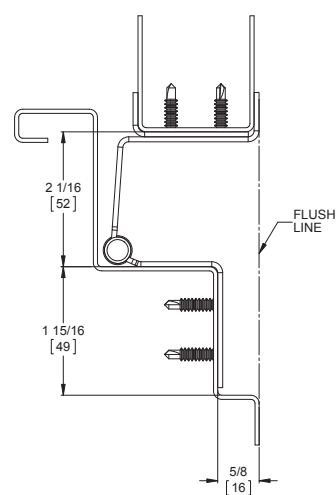
### Electrical Modifications

Current Transfer Prep - suffix "CTP"  
 (EL-EPT-SC Power Transfer Recommended)

The incorporated edge guard protects the door from unsightly dents and gouges while also protecting the hinge from vandalism.



Door Closed



Door Open 90°

800-824-3018 | [www.pemko.com](http://www.pemko.com)

Check the web site for the up-to-date catalog

Copyright © 2015-2025, ASSA ABLOY Accessories and Door Controls Group, Inc., an ASSA ABLOY Group company. All rights reserved. Reproduction in whole or in part without the express written permission of ASSA ABLOY Accessories and Door Controls Group, Inc. is prohibited.

**PEMKO**  
**ASSA ABLOY**

Experience a safer  
 and more open world

# MARKAR HG329 SWING CLEAR HINGE GUARD FOR SQUARE EDGE DOOR

## Standard Features

### Barrel Type Hinge

.187" diameter Stainless Steel pin (rod)

### Medical bearings

Stainless Steel end pins

### Material

Heavy-duty 14 gauge Stainless Steel

### Finishes

US32D Satin Stainless Steel (630)

### Standards

ANSI/BHMA Standard A156.26 Grade 1

### Mounting Hardware

Fasteners concealed when door is closed

Custom 12-24 x 1<sup>1</sup>/<sub>16</sub>" S.S Phillips Flat

Head Undercut TEK Screws

### Capacity

Supports weights up to 600 lbs.

4'0" maximum door width

### Standard Sizes

6'8", 7'0", 7'2", 8'0", 10'0"

### Door Edge

Square hinge edge

For beveled hinge edge use HG326

### Hole Pattern

Symmetrically templated

Specify handing

### Fire Rating

3 hours- hollow metal doors

90 minutes- hollow metal and

composite core wood fire doors

20 minutes- wood doors



Classified in accordance with UL10C for positive pressure



Fire-rated label

## Optional Features

### Finishes

US32 Bright Stainless Steel (629)

Scratch-Resistant Powder

Coated Paint

### Other Features

Custom lengths- specify in inches

Custom hole pattern

Dutch door hinges- suffix "DDP"

Hospital tips - suffix "HT"

Welded end pins

### Fasteners

Tamper-proof security screws

### Electrical Modifications

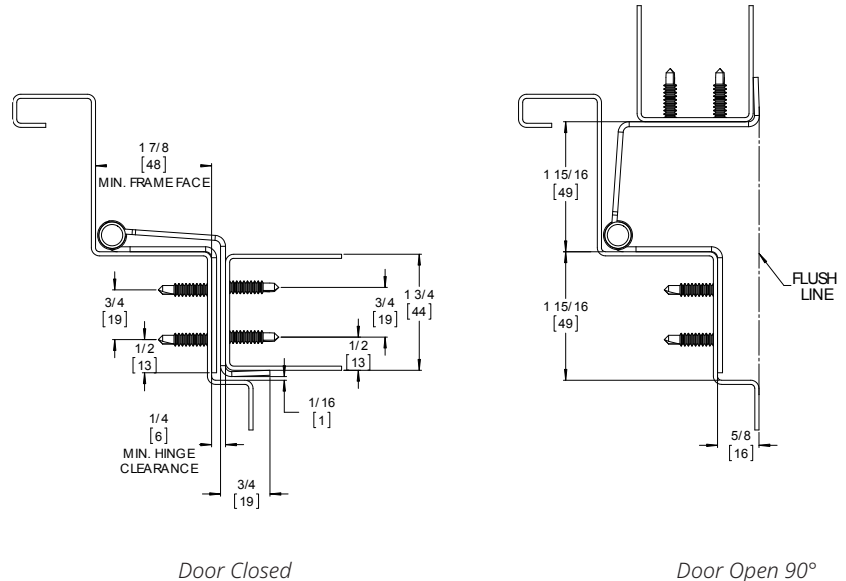
Adjustable Monitoring Switch - suffix

"AMS" Current Transfer Prep - suffix "CTP"

(EL-EPT-SC Power Transfer

Recommended)

The incorporated edge guard protects the door from unsightly dents and gouges while also protecting the hinge from vandalism.



Experience a safer and more open world

800-824-3018 | [www.pemko.com](http://www.pemko.com)  
Check the web site for the up-to-date catalog

Copyright © 2015-2025, ASSA ABLOY Accessories and Door Controls Group, Inc., an ASSA ABLOY Group company. All rights reserved. Reproduction in whole or in part without the express written permission of ASSA ABLOY Accessories and Door Controls Group, Inc. is prohibited.

# MARKAR EG308 ADJUSTABLE EDGE GUARD

## Standard Features

**Material**  
Heavy-duty 16 gauge stainless steel

**Finishes**  
US32D Satin Stainless Steel (630)

**Mounting Hardware**  
Fasteners concealed when door is closed

Included fasteners are:  
Custom 12-24 x 1<sup>1</sup>/<sub>16</sub>" S.S Phillips Flat Head Undercut TEK Screws  
Custom 12-24 x 1<sup>1</sup>/<sub>2</sub>" S.S. Phillips Flat Head Particle Board Screws  
Order form required, available

online.  
**Standard Sizes**  
6'8", 7'0", 7'2", 8'0", 10'0"  
**Door Edge**  
Specify square or beveled edge when ordering (beveled edge standard)

**Fire Rating**  
3 hours- hollow metal doors  
90 minutes- hollow metal and composite  
20 minutes- wood doors



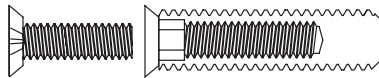
Fire-rated label

MAY NOT APPLY TO ALL WOOD DOORS. PLEASE CONSULT FACTORY FOR SPECIFIC WOOD DOOR APPLICATIONS.

## Optional Features

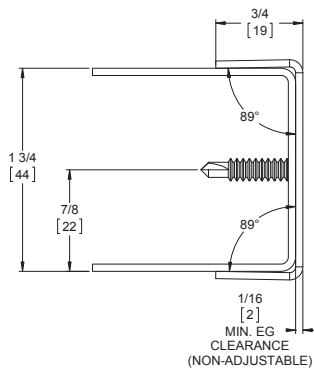
**Finish**  
US32 Bright Stainless Steel (629)  
Scratch-Resistant Powder Coated Paint  
**Hardware Cutouts**  
(Edge Guard order form must be filled out)  
Flush bolts  
ASA strike  
Deadlock strike and latch  
86 edge  
Hospital latch  
161 cutout

**Fasteners**  
Tamper-proof security screws  
Adjust-A-Screw™ for correcting frame fit problems up to 3/8"

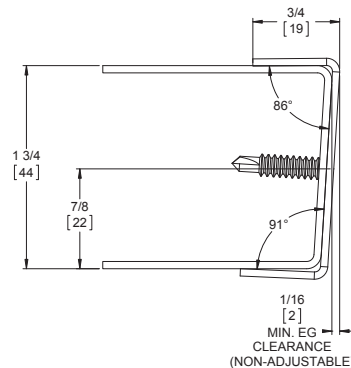


**Other Features**  
Custom lengths - specify in inches  
Staggered hole pattern for lead lined doors  
**Custom cutouts**  
Dutch door application - suffix "DDP"

This fire-labeled edge guard is used in conjunction with the HG305 Hinge/Guard for a balanced aesthetic look. It also provides protection for the leading edge of the door.



Square edge door



Bevel edge door

800-824-3018 | www.pemko.com  
Check the web site for the up-to-date catalog

Copyright © 2015-2025, ASSA ABLOY Accessories and Door Controls Group, Inc., an ASSA ABLOY Group company. All rights reserved. Reproduction in whole or in part without the express written permission of ASSA ABLOY Accessories and Door Controls Group, Inc. is prohibited.

**PEMCO**  
**ASSA ABLOY**

Experience a safer and more open world

# MARKAR EGC308 SINGLE RETURN EDGE GUARD

## Standard Features

### Material

Heavy-duty 16 gauge stainless steel

### Finishes

US32D Satin Stainless Steel (630)

### Mounting Hardware

Fasteners concealed when door is closed

Included fasteners are:

Custom 12-24 x 1<sup>1</sup>/<sub>16</sub>" S.S Phillips

Flat Head Undercut TEK Screws

Custom 12-24 x 1<sup>1</sup>/<sub>2</sub>" S.S. Phillips

Flat Head Particle Board Screws

Order form required, available online.

### Standard Sizes

6'8", 7'0", 7'2", 8'0", 10'0"

### Door Edge

Specify square or beveled edge when ordering (beveled edge standard)

### Fire Rating

3 hours- hollow metal doors

90 minutes- hollow metal and composite

20 minutes- wood doors



Fire-rated label

MAY NOT APPLY TO ALL WOOD DOORS. PLEASE CONSULT FACTORY FOR SPECIFIC WOOD DOOR APPLICATIONS.

## Optional Features

### Finish

US32 Bright Stainless Steel (629)

Scratch-Resistant Powder Coated Paint

### Hardware Cutouts

(Edge Guard order form must be filled out)

Flush bolts

ASA strike

Deadlock strike and latch

86 edge

Hospital latch

161 cutout

### Fasteners

Tamper-proof security screws

### Other Features

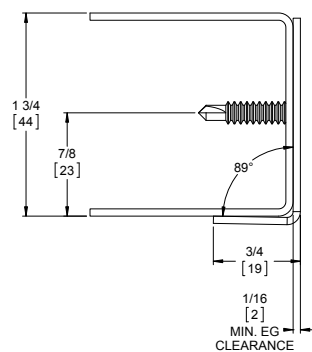
Custom lengths - specify in inches

Staggered hole pattern for lead lined doors

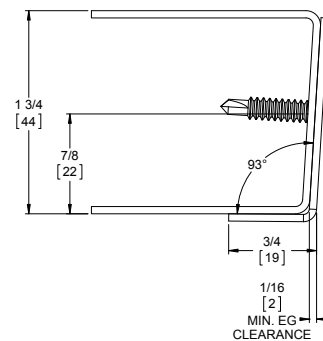
### Custom cutouts

Dutch door application - suffix "DDP"

This fire-labeled edge guard works with the HG315 Hinge/Guard. It provides protection to the leading edge of the door, while maintaining the door's aesthetic appearance in the closed position.



Square edge door



Bevel edge door



Experience a safer and more open world

800-824-3018 | [www.pemko.com](http://www.pemko.com)  
Check the web site for the up-to-date catalog

Copyright © 2015-2025, ASSA ABLOY Accessories and Door Controls Group, Inc., an ASSA ABLOY Group company. All rights reserved. Reproduction in whole or in part without the express written permission of ASSA ABLOY Accessories and Door Controls Group, Inc. is prohibited.

# MARKAR EGL308 LONG LEG EDGE GUARD

## Standard Features

**Material**  
Heavy-duty 16 gauge stainless steel

**Finishes**  
US32D Satin Stainless Steel (630)

**Mounting Hardware**  
Fasteners concealed when door is closed

Included fasteners are:  
Custom 12-24 x 1<sup>1</sup>/<sub>16</sub>" S.S Phillips Flat Head Undercut TEK Screws  
Custom 12-24 x 1<sup>1</sup>/<sub>2</sub>" S.S. Phillips Flat Head Particle Board Screws  
Order form required, available

online.  
**Standard Sizes**  
6'8", 7'0", 7'2", 8'0", 10'0"  
**Door Edge**  
Specify square or beveled edge when ordering (beveled edge standard)

**Fire Rating**  
3 hours- hollow metal doors  
90 minutes- hollow metal and composite  
20 minutes- wood doors



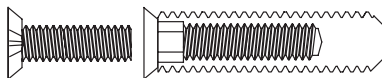
**FF** Fire-rated label

MAY NOT APPLY TO ALL WOOD DOORS. PLEASE CONSULT FACTORY FOR SPECIFIC WOOD DOOR APPLICATIONS.

## Optional Features

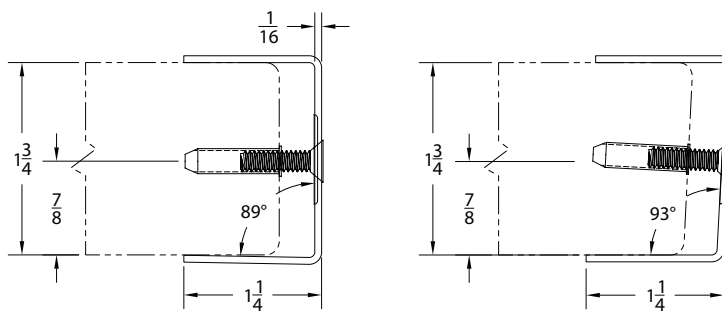
**Finish**  
US32 Bright Stainless Steel (629)  
Scratch-Resistant Powder Coated Paint  
**Hardware Cutouts**  
(Edge Guard order form must be filled out)  
Flush bolts  
ASA strike  
Deadlock strike and latch  
86 edge  
Hospital latch  
161 cutout

**Fasteners**  
Tamper-proof security screws  
Adjust-A-Screw™ for correcting frame fit problems up to 3/8"



**Other Features**  
Custom lengths - specify in inches  
Staggered hole pattern for lead lined doors  
**Custom cutouts**  
Dutch door application - suffix "DDP"

This fire-labeled edge guard is used in conjunction with the HG305 Hinge/Guard for a balanced aesthetic look. It also provides protection for the leading edge of the door.



Square edge door

Bevel edge door

800-824-3018 | [www.pemko.com](http://www.pemko.com)  
Check the web site for the up-to-date catalog

Copyright © 2015-2025, ASSA ABLOY Accessories and Door Controls Group, Inc., an ASSA ABLOY Group company. All rights reserved. Reproduction in whole or in part without the express written permission of ASSA ABLOY Accessories and Door Controls Group, Inc. is prohibited.

**PEMKO**  
**ASSA ABLOY**

Experience a safer and more open world

# MARKAR EGT308 ADJUSTABLE EDGE GUARD WITH ASTRAGAL

## Standard Features

### Material

Heavy-duty 16 gauge stainless steel

### Finishes

US32D Satin Stainless Steel (630)

### Mounting Hardware

Fasteners concealed when door is closed

Included fasteners are:

Custom 12-24 x 1<sup>1</sup>/<sub>16</sub>" S.S Phillips Flat Head Undercut TEK Screws

Custom 12-24 x 1<sup>1</sup>/<sub>2</sub>" S.S. Phillips Flat Head Particle Board Screws

Order form required, available online.

### Standard Sizes

6'8", 7'0", 7'2", 8'0", 10'0"

### Door Edge

Specify square or beveled edge when ordering (beveled edge standard)

### Fire Rating

3 hours- hollow metal doors

90 minutes- hollow metal and composite

20 minutes- wood doors



Fire-rated label

MAY NOT APPLY TO ALL WOOD DOORS. PLEASE CONSULT FACTORY FOR SPECIFIC WOOD DOOR APPLICATIONS.

## Optional Features

### Finish

US32 Bright Stainless Steel (629)

Scratch-Resistant Powder Coated Paint

### Hardware Cutouts

(Edge Guard order form must be filled out)

Flush bolts

ASA strike

Deadlock strike and latch

86 edge

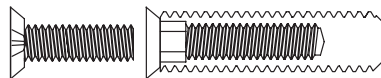
Hospital latch

161 cutout

### Fasteners

Tamper-proof security screws

Adjust-A-Screw™ for correcting frame fit problems up to 3/8"



### Other Features

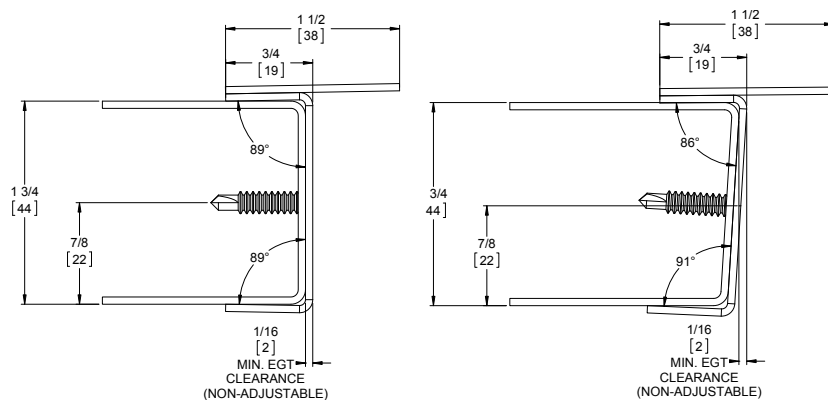
Custom lengths - specify in inches  
Staggered hole pattern for lead lined doors

Custom cutouts

Dutch door application - suffix "DDP"

Lead lined astragal with 4 lbs. lead lining - suffix "LL"

The integral overlapping astragal of the EGT308 provides additional security by protecting the latch protector. It is ideal for exterior pairs of doors or doors that require added protection from vandalism.



Square edge door

Bevel edge door



Experience a safer and more open world

800-824-3018 | [www.pemko.com](http://www.pemko.com)  
Check the web site for the up-to-date catalog

Copyright © 2015-2025, ASSA ABLOY Accessories and Door Controls Group, Inc., an ASSA ABLOY Group company. All rights reserved. Reproduction in whole or in part without the express written permission of ASSA ABLOY Accessories and Door Controls Group, Inc. is prohibited.

# MARKAR 200 SERIES CARBON STEEL PIN & BARREL CONTINUOUS HINGES

## Short Form Architectural Specification:

Continuous hinges shall be full height piano-type hinge providing full height door support.

- Supports weights up to 600 lbs. 4'0" maximum door width
- Material to be 14 gauge 1012 carbon steel
- .187" diameter stainless steel pin (rod)
- Each knuckle 2", including nylon bearing at each separation for a quiet, smooth, self-lubricating operation
- Finish: Zinc Plated  
Optional Finish: Scratch-Resistant Powder Coated Paint
- All hinges shall be furnished with manufacturer's recommended hardware pack per specific model application
- Must use undercut head screws
- Must be able to carry Warnock Hersey Int. or UL fire rated doors and frames up to 3 hours
- Hinges shall meet ANSI/BHMA Standard A 156.26 Grade 1
- Symmetrically templated hole pattern

*Note: 25-Year Warranty on all Continuous Hinges*

*Note: Fire label for doors and frames should be placed on the header and top rail of fire rated doors and frames*

## MARKAR FM200 EDGE MOUNT HINGE

### Standard Features

#### Barrel Type Hinge

.187" diameter stainless steel pin (rod)  
Medical bearings  
Stainless steel end pins

#### Material

Heavy-duty 14 gauge 1012 carbon steel

#### Finishes

Zinc Plated

#### Standards

ANSI/BHMA Standard A156.26 Grade 1

#### Mounting Hardware

No exposed mounting fasteners  
Custom 12-24 x 1 1/16" S.S Phillips  
Flat Head Undercut TEK Screws

#### Capacity

Supports weights up to 600 lbs.  
4'0" maximum door width

#### Standard Sizes

6'8", 7'0", 7'2", 8'0", 10'0"

#### Handing

Handing not required on standard hinges. Specify handing when ordering a hinge with modification

#### Fire Rating

3 hours- hollow metal doors  
90 minutes- hollow metal and composite core wood fire doors  
20 minutes- wood doors

Classified in accordance with



UL10C for positive pressure

Fire-rated label



#### Windstorm

Evaluated in accordance with TAS 201-14, TAS 202-14, TAS 203-14, ASTM E330, ASTM E1886, ASTM E1996 and ANSI A250.13

### Optional Features

#### Finish

Scratch-Resistant Powder Coated Paint

#### Fasteners

Tamper-proof security screws

#### Other Features

Custom lengths - specify in inches  
Custom hole pattern  
Dutch door hinges - suffix "DDP"  
Hospital tips - suffix "HT"  
Raised barrel - suffix "RB"

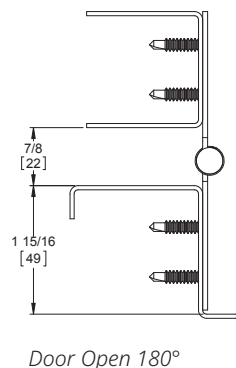
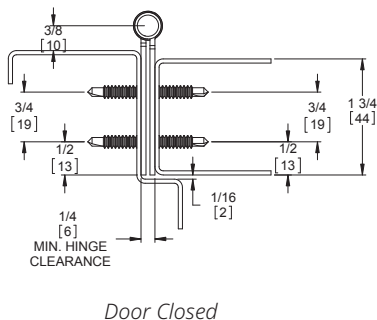
#### Electrical Modifications

Current Transfer Prep (frame leaf only) - suffix "CTP"

#### ElectroLynx®

EL4 (4 wire), EL8 (8 wire), EL12 (12 wire)  
PoE (9 wire)

This edge-mounted pin & barrel hinge is used on many traffic, high abuse interior doors. The hinge works well in locations that used anchor hinges, pivot reinforced hinges, or thrust pivot unit and hinge sets. This hinge saves on special door and frame preparation charges. It can be used on both fire labeled and non-labeled openings.



800-824-3018 | [www.pemko.com](http://www.pemko.com)

Check the web site for the up-to-date catalog

Copyright © 2015-2025, ASSA ABLOY Accessories and Door Controls Group, Inc., an ASSA ABLOY Group company. All rights reserved. Reproduction in whole or in part without the express written permission of ASSA ABLOY Accessories and Door Controls Group, Inc. is prohibited.



Experience a safer and more open world

# MARKAR HS203 HALF SURFACE

## Standard Features

### Barrel Type Hinge

.187" diameter stainless steel pin (rod)  
 Medical bearings  
 Stainless steel end pins

### Material

Heavy-duty 14 gauge 1012 carbon steel  
 Cover - extruded aluminum

### Finishes

Zinc Plated  
 Cover - Mill Finish

### Standards

ANSI/BHMA Standard A156.26 Grade 1

### Mounting Hardware

No exposed mounting fasteners  
 Custom 12-24 x 1<sup>11</sup>/<sub>16</sub>" S.S Phillips Flat Head Undercut TEK Screws  
 1<sup>1</sup>/<sub>4</sub>-14 x 3<sup>3</sup>/<sub>4</sub> Security TORX TEK Screws

### Capacity

Supports weights up to 600 lbs.  
 4'0" maximum door width

### Standard Sizes

6'8", 7'0", 7'2", 8'0", 10'0"

### Hole Pattern

Symmetrically templated

### Handing

Not required for standard 7'0", 8'0" or 10'0". Specify handing for 6'8" and 7'2" and for most optional features

### Fire Rating

3 hours- hollow metal doors  
 90 minutes- hollow metal and composite  
 20 minutes- wood doors



Classified in accordance with UL10C for positive pressure



Fire-rated label

## Optional Features

### Finishes

Scratch-Resistant Powder Coated Paint

### Fasteners

1<sup>5</sup>/<sub>8</sub>" steel sleeve bolts  
 Tamper-proof security screws

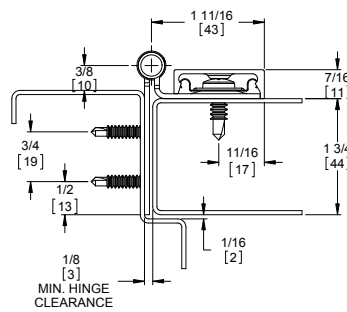
### Other Features

Custom lengths - specify in inches  
 Custom hole pattern  
 Dutch door hinges - suffix "DDP"  
 Hospital tips - suffix "HT"  
 Raised barrel - suffix "RB"  
 Lead-lined cover with 4 lbs. lead lining - suffix "LL"

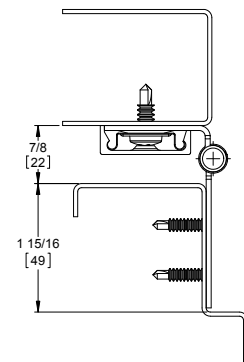
### Electrical Modifications

Current Transfer Prep (frame leaf only) - suffix "CTP"

This half-surface pin & barrel continuous hinge can be used to repair and replace existing hinges on both fire-labeled and non-labeled openings. The hinge fits into the gap left after standard butt hinges are removed. It can assist in reversing the handing of a door, or to reverse the swing of a door hung in an evenly-rabbetted frame. (Please contact the factory for instructions for unevenly-rabbetted frames.)



Door Closed



Door Open 180°



Experience a safer and more open world

800-824-3018 | [www.pemko.com](http://www.pemko.com)  
 Check the web site for the up-to-date catalog

Copyright © 2015-2025, ASSA ABLOY Accessories and Door Controls Group, Inc., an ASSA ABLOY Group company. All rights reserved. Reproduction in whole or in part without the express written permission of ASSA ABLOY Accessories and Door Controls Group, Inc. is prohibited.

# MARKAR 100 SERIES ALUMINUM PIN & BARREL CONTINUOUS HINGES

## Short Form Architectural Specification:

Continuous hinges shall be full height piano-type hinge providing full height door support.

- Supports weights up to 600 lbs. 4'0" maximum door width
- Material to be extruded aluminum 6063-T6 alloy
- .187" diameter stainless pin (rod)
- Each knuckle 2", including nylon bearing at each separation for a quiet, smooth, self-lubricating operation
- Finish: Clear Anodized (628), Dark Bronze Anodized (313)  
Optional Finish: Light Bronze Anodized (311), Black Anodized (315), Scratch-Resistant Powder Coated Paint. Other finishes available upon request.
- All hinges shall be furnished with manufacturer's recommended hardware pack per specific model application
- Exterior barrel diameter .515" (1/2")
- Material thickness less than .125"
- Material weight will be no less than 1.5 lbs. per foot
- Hinges shall meet ANSI/BHMA Standard A 156.26 Grade 2
- Symmetrically templated hole pattern

*Note: 25-Year Warranty on all Continuous Pin & Barrel Hinges*

## MARKAR FM100 EDGE MOUNT HINGE

### Standard Features

#### Barrel Type Hinge

.187" diameter stainless steel pin (rod)

Medical bearings

Aluminum end pins

#### Material

6063-T6 aluminum alloy

#### Finishes

Clear Anodized (628)

Dark Bronze Anodized (313)

#### Standards

ANSI/BHMA Standard A156.26 Grade 2

#### Mounting Hardware

Fasteners concealed when door is closed

Custom 12-24 x 1<sup>1</sup>/<sub>16</sub>" S.S Phillips Flat

Head Undercut TEK Screws

#### Capacity

Supports weights up to 600 lbs. 4'0" maximum door width

#### Standard Sizes

6'8", 7'0", 7'2", 8'0"

#### Hole Pattern

Symmetrically templated

#### Handing

Handing not required on standard hinges. Specify handing when ordering a hinge with modification

#### Windstorm

Evaluated in accordance with TAS 201-14, TAS 202-14, TAS 203-14, ASTM E330, ASTM E1886, ASTM E1996 and ANSI A250.13.

### Optional Features

#### Finishes

Light Bronze Anodized (311)

Black Anodized (315)

Scratch-Resistant Powder Coated Paint

#### Other Features

Custom lengths - specify in inches

Custom hole pattern

Dutch door hinges - suffix "DDP"

Hospital tips - suffix "HT"

#### Electrical Modifications

Current Transfer Prep - suffix "CTP"

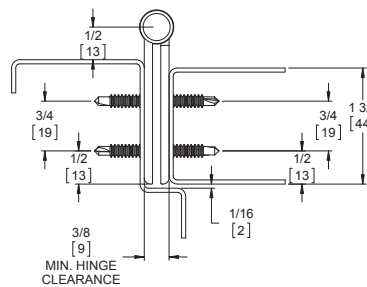
Electrical Transfer Access Prep - suffix "ETAP"

#### ElectroLynx®

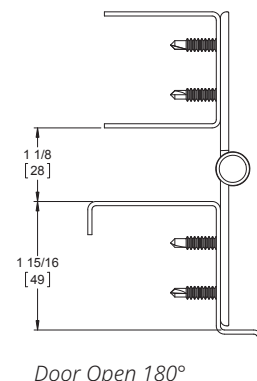
EL4 (4 wire), EL8 (8 wire), EL12 (12 wire)

PoE (9 wire)

This door-edge mounted aluminum pin & barrel type hinge is extruded using 30% more aluminum than most geared hinges, giving it exceptional strength and durability. This product is specified in lieu of pivots or butt hinges due to its unique design which distributes the weight of the door down the entire length of the hinge.



Door Closed



Door Open 180°

800-824-3018 | [www.pemko.com](http://www.pemko.com)

Check the web site for the up-to-date catalog

Copyright © 2015-2025, ASSA ABLOY Accessories and Door Controls Group, Inc., an ASSA ABLOY Group company. All rights reserved. Reproduction in whole or in part without the express written permission of ASSA ABLOY Accessories and Door Controls Group, Inc. is prohibited.

**PEMKO**  
**ASSA ABLOY**

Experience a safer  
and more open world

# MARKAR FS102 FULL SURFACE FLUSH MOUNT HINGE

## Standard Features

### Barrel Type Hinge

.187" diameter stainless steel pin (rod)  
 Medical bearings  
 Aluminum end pins

### Material

6063-T6 aluminum alloy

### Finishes

Clear Anodized (628)  
 Dark Bronze Anodized (313)

### Standards

ANSI/BHMA Standard A156.26 Grade 2

### Mounting Hardware

Fasteners concealed when door is closed

1/4"-14 x 3/4" Security TORX TEK Screws

### Capacity

Supports weights up to 600 lbs.  
 4'0" maximum door width

### Standard Sizes

6'8", 7'0", 7'2", 8'0"

### Locking Security Covers

Brushed aluminum finish

### Handing

Not required for standard 7'0" or 8'0".  
 Handing required for 6'8" and 7'0" and for most optional features listed

## Optional Features

### Finish

Light Bronze Anodized (311)  
 Black Anodized (315)  
 Scratch-Resistant Powder Coated Paint

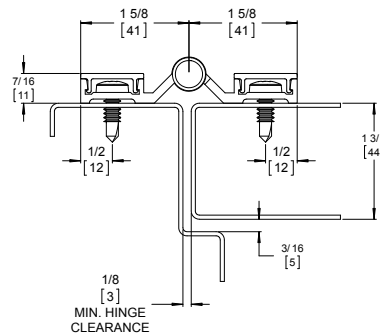
### Fasteners

1 5/8" aluminum sleeve bolts  
 Tamper-proof security screws

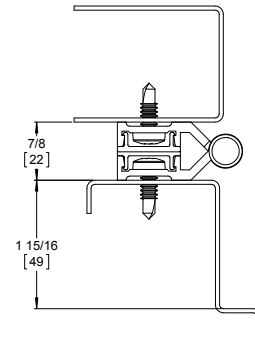
### Other Features

Custom lengths - specify in inches  
 Custom hole pattern  
 Dutch door hinges - suffix "DDP"  
 Hospital tips - suffix "HT"  
 Lead lined cover with 4 lbs. lead lining - suffix "LL"

For flush-mounted doors. This surface-mounted pin & barrel type continuous hinge is for flush-mounted doors for solving your door sag problems. This unit works well on all types of aluminum, wood and hollow metal door applications. The hinge also features tamper-resistant cover caps to prevent vandalism or break-ins.



Door Closed



Door Open 180°



Experience a safer  
 and more open world

800-824-3018 | [www.pemko.com](http://www.pemko.com)  
 Check the web site for the up-to-date catalog

Copyright © 2015-2025, ASSA ABLOY Accessories and Door Controls Group, Inc., an ASSA ABLOY Group company. All rights reserved.  
 Reproduction in whole or in part without the express written permission of ASSA ABLOY Accessories and Door Controls Group, Inc. is prohibited.

# MARKAR 900 SERIES SPRING LOADED PIN & BARREL TYPE CONTINUOUS STAINLESS STEEL HINGES

## Short Form Architectural Specification:

Continuous hinges shall be full height piano-type hinge providing full height door support.

- Supports weights up to 80 lbs. 3'0" maximum door width
- Material to be 14 gauge stainless steel
- Patented .25" diameter 303 stainless steel self closing pin assembly
- Exterior barrel diameter .438" (7/16")
- Adjustable, tamper resistant Torx Head end caps
- Each knuckle 2", including split nylon bearing at each separation for a quiet, smooth, self-lubricating operation
- Finish: US32D Satin Stainless Steel (630)  
Optional Finish: US32 Bright Stainless Steel (629)
- Non-Handed
- All hinges shall be furnished with manufacturer's recommended hardware pack per specific model application
- Removable roll pin for spring loaded adjustment
- Symmetrically templated hole pattern

Note: 10-Year Warranty

## MARKAR FM900 EDGE MOUNT

### Standard Features

#### Spring-Loaded Barrel Type Hinge

.25" diameter stainless steel pin with stainless steel spring mechanism  
Torx tip cap to adjust spring tension  
Split nylon bearings

#### Material

Heavy-duty 14 gauge stainless steel  
Finishes  
US32D Satin Stainless Steel (630)

#### Torx Adjusting Screw

Adjust tension on door to close tightly for out-swinging ADA compliance

#### Mounting Hardware

Custom 12-24 x 1 1/16" S.S Phillips Flat Head Undercut TEK Screws  
Capacity  
Close door weighing up to 80 lbs.

#### Sizes

54", 57"

#### Non-Handed

Use the same hinge for right- or left-handed doors

For Doors over 3'0" consult factory

USA patent no. 4823437  
Canadian patent no. 1303804

### Optional Features

#### Finishes

US32 Bright Stainless Steel (629)  
Scratch-Resistant Powder Coated Paint

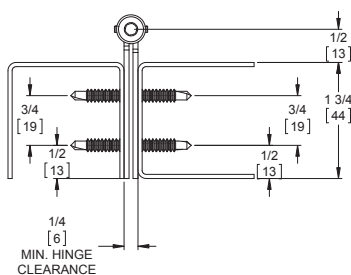
#### Fasteners

Tamper-proof security screws

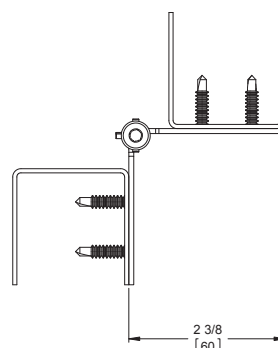
#### Other Features

Custom lengths -Custom sizes 24" to 72" available  
Custom hole pattern

Ideal for damp or corrosive environments, Markar's stainless steel toilet partition hinge adds years of life to your high-quality partition.



Door Closed



Door Open 90°

800-824-3018 | www.pemko.com

Check the web site for the up-to-date catalog

Copyright © 2015-2025, ASSA ABLOY Accessories and Door Controls Group, Inc., an ASSA ABLOY Group company. All rights reserved. Reproduction in whole or in part without the express written permission of ASSA ABLOY Accessories and Door Controls Group, Inc. is prohibited.

**PEMKO**  
**ASSA ABLOY**

Experience a safer  
and more open world

# MARKAR FS902 FLUSH FULL SURFACE HINGE

## Standard Features

**Spring-Loaded Barrel Type Hinge**  
 .25" diameter stainless steel pin with stainless steel spring mechanism  
 Torx tip cap to adjust spring tension  
 Split nylon bearings

**Material**

Heavy-duty 14 gauge stainless steel  
 Covers - extruded aluminum

**Finishes**

US32D Satin Stainless Steel (630)  
 Covers - Brushed Aluminum  
 Torx Adjusting Screw  
 Adjust tension on door to close tightly for out-swinging ADA compliance

**Mounting Hardware**

1/4" x 20 pan head pan head machine screws  
 Concealed by cover caps

**Capacity**

Close door weighing up to 80 lbs.

**Sizes**

54", 57"

**Non-Handed**

Use the same hinge for right- or left-handed doors

For Doors over 3'0" consult factory

USA patent no. 4823437

Canadian patent no. 1303804

## Optional Features

**Finishes**

US32 Bright Stainless Steel (629)  
 Scratch-Resistant Powder Coated Paint

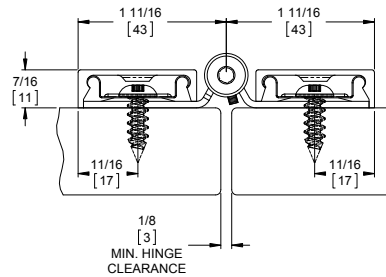
**Fasteners**

Tamper-proof security screws

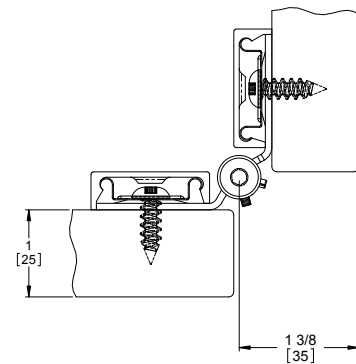
Ideal for damp or corrosive environments, Markar's stainless steel toilet partition hinge adds years of life to your high-quality partition.

**Other Features**

Custom lengths - Custom sizes  
 24" to 72" available  
 Custom hole pattern



Door Closed



Door Open 90°

# MARKAR FS910 FLUSH FULL SURFACE HINGE

## Standard Features

**Spring-Loaded Barrel Type Hinge**  
 .25" diameter stainless steel pin with stainless steel spring mechanism  
 Torx tip cap to adjust spring tension  
 Split nylon bearings

**Material**

Heavy-duty 14 gauge stainless steel

**Finishes**

US32D Satin Stainless Steel (630)  
 Torx Adjusting Screw  
 Adjust tension on door to close tightly for out-swinging ADA compliance

**Mounting Hardware**

Custom 12-24 x 11/16" S.S Phillips Flat Head Undercut TEK Screws

**Capacity**

Close door weighing up to 80 lbs.

**Sizes**

54", 57"

**Non-Handed**

Use the same hinge for right- or left-handed doors

For Doors over 3'0" consult factory

USA patent no. 4823437

Canadian patent no. 1303804

## Optional Features

**Finishes**

US32 Bright Stainless Steel (629)  
 Scratch-Resistant Powder Coated Paint

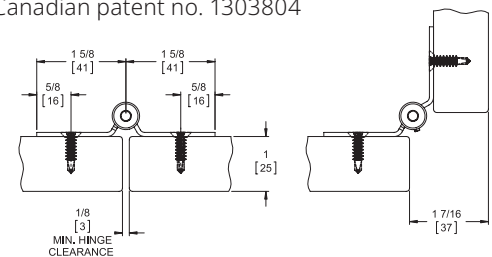
**Fasteners**

Tamper-proof security screws

**Other Features**

Custom lengths - Custom sizes  
 24" to 72" available  
 Custom hole pattern

Ideal for damp or corrosive environments, Markar's stainless steel toilet partition hinge adds years of life to your high-quality partition.



Door Open

Door Open



Experience a safer and more open world

800-824-3018 | www.pemko.com  
 Check the web site for the up-to-date catalog

Copyright © 2015-2025, ASSA ABLOY Accessories and Door Controls Group, Inc., an ASSA ABLOY Group company. All rights reserved. Reproduction in whole or in part without the express written permission of ASSA ABLOY Accessories and Door Controls Group, Inc. is prohibited.

# MARKAR 400 SERIES SPRING LOADED PIN & BARREL TYPE CONTINUOUS ALUMINUM HINGES

## Short Form Architectural Specification:

Continuous hinges shall be full height piano-type hinge providing full height door support.

- Supports weights up to 80 lbs. 3'0" maximum width
- Material to be extruded aluminum 6063-T6 alloy
- Patented .25" diameter 303 stainless steel self closing pin assembly
- Each knuckle 2", including split nylon bearing at each separation for a quiet, smooth, self-lubricating operation
- Finish: Clear Anodized (628). Other finishes available upon request.
- Adjustable, tamper resistant Torx Head end caps
- Non-handed
- Exterior barrel diameter .515" (1/2")
- Material thickness less than .125"
- Removable roll pin for spring loaded adjustment
- Symmetrically templated hole pattern

Note: 10-Year Warranty

## MARKAR FM400 EDGE MOUNT HINGE

### Standard Features

**Spring-Loaded Barrel Type Hinge**  
 .25" diameter stainless steel pin with stainless steel spring mechanism  
 Torx tip cap to adjust spring tension  
 Split nylon bearings

**Material**  
 6063-T6 aluminum alloy

**Finishes**  
 Clear Anodized (628)  
 Torx Adjusting Screw  
 Adjust tension on door to close tightly for out-swinging ADA compliance

**Mounting Hardware**  
 Custom 12-24 x 11/16" S.S Phillips Flat Head Undercut TEK Screws

**Capacity**  
 Close door weighing up to 80 lbs.

**Sizes**  
 54", 57"  
 Non-Handed  
 Use the same hinge for right- or left-handed doors  
 For Doors over 3'0" consult factory  
 USA patent no. 4823437  
 Canadian patent no. 1303804

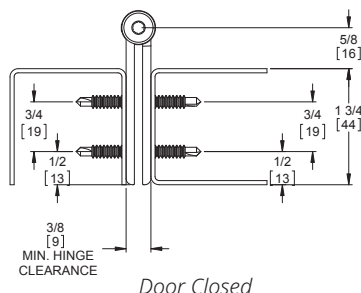
### Optional Features

**Fasteners**  
 Tamper-proof security screws

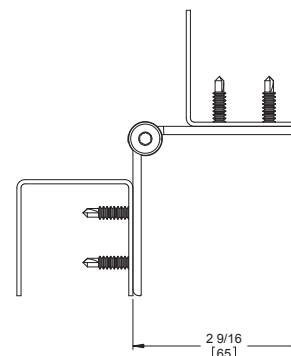
**Finishes**  
 Scratch-Resistant Powder Coated Paint  
 Light Bronze Anodized (311)  
 Black Anodized (315)

**Other Features**  
 Custom lengths - Custom sizes  
 24" to 72" available  
 Custom hole pattern  
 Lift-up safety feature

Specify Markar to create the total finished look that your high-quality toilet partition deserves. The Markar continuous spring hinge gives a clean, finished look while virtually eliminating the "sight line" that multi-part systems cause. Continuous hinges also give complete support along the entire length of the partition door.



Door Closed



Door Open 90°

800-824-3018 | [www.pemko.com](http://www.pemko.com)  
 Check the web site for the up-to-date catalog

Copyright © 2015-2025, ASSA ABLOY Accessories and Door Controls Group, Inc., an ASSA ABLOY Group company. All rights reserved. Reproduction in whole or in part without the express written permission of ASSA ABLOY Accessories and Door Controls Group, Inc. is prohibited.



Experience a safer and more open world

# MARKAR FS402 FLUSH FULL SURFACE HINGE

## Standard Features

### Spring-Loaded Barrel Type Hinge

.25" diameter stainless steel pin with stainless steel spring mechanism  
Torx tip cap to adjust spring tension  
Split nylon bearings

### Material

6063-T6 aluminum alloy  
Covers - extruded aluminum

### Finishes

Clear Anodized (628)  
Torx Adjusting Screw  
Adjust tension on door to close tightly for out-swinging ADA compliance

### Mounting Hardware

1/4" x 20 pan head machine screws  
Concealed by cover caps

### Capacity

Close door weighing up to 80 lbs.

### Sizes

54", 57"

### Non-Handed

Use the same hinge for right- or left-handed doors  
For Doors over 3'0" consult factory  
USA patent no. 4823437  
Canadian patent no. 1303804

## Optional Features

### Fasteners

Tamper-proof security screws

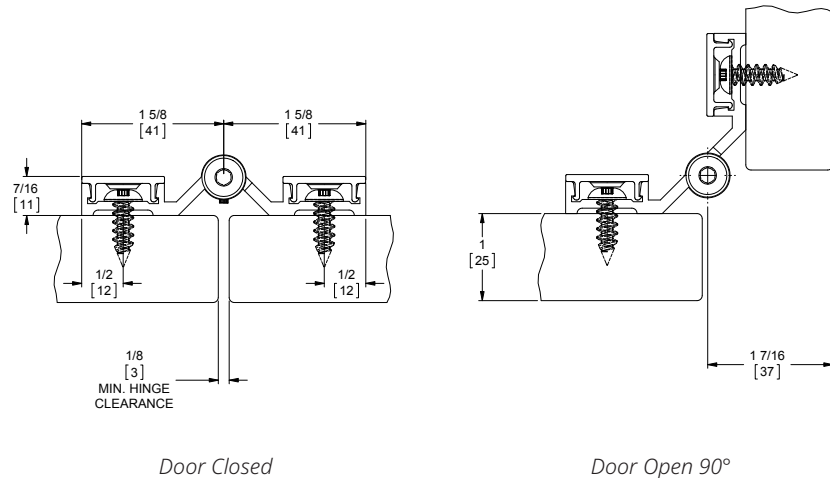
### Finishes

Scratch-Resistant Powder Coated Paint  
Light Bronze Anodized (311)  
Black Anodized (315)

### Other Features

Custom lengths - Custom sizes  
24" to 72" available  
Custom hole pattern  
Lift-up safety feature

Specify Markar to create the total finished look that your high-quality toilet partition deserves. The Markar continuous spring hinge gives a clean, finished look while virtually eliminating the "sight line" that multi-part systems cause. Continuous hinges also give complete support along the entire length of the partition door.



Experience a safer and more open world

800-824-3018 | [www.pemko.com](http://www.pemko.com)  
Check the web site for the up-to-date catalog

Copyright © 2015-2025, ASSA ABLOY Accessories and Door Controls Group, Inc., an ASSA ABLOY Group company. All rights reserved. Reproduction in whole or in part without the express written permission of ASSA ABLOY Accessories and Door Controls Group, Inc. is prohibited.

## MARKAR B1923 FULL SURFACE REINFORCING PIVOT

This full-surface reinforcing pivot adds years of life to openings where the hinges or hinge reinforcements have failed. An economical way to solve door sag problems, reinforcing pivots take the load off the top hinge and transfer it to screws that will not pull out.

### Material:

Heavy Duty  $\frac{3}{16}$ " (.187) Cold-Rolled Steel

### Finish:

Zinc Plated (US2G)

### Mounting:

- 8 ea.  $\frac{1}{4}$ -20 x  $\frac{3}{4}$ " Phillips flat head machine screws
- 8 ea. #14 x  $1\frac{1}{4}$ " Phillips flat head sheet metal screws
- 2 ea.  $\frac{1}{4}$ -20 x  $1\frac{3}{4}$ " Sleeve bolts

### Capacity:

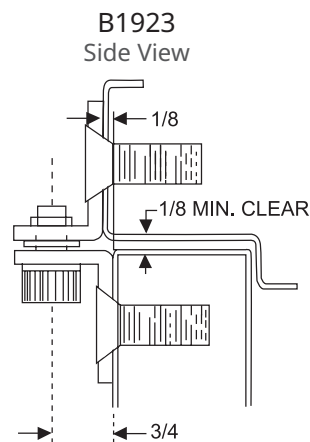
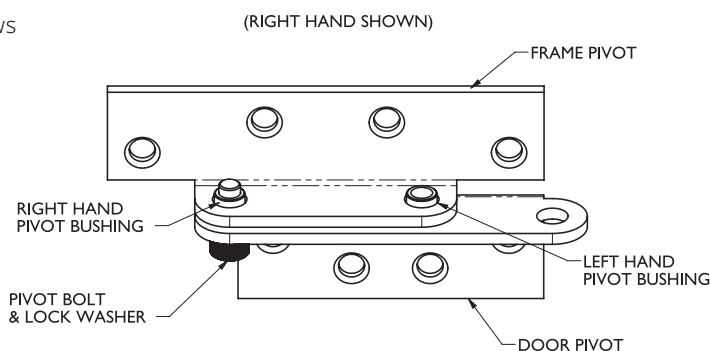
Supports Weights up to 300 lbs.

### Hole Pattern:

Symmetrically

### Handing:

Non-handed

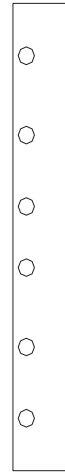


Matches  $4\frac{1}{2}$ " hinge barrel centerline

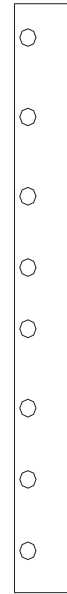
B1923	The B1923 pivot is designed with a $\frac{3}{4}$ " offset to match the pivot point of a $4\frac{1}{2}$ " wide butt hinge.
-------	---

## MARKAR FLAT ASTRAGALS

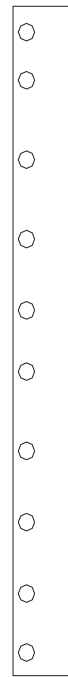
- For 6'8", 7'0", and 8'0" doors
- Holes are countersunk and equally spaced
- 1/8" x 2" galvanized steel
- 1-pkg. # 6 x 1" F.H.S.M. screws
- Finish – galvanized steel
- Available with thru-bolt option– nine-pack (ZTB-KIT9) or eleven-pack (ZTB-KIT11)



FA68



FA70



FA80



Experience a safer  
and more open world

800-824-3018 | [www.pemko.com](http://www.pemko.com)  
Check the web site for the up-to-date catalog

Copyright © 2015-2025, ASSA ABLOY Accessories and Door Controls Group, Inc., an ASSA ABLOY Group company. All rights reserved. Reproduction in whole or in part without the express written permission of ASSA ABLOY Accessories and Door Controls Group, Inc. is prohibited.

## MARKAR UNIVERSAL SCREW PACKS – EDGE MOUNT HINGES

### For hinge models FM100

Screw type	Aluminum	Bronze	6'8"-7'0"-7'2"	8'0"	10'0"
12-24 x 1 <sup>1</sup> / <sub>16</sub> " Phillips flat head undercut self-drilling Tek screw	TKS1267SP10SS	TKS1267SP10BLR	42	46	54

### For hinge models FM200, FM300, HG311, HG315, HG329, FM600

Screw type	Stainless Steel	6'8"-7'0"-7'2"	8'0"	10'0"
12-24 x 1 <sup>1</sup> / <sub>16</sub> " Phillips flat head undercut self-drilling Tek screw	TKS1267SP10SS	42	46	54

### For hinge/guard models HG305, HG310, HG326,

Screw type	Stainless Steel	6'8"-7'0"-7'2"	8'0"	10'0"
12-24 x 1 <sup>1</sup> / <sub>16</sub> " Phillips flat head undercut self-drilling Tek screw	TKS1267SP10SS	42	46	54
<b>Adjust-A-Screw™ option</b>	<b>Stainless Steel</b>	<b>6'8"-7'0"-7'2"</b>	<b>8'0"</b>	<b>10'0"</b>
10-32 x 3/4" Phillips flat head undercut machine screw	MS10075SS	21	23	27
1 <sup>3</sup> / <sub>8</sub> " Adjust-A-Screw™ with 10-32 internal thread	M26-0031-01	21	23	27

### For hinge/guard model HG323

Screw type	Stainless Steel	6'8"-7'0"-7'2"	8'0"	10'0"
12-24 x 1 <sup>1</sup> / <sub>16</sub> " Phillips flat head undercut self-drilling Tek screw	TKS1267SP10SS	21	23	27
1/4-20 X 3/4" Truss Head Phillips machine screw	MS14075TSS	9	9	11
1/4-20 x 1 <sup>5</sup> / <sub>8</sub> " sleeve bolt	TB1420SS	9	9	11

### For edge/guard models EG308, EGC308, & EGT308

Screw type	Stainless Steel	6'8"-7'0"-7'2"	8'0"	10'0"
#12 x 1 1/2" Phillips flat head undercut sheet metal screw	PBS12150SP10SS	8	10	12
#12-24 x 1 <sup>1</sup> / <sub>16</sub> " Phillips flat head undercut self-drilling Tek Screw	TKS1267SP10SS	8	10	12

### For security hinge models FM3500, FS3501, & FS3502

Screw type	Stainless Steel	6'8"-7'0"-7'2"	8'0"	10'0"
12-24 x 7/16" flat head undercut machine screw	MS1244SP10SS	42	46	54

## MARKAR UNIVERSAL SCREW PACKS – FULL SURFACE HINGES

### For models FS102

Screw type	Aluminum	Bronze	6'8"-7'0"-7'2"	8'0"	10'0"
1/4-14 x 3/4 Torx pan head self-drilling Tek screw	TORX-TKS14075R	TORX-TKS14075R	32	36	40
#8 x 3/4" Phillips flat head Tek screw	TKS8075Z	S323-08R12-663	4	4	4

### For models FS301 & FS302

Screw type	Stainless Steel	6'8"-7'0"-7'2"	8'0"	10'0"
1/4-14 x 3/4" Torx pan head self-drilling Tek screw	TORX-TKS14075R	32	36	40
606 Cover clips	M22-0130-01	10	12	16
#8 x 3/4" Phillips flat head Tek screw	TKS8075Z	4	4	4

### For swing clear model FS/SC309

Screw type	Stainless Steel	6'8"-7'0"-7'2"	8'0"	10'0"
12-24 x 11/16" Phillips flat head undercut self-drilling Tek screw	TKS1267SP10SS	22	24	28
1/4-14 x 3/4" Torx Phillips pan head self-drilling Tek screw	TORX-TKS14075R	16	18	20
606 Cover clips	M22-0130-01	5	6	8
#8 x 3/4" Phillips flat head Tek screw	TKS8075Z	2	2	2

## UNIVERSAL SCREW PACKS – HALF SURFACE & HALF MORTISE HINGES

### For hinge models HS203

Screw type	Stainless Steel	6'8"-7'0"-7'2"	8'0"	10'0"
1/4-14 x 3/4" Torx pan head self-drilling Tek screw	TORX-TKS14075R	14	16	20
12-24 x 11/16" Phillips flat head undercut self-drilling Tek screw	TKS1267SP10SS	21	23	27
606 Cover clips	M22-0130-01	5	6	8
#8 x 3/4" Phillips flat head sheet metal screw	TKS8075Z	2	2	2

### For hinge models HS303 & HM304

Screw type	Stainless Steel	6'8"-7'0"-7'2"	8'0"	10'0"
1/4-14 x 3/4" Torx pan head self-drilling Tek screw	TORX-TKS14075R	14	16	20
12-24 x 3/16" Phillips flat head undercut self-drilling Tek screw	TKS1267SP10SS	21	23	27
606 Cover clips	M22-0130-01	5	6	8
#8 x 3/4" Phillips flat head sheet metal screw	TKS8075Z	2	2	2



Experience a safer  
and more open world

800-824-3018 | [www.pemko.com](http://www.pemko.com)  
Check the web site for the up-to-date catalog

Copyright © 2015-2025, ASSA ABLOY Accessories and Door Controls Group, Inc., an ASSA ABLOY Group company. All rights reserved.  
Reproduction in whole or in part without the express written permission of ASSA ABLOY Accessories and Door Controls Group, Inc. is prohibited.

# MARKAR UNIVERSAL SCREW PACKS – TOILET PARTITION HINGES

## For hinge models FM400

Screw type	Stainless Steel	54"	57"
12-24 x 1 <sup>1</sup> / <sub>16</sub> " Phillips flat head undercut zinc self-drilling Tek screw	TKS1267SP10SS	26	26
<sup>3</sup> / <sub>32</sub> " x <sup>3</sup> / <sub>8</sub> " Stainless Steel roll pin	RLPN33238SS	1	1

## For hinge model FS402

Screw type	Stainless Steel	54"	57"
<sup>1</sup> / <sub>4</sub> -14 x <sup>3</sup> / <sub>4</sub> " Torx button head sheet metal screw	TORX-TKS14075R	12	12
#8 x <sup>3</sup> / <sub>4</sub> " TORX flat head self-drilling Tek screw	TORX-TKS8075Z	4	4
<sup>3</sup> / <sub>32</sub> " x <sup>3</sup> / <sub>8</sub> " Stainless Steel roll pin	RLPN33238SS	1	1

## For hinge models FM900

Screw type	Stainless Steel	54"	57"
#12-24 x 1 <sup>1</sup> / <sub>16</sub> " Phillips flat head undercut self-drilling Tek screw	TKS1267SP10SS	26	26
<sup>3</sup> / <sub>32</sub> " x <sup>3</sup> / <sub>8</sub> " Stainless Steel roll pin	RLPN33238SS	1	1

## For hinge model FS902

Screw type	Stainless Steel	54"	57"
<sup>1</sup> / <sub>4</sub> -14 x <sup>3</sup> / <sub>4</sub> " Torx button head sheet metal screw	TORX-TKS14075R	12	12
606 Cover clips	M22-0130-01	6	6
#8 x <sup>3</sup> / <sub>4</sub> " TORX flat head self-drilling Tek screw	TORX-TKS8075Z	4	4
<sup>3</sup> / <sub>32</sub> " x <sup>3</sup> / <sub>8</sub> " Stainless Steel roll pin	RLPN33238SS	1	1

## For hinge models FS910

Screw type	Stainless Steel	54"	57"
#12-24 x 1 <sup>1</sup> / <sub>16</sub> " Phillips flat head undercut self-drilling Tek screw	TKS1267SP10SS	26	26
<sup>3</sup> / <sub>32</sub> " x <sup>3</sup> / <sub>8</sub> " Stainless Steel roll pin	RLPN33238SS	1	1

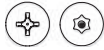






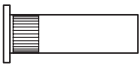
800-824-3018 | [www.pemko.com](http://www.pemko.com)  
 Check the web site for the up-to-date catalog

Copyright © 2015-2025, ASSA ABLOY Accessories and Door Controls Group, Inc., an ASSA ABLOY Group company. All rights reserved.  
 Reproduction in whole or in part without the express written permission of ASSA ABLOY Accessories and Door Controls Group, Inc. is prohibited.

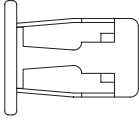
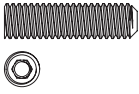
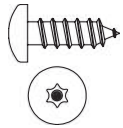
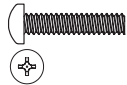
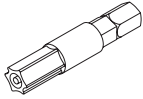
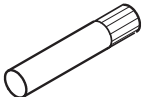


Experience a safer  
and more open world

## MARKAR FASTENERS

	Product Number	Description	Properties
 		Custom 12-24 x <sup>11</sup> / <sub>16</sub> " Phillips Flat Head Undercut Self-Drilling Screw	
	TKS1267SP10SS	For attaching Edge Mounted hinge leaves	Stainless Steel Phillips
	TORX-TKS1267SP10SS	For attaching Edge Mounted hinge leaves	Stainless Steel Torx
 		#8 x <sup>3</sup> / <sub>4</sub> " Flat Head Self Drilling Tek Screw	
	TKS8075Z	For attaching 100, 200, and 300 series covers	Zinc Phillips
	S323-08R12-663	For attaching 100, 200, and 300 series covers	Bronze Phillips
	TORX-TKS8075Z	For attaching 100, 200, and 300 series covers	Zinc Torx
 		Custom #12 x 1 <sup>1</sup> / <sub>2</sub> " Flat Head Undercut Particle Board Screw	
	PBS12150SP10BLR	For edge mounting to wood	Bronze Phillips
	PBS12150SP10SS	For edge mounting to wood	Stainless Steel Phillips
	TORX-PBS12150SP10SS	For edge mounting to wood	Stainless Steel Torx
 		Custom 12-24 x <sup>7</sup> / <sub>16</sub> " Flat Head Undercut Machine Screw	
	MS1244SP10SS	Used with 3500 series hinges for mounting to metal	Stainless Steel Phillips
	TORX-MS1244SP10SS	Used with 3500 series hinges for mounting to metal	Stainless Steel Torx
 		10-32 x <sup>3</sup> / <sub>4</sub> " Flat Head Machine Screw	
	MS10075SS	Used with Adjust-A-Screw	Stainless Steel Phillips
	TORX-MS10075SS	Used with Adjust-A-Screw	Stainless Steel Torx
	TB1420SS	<sup>1</sup> / <sub>4</sub> -20 x 1 <sup>5</sup> / <sub>8</sub> " Sleeve Bolt For surface mounting to wood	Stainless Steel
	M26-0030	10-24 Security Button Head Barrel Nut For surface mount toilet partition hinges Consult factory for pricing and availability	Stainless Steel
	TORX-BHMS1075SS	10-24 x <sup>3</sup> / <sub>4</sub> " Button Head Security Torx For surface mount toilet partition hinges Consult factory for pricing and availability	Stainless Steel

# MARKAR FASTENERS

	Product Number	Description	Properties
	M26-0015-02	18 SJN 1/4-20 Molly Jack Nut 7/16" hole	Zinc
	M26-0031-01	1 3/8" Adjust-A-Screw™ with 10-32 Internal Thread and Hex Head Adjustment Used with MS10075SS screw Note: 5/16" pilot hole required for 3/8" - 16 tap	
	TORX-TKS14075R	1/4-14 x 3/4" T-27 Torx Button Head Sheet Metal Screw	Ruspert Coat Torx
	S222-416R16-603	1/4-20 x 1" Pan Head Machine Screw For surface mounting to metal	Zinc Phillips
	TORXBIT20 TORXBIT27	MT-T20, 27, & 15 Torx Driver Bit Used on TORX-MS1244SP10SS, TORX-PBS12150SP10SS and TORX-MS10075SS Used on TORX-TKS14075R16 and to adjust 400 and 900 series spring-loaded hinges	
	RLPN33238SS	Knurl Pin Replacement pin for spring-loaded toilet partition hinges	

800-824-3018 | [www.pemko.com](http://www.pemko.com)  
Check the web site for the up-to-date catalog

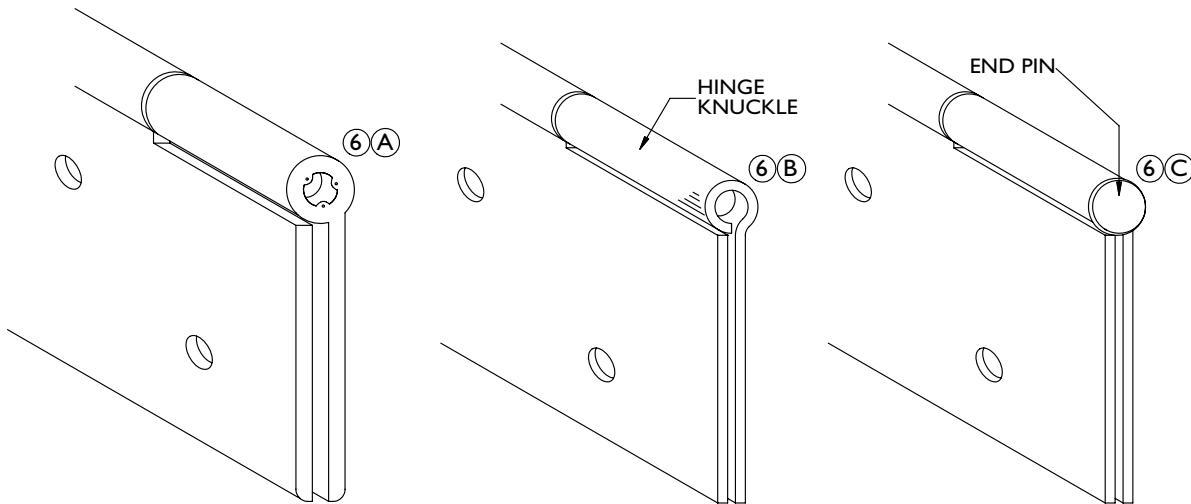
Copyright © 2015-2025, ASSA ABLOY Accessories and Door Controls Group, Inc., an ASSA ABLOY Group company. All rights reserved.  
Reproduction in whole or in part without the express written permission of ASSA ABLOY Accessories and Door Controls Group, Inc. is prohibited.

**PEMCO**  
**ASSA ABLOY**

Experience a safer  
and more open world

## CUTTING PIN & BARREL HINGES TO CUSTOM LENGTHS

- Step 1** The following instructions will apply to all Markar pin and barrel hinges except for toilet partition hinges. The general instructions apply for the 100, 200, 300 and 3500 series hinges. Follow option **A** for specific directions related to 100 series aluminum hinges and option **B** or **C** for specific directions related to 200, 300 & 3500 series steel and stainless steel hinges.
- Step 2** Determine the amount the hinge needs to be shortened. Note the hand of the hinge before beginning to lay our your cut. All cuts should be done at the bottom of your hinge assembly so that the gang hole pattern is at the top.
- Step 3** Measure from the top of the hinge down and mark a cut line at the desired length.  
For 200, 300 & 3500 series hinges, follow the instructions below
- If less than  $\frac{3}{4}$ " of knuckle is remaining follow option **B**
  - If  $\frac{3}{4}$ " or more of knuckle is remaining follow option **C**
- Step 4** Cut the hinge to length with a hacksaw or horizontal band saw, going through each hinge leaf, barrel and rod. If necessary, use a file to remove shart edges and deburr.
- Step 5** Slide the stainless steel rod out approximately 1" making sure the assembly stays together as one unit.
- **A B** Remove  $\frac{1}{4}$ " from the rod using hacksaw and then push back into it's original position.
  - **C** Remove  $\frac{3}{4}$ " from the rod using a hacksaw and then push back into it's original position.
- Step 6** Follow instructions below based on option used.
- **A** Using a hammer and a center-punch, swage the aluminum material towards the center of the hole locking the hinge pin into place making sure it will not slide out.
  - **B** Using a pair of vice-grips, crimp the end of the steel barrel making sure the hinge pin will not slide out.
  - **C** Remove the end of the pin from the scrap hinge and insert it into the bottom of hinge using hammer.



# PemkoHinge®

## Continuous Geared Aluminum Hinges

### CONTENTS:

What is PemkoHinge®?	68
Ordering Chart	68
BHMA Certification Program	69
Hospital Tip	69
Cycle Requirements and Weight Bearing	69
UL Fire Labeling	69
Options for Electrically Modified Continuous Geared Hinges	70
X-Series PemkoHinge®	71
Offset Hinges	72
Full Mortise Hinges	73
Special Full Mortise Hinges	74
Kawneer Full Mortise Hinges	75
Raised Gear Hinge	75
Full Mortise Safety Hinges	76
Wide Throw Full Mortise Hinges	77
Wide Throw Half Surface Hinges	77
Half Surface Hinges	78
Half Mortise Hinges	78
Full Surface Hinges	79
Full Surface Center Pivot Hinges	79
Full Surface Balanced Pivot Hinge	79
Full Mortise Residential Hinges	80
Firepins™	81
Double Swing Hinge	82
Emergency Release Stop	82
Power Transfer Units	84

### INDEX:

PRODUCT	PAGE	PRODUCT	PAGE	PRODUCT	PAGE
DSH	83	FM_SLF138	76	SPFM	74
DSH1000	82	FM_SLI	73	SPFM_SLF	74
EL-CEPT	84	FM_SLISF	76	SPFM_SLI	74
EL-EPT	84	FS	79	WT_FM	77
EL-EPTL	84	FS_CP	79	WT_HS	77
EL-EPT-SC	84	HM	78	X25M	71
ERS	82	HS	78	XF	71
ERSBH	82	HS_SF	78	XI	71
ERSMP	82	K_FM	75	XK	71
FM	73	OS_FM	72	XM	71
FM_RG	75	OS_HS	72		
FM_SF	76	RS138	80		
FM_SLF	73	RS175	80		

NOTE: Products shown in this section may not be drawn to scale



800-824-3018 | [www.pemko.com](http://www.pemko.com)

Check the web site for the up-to-date catalog

Copyright © 2015-2025, ASSA ABLOY Accessories and Door Controls Group, Inc., an ASSA ABLOY Group company. All rights reserved. Reproduction in whole or in part without the express written permission of ASSA ABLOY Accessories and Door Controls Group, Inc. is prohibited.

**PEMKO**  
**ASSA ABLOY**

Experience a safer  
and more open world

## What is PemkoHinge®?

PemkoHinge® consists of two full-height, paired and geared leaves. Each geared leaf rotates evenly from top to bottom riding on proprietary polymer blended bearings. The geared leaves and bearings are held together by a full-length channel cap. This assembly retains the smooth, clean lines of the door and frame, while easily supporting heavy vertical loads.

## PemkoHinge®

### SECURITY, SAFETY, PRIVACY, LOW WEAR AND TEAR

#### PemkoHinge® Attributes:

- With a continuous hinge, typical alignment problems (such as door sag and binding) are eliminated
- The continuous hinge distributes load stress uniformly along the full length of the door and frame
- The gear design of the continuous hinge ensures symmetrical operation of each leaf
- ½ lb. or less operating force required to operate most doors, regardless of size
- Low operating force feature makes continuous hinges ideal for doors used by the physically challenged
- The continuous hinge, when installed on standard steel doors and frames, requires no additional reinforcement. However, hinge preps must have fillers installed for proper operation
- A high degree of security can be achieved for exterior openings or restricted spaces by using a continuous hinge. With the geared construction and the full-length channel cap, the common gap between the door and frame is sealed, which provides security against prying
- In addition, the continuous full-height hinge cap protects against pinching fingers in doors in public areas, particularly those where children are present
- Sight proof design of the continuous hinge provides privacy for lavatories, executive offices, or file rooms

#### PemkoHinge® Superior Design:

- PemkoHinge® has increased critical stress points of the hinge leaf extrusions providing additional strengths and rigidity to the completed product
- PemkoHinge® bearing design eliminates premature wear, guarantees proper alignment, and requires fewer bearings to carry more weight. The bearing is produced for Pemko using a chemical composition and injection process that provides a stronger, more accurately formed bearing
- PemkoHinge® is designed with inter-meshing gear segments in the hinge which provide 50% more bearing surface resulting in less wear
- PemkoHinge® goes through the anodizing process after completing all machining. This means the machined aluminum surfaces that are in direct contact with the bearing have a smoother, harder surface, thereby reducing wear
- PemkoHinge® maintains uniform bearing spacing for the full length of the hinge even when lengths exceed 10'
- Pemko uses self drilling No.12-24 x 11/16" Flat Head Undercut, Type C, thread-forming fasteners, no tapping required
- PemkoHinge® commercial models are ideal for use on lead lined doors (i.e. hospital X-ray rooms), without requiring special screw locations

### How To Order (Hinge Part Designations)

Example: D | SPFM | 85 | SLI | HD1

FINISHES		HINGE TYPES		LENGTHS		HINGE OPTIONS		CAPACITY	
BL	Black Anodized	FM	Full-Mortise	79	"blank"	Standard	"blank"	Standard Duty	
BSP	Black Suede Powder Coat*	FS	Full-Surface	83	CP	Center Pivot	HD1	Heavy Duty, Grade 1	
C	Clear Anodized	HS	Half-Surface	85	RG	Raised Gear	HD3	Heavy Duty, Grade 3	
D	Dark Bronze Anodized	RS138	Full-Mortise Residential: 1¾"	95	SF	Safety			
G	Gold Powder Coat	RS175	Full-Mortise Residential: 1¾"	120	SL	Short Leaf (residential only)			
SN	Satin Nickel Powder Coat	SPFM	Special Full-Mortise		SLF	Short Leaf Flush			
WSP	White Suede Powder Coat *	WT_FM	Wide Throw Full-Mortise		SLI	Short Leaf Inset			
10BE	Satin Bronze Powder Coat *	WT_HS	Half-Surface						

\*Only available on select profiles

**PEMKO**  
**ASSA ABLOY**

Experience a safer  
and more open world

800-824-3018 | [www.pemko.com](http://www.pemko.com)  
Check the web site for the up-to-date catalog

Copyright © 2015-2025, ASSA ABLOY Accessories and Door Controls Group, Inc., an ASSA ABLOY Group company. All rights reserved.  
Reproduction in whole or in part without the express written permission of ASSA ABLOY Accessories and Door Controls Group, Inc. is prohibited.

## BHMA Certification Program

This program was developed to establish product classifications through performance testing. Three grades (1, 2 and 3) of product classifications were established for continuous hinges, with three weight groups (150, 300 and 600) for each grade: Grade 3 being the lowest and Grade 1 being the highest classification. Each classification and weight group has a set of established cycle requirements and wear characteristics, with a minimum for vertical and lateral wear to establish a listing under a weight and grade classification, after the set number of cycles is completed.

Maximum Vertical Wear Allowable:

Grade 3 = 0.105"

Grade 2 = 0.030"

Grade 1 = 0.020"

Maximum Lateral Wear Allowable:

All Grades = 0.062"

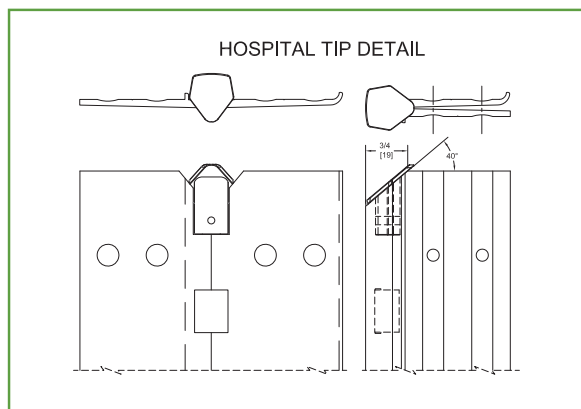
Cycle requirements range from Grade 3-600 requiring 100,000 cycles through Grade 1-150 requiring 2.5 million cycles.

For more information on certification testing or other product certification programs, please contact Pemko Customer Service.



## Hospital Tip

A special modification is available for certain hinges which provides a Hospital Tip Cap at the top of the gear cap, leaving no opening. A 45° angled cut on the gear cap and leaf covers provides a safe environment for hospitals and correctional facilities.



## Cycle Requirements - Per BHMA Standard ANSI/BHMA A156.26-2012

- Standard Duty Hinges (excluding \_RS175 & \_RS138) conform to Grade 3-150 and Grade 3-300
- HD3 Hinges conform to Grade 3-150, Grade 3-300, and Grade 3-600
- HD1 Hinges conform to Grade 2-150, Grade 1-300, and Grade 1-600
- 1100 Series and X-Series Hinges conform to Grade 1-150

## Weight Bearing - Per BHMA Standard ANSI/BHMA A156.26-2012

- This information pertains to all commercial models
- Heavier weight can be carried; please contact Customer Service for applications other than those listed in the chart
- Special hinge reinforcements are not required as hollow metal door and frame manufacturers' standard are acceptable. Removal of hinge reinforcements in the door and frame is not advised. Hinge preps must have fillers installed

## UL Fire Labeled 1½ & 3 Hour



- All models designated with these symbols are tested and certified by Underwriters Laboratories Inc.® (U.S.A. and Canada) to standards UL10B, UL10C and UBC7.2 (positive pressure) for a 1½-Hour Fire Listing for all 4'0" x 10'0" and 8'0" x 10'0" door and frame assemblies. Fire listing certifications apply to all approved hollow metal and wood door assemblies in drywall or masonry wall construction
- Special FirePins™ are only required on 3-Hour assemblies. Please refer to page 95 for illustrations and information regarding the application of Pemko FirePins™

- All hinges are supplied with standard fastener kits. Replacement kits/individual fasteners may be purchased separately
- Particle Board/TORX fasteners may be purchased separately. Full-mortise hinges require 40 each; half-surface hinges require 20 each; full-surface hinges require 12 each
- All half-surface and full-surface hinges are supplied with a snap cover for the door leaf. Replacement snap covers may be purchased separately

# ELECTRICALLY MODIFIED CONTINUOUS GEARED HINGES

## Electrical Modifications

- Pemko has vastly improved the cycle performance of the electrically modified hinge. Performance testing has shown that 3,000,000+ cycles can now be achieved using Pemko's exclusive polyurethane-coated 4, 8, or 12 TRI-FLEX titanium copper alloy cables. Each cable is capable of carrying 6 amps continuous or 16 amps in-rush @ 24-volts for 820 milliseconds. When ordering, please use the "shorthand code" shown in the chart page 82. For example, if you require a Clear Anodized standard Full-Mortise hinge at 83" with Quick Connect transfer - 4-wire, modified 36¼" from the top, right hand, you would order a CFM83 with QC4 at 36¼" from top - RH

## Options for Electrically Modified Continuous Geared Hinges

These options allow variable degrees of service to be performed at the specific locations of the current carrying cables by installing a serviceable/removable hinge which includes a removable module (SER), or installing a hinge with a pivoting accessible feature (ACC).

- Both options (SER & ACC) are available in 4 Wire (QC4), 8 Wire (QC8), 12 Wire (QC12) variants
- Available on FM, FS, HS, KFM, SLF, SLI, XF, XI, XK, XM, X25M Models

## Serviceable/Removable (SER) Module

The hinge is furnished to be installed in three sections allowing the current carrying cable to be serviced or replaced without removing the door from the frame. Additionally, the SER option allows the current carrying cables to be safely stored or delivered to the electrician or security contractor prior to the installation of the electrified hardware, eliminating the necessity of the electrician or security contractor being present when the doors are being hung.

Product Numbering Example: **CFM83HD1xSER4**

## Accessible (ACC) Feature

The hinge is furnished to be installed in a single section with the leaves modified to pivot at the location of the current carrying cable and allow access to the cables and connected wiring.

Product Numbering Example: **CFM83HD1xACC4**

## Concealed Magnetic Monitoring (CM)

Concealed magnetic monitoring is also available with the SER and ACC options. Magnetic monitor is supplied with monitor and an adjustable magnet.

Product Numbering Example: **CFM83HD1xSER4xCM**  
**CFM83HD1xACC4xCM**

## Customer Information Needed:

- Specify handing and prep location

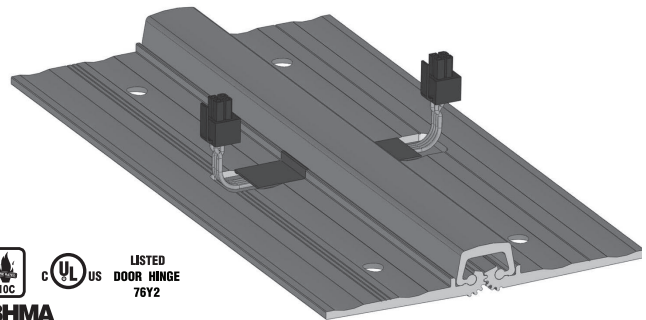
### Included:

- HD1, 1100 and X-Series model hinges using Molex connectors with ElectroLynx® are warranted for five (5) years. Standard duty and HD3 hinges are warranted for one (1) year

### ElectroLynx®

As part of their promise to provide innovative, fast and effective high security solutions to their customers, certain ASSA ABLOY Group brands offer ElectroLynx®, a universal quick-connect system that simplifies the electrification of the door opening.

ElectroLynx® is a registered trademark of ASSA ABLOY Inc.



Quick Connect Transfer For Full Mortise (FM) Hinges	QC4 4 WIRE	Quick Connect Transfer For Full Surface (FS) & Half Surface (HS) Hinges	QC4_S 4 WIRE
	QC8 8 WIRE		QC8_S 8 WIRE
	QC12 12 WIRE		QC12_S 12 WIRE

Additional Electrical Modifications Options Code	
Additional Length of Quick Connect Cable Leads	
Adjustable Concealed Magnetic Monitoring	CM
Power Transfer - Prep Only	PT



Experience a safer and more open world

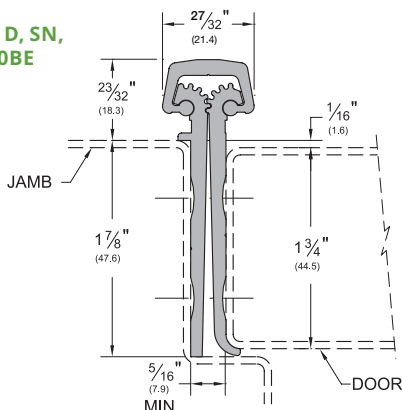
# X-SERIES HINGES

- Thicker leaves than traditional continuous geared hinge and requires no additional clearance
- X-Series Hinges are HD1 Grade as standard
- X-Series hinges allow for a deeper cavity for electrical wires when ordering an electrified hinge

## Full Mortise

XM\_

STANDARD FINISHES: **BSP, C, D, SN, WSP, 10BE**

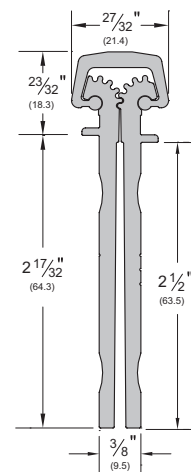


## Full Mortise for 2 1/2" Thick Door

- Wider hinge leaves to accommodate doors 2 1/2" thick

X25M\_

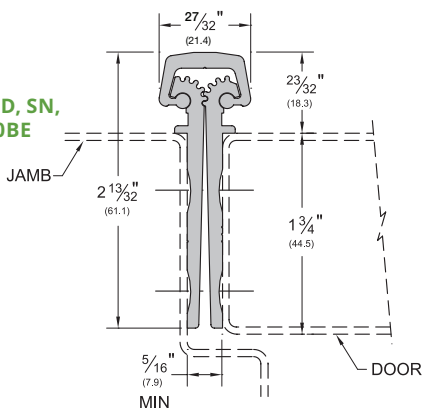
STANDARD FINISHES: **BSP, C, D, SN, WSP, 10BE**



## Short Leaf Flush

XF\_

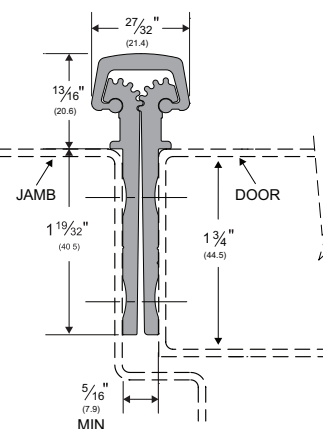
STANDARD FINISHES: **BSP, C, D, SN, WSP, 10BE**



## Kawneer Full Mortise

XK\_

STANDARD FINISHES: **BSP, C, D, SN, WSP, 10BE**

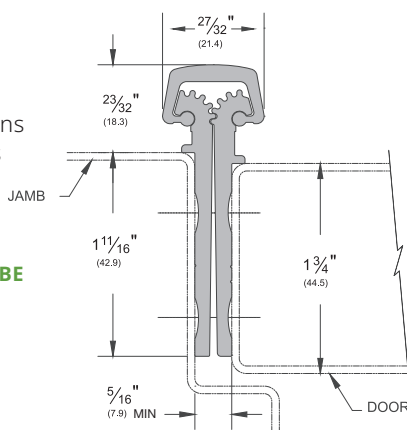


## Short Leaf Inset

- Designed for use with hollow metal doors where the inset conforms to S.D.I. specifications for aligning doors and frames

XI\_

STANDARD FINISHES: **BSP, C, D, SN, WSP, 10BE**



### AVAILABLE FINISHES FOR PRODUCTS SHOWN ON THIS PAGE

**10BE** (Satin Bronze Powder Coated Aluminum) **BSP** (Black Suede Powder Coated Aluminum) **C** (Clear Anodized) **D** (Dark Bronze Anodized) **SN** (Satin Nickel Powder Coated Aluminum) **WSP** (White Suede Powder Coated Aluminum)

800-824-3018 | www.pemko.com

Check the web site for the up-to-date catalog

Copyright © 2015-2025, ASSA ABLOY Accessories and Door Controls Group, Inc., an ASSA ABLOY Group company. All rights reserved. Reproduction in whole or in part without the express written permission of ASSA ABLOY Accessories and Door Controls Group, Inc. is prohibited.



Experience a safer and more open world

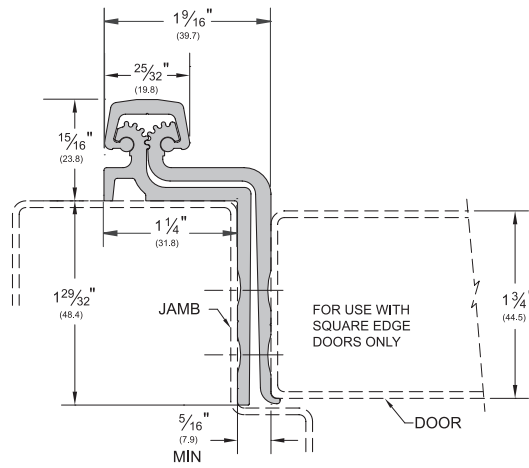
# OFFSET HINGES

- Used when extra clearance is needed when the door is open at 90°

## Offset Full Mortise

\_OS\_FM

STANDARD FINISHES: **C, D**

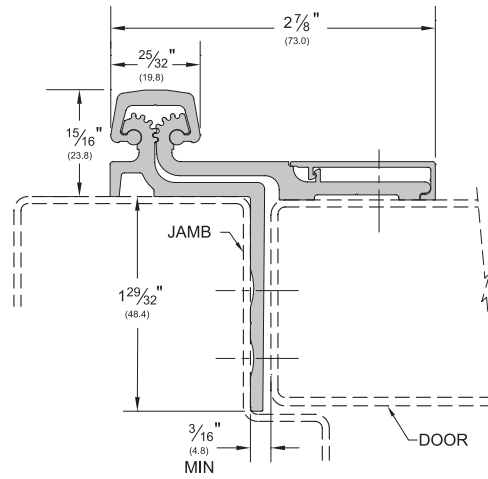


## Offset Half Surface

- Replacement snap cover is C1 for Clear Anodized or D1 for Dark Bronze Anodized

\_OS\_HS

STANDARD FINISHES: **C, D**



Experience a safer and more open world

AVAILABLE FINISHES FOR PRODUCTS SHOWN ON THIS PAGE  
**C** (Clear Anodized) **D** (Dark Bronze Anodized)

800-824-3018 | [www.pemko.com](http://www.pemko.com)  
 Check the web site for the up-to-date catalog

Copyright © 2015-2025, ASSA ABLOY Accessories and Door Controls Group, Inc., an ASSA ABLOY Group company. All rights reserved. Reproduction in whole or in part without the express written permission of ASSA ABLOY Accessories and Door Controls Group, Inc. is prohibited.

# FULL MORTISE HINGES

- Full-Mortise units are designed mainly for new door applications and are applied to the frame rabbet and door edge to conceal both leaves

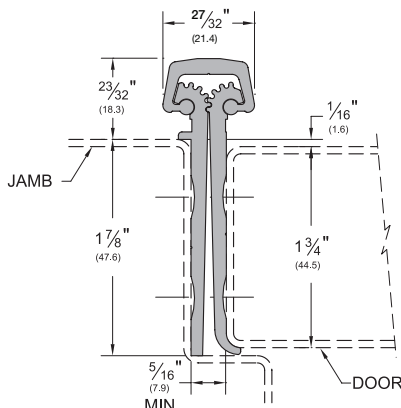
## Full Mortise

\_FM

STANDARD FINISHES: **BSP, C, D, SN, WSP, 10BE**



Evaluated in accordance with TAS201-94, TAS202-94, TAS203-94, ASTM E330, ASTM E1886, ASTM E1996, and ANSI A250.13 (includes PemKonnnect version)



## Modular Hinge Option

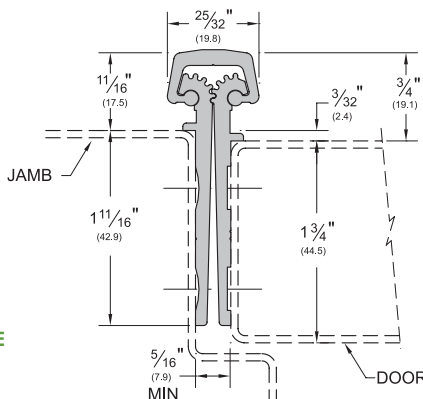
- Hinge is provided in 2 or 3 segments depending on length
- Hinges are packed in a shorter box and are easier to ship, transport, and store than traditional continuous hinges
- Available for select models, see price book for model availability

## Full Mortise Short Leaf Inset

- Designed for use with doors which range between 1 3/4" to 2 1/4"
- Designed for use with hollow metal doors and frames where the inset conforms to S.D.I. specifications for aligning doors and frames

\_FM\_SLI

STANDARD FINISHES: **BSP, C, D, SN, WSP, 10BE**



Evaluated in accordance with TAS201-94, TAS202-94, TAS203-94, ASTM E330, ASTM E1886, ASTM E1996, and ANSI A250.13

## Full Mortise Short Leaf Flush

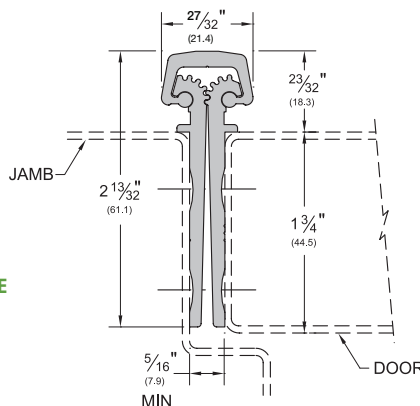
- Designed for use with doors which range between 1 3/4" to 2 1/4"
- Also used for bifold applications to keep the faces of the doors flush (not illustrated)

\_FM\_SLF

STANDARD FINISHES: **BSP, C, D, SN, WSP, 10BE**



Evaluated in accordance with TAS201-94, TAS202-94, TAS203-94, ASTM E330, ASTM E1886, ASTM E1996, and ANSI A250.13 (includes PemKonnnect version)



## Modular Hinge Option

- Hinge is provided in 2 or 3 segments depending on length
- Hinges are packed in a shorter box and are easier to ship, transport, and store than traditional continuous hinges
- Available for select models, see price book for model availability

### AVAILABLE FINISHES FOR PRODUCTS SHOWN ON THIS PAGE

**10BE** (Satin Bronze Powder Coated Aluminum) **BSP** (Black Suede Powder Coated Aluminum) **C** (Clear Anodized) **D** (Dark Bronze Anodized) **SN** (Satin Nickel Powder Coated Aluminum) **WSP** (White Suede Powder Coated Aluminum)

800-824-3018 | www.pemko.com

Check the web site for the up-to-date catalog

Copyright © 2015-2025, ASSA ABLOY Accessories and Door Controls Group, Inc., an ASSA ABLOY Group company. All rights reserved. Reproduction in whole or in part without the express written permission of ASSA ABLOY Accessories and Door Controls Group, Inc. is prohibited.



Experience a safer and more open world

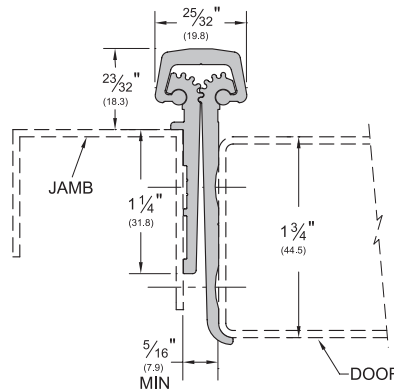
# SPECIAL FULL MORTISE HINGES

- Special Full-Mortise units are designed for door and frame applications where the hinge leaf may interfere with the weatherstrip, thermal break, or applied stop of the frame
- Special Full-Mortise hinges are applied to the frame rabbet and door edge to conceal both leaves

## Special Full Mortise

\_SPFM

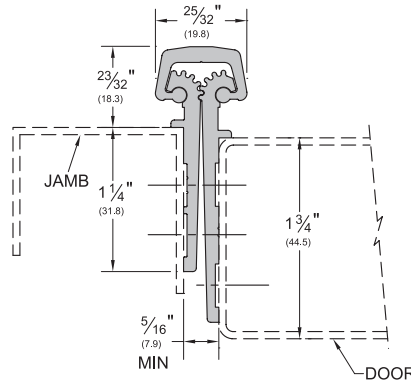
STANDARD FINISHES: **BSP, C, D, SN, WSP, 10BE**



## Special Full Mortise Short Leaf Inset

\_SPFM\_SLI

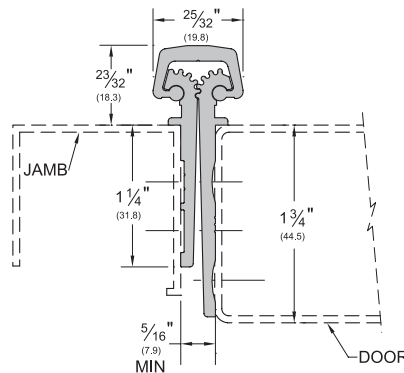
STANDARD FINISHES: **BSP, C, D, SN, WSP, 10BE**



## Special Full Mortise Short Leaf Flush

\_SPFM\_SLF

STANDARD FINISHES: **BSP, C, D, SN, WSP, 10BE**



AVAILABLE FINISHES FOR PRODUCTS SHOWN ON THIS PAGE

**10BE** (Satin Bronze Powder Coated Aluminum) **BSP** (Black Suede Powder Coated Aluminum) **C** (Clear Anodized) **D** (Dark Bronze Anodized) **SN** (Satin Nickel Powder Coated Aluminum) **WSP** (White Suede Powder Coated Aluminum)



Experience a safer and more open world

800-824-3018 | www.pemko.com  
Check the web site for the up-to-date catalog

Copyright © 2015-2025, ASSA ABLOY Accessories and Door Controls Group, Inc., an ASSA ABLOY Group company. All rights reserved. Reproduction in whole or in part without the express written permission of ASSA ABLOY Accessories and Door Controls Group, Inc. is prohibited.

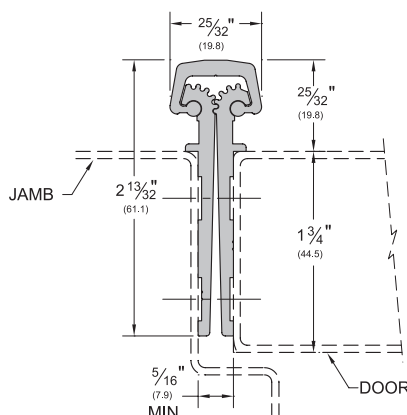
# FULL MORTISE HINGE

- Like our other Full Mortise units, the Kawneer Hinges are designed mainly for new door applications and are applied to the frame rabbet and door edge to conceal both leaves
- Developed for the Kawneer "Tuffline" series of aluminum doors

## Kawneer Full Mortise

K\_FM

STANDARD FINISHES: **BSP, C, D, SN, WSP, 10BE**



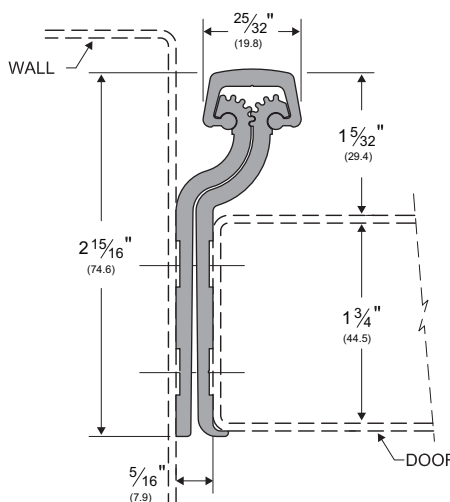
## Raised Gear Hinge

- Designed for wood or metal cased openings when hinge is to be installed deep on the rabbet. The design of the leaves allows for the hinge to pivot without interference from the cap.
- Certain door/frame conditions may require an extra 1/32" to 1/16" clearance. Excessive clearance on fire rated assemblies may violate the requirements of NFPA80
- Heavy duty version available only

## Full Mortise Raised Gear

\_FM\_RG

STANDARD FINISHES: **BSP, C, D, SN, WSP, 10BE**



### AVAILABLE FINISHES FOR PRODUCTS SHOWN ON THIS PAGE

**10BE** (Satin Bronze Powder Coated Aluminum) **BSP** (Black Suede Powder Coated Aluminum) **C** (Clear Anodized)  
**D** (Dark Bronze Anodized) **SN** (Satin Nickel Powder Coated Aluminum) **WSP** (White Suede Powder Coated Aluminum)

800-824-3018 | www.pemko.com

Check the web site for the up-to-date catalog

Copyright © 2015-2025, ASSA ABLOY Accessories and Door Controls Group, Inc., an ASSA ABLOY Group company. All rights reserved.  
 Reproduction in whole or in part without the express written permission of ASSA ABLOY Accessories and Door Controls Group, Inc. is prohibited.



Experience a safer and more open world

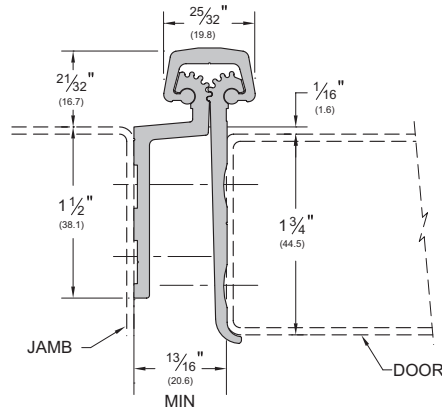
# FULL MORTISE SAFETY HINGE

- Full Mortise Safety units are designed mainly for new door applications in child care and nursing facilities
- These hinges require extra clearance and are applied to conceal both leaves

## Full Mortise Safety

\_FM\_SF

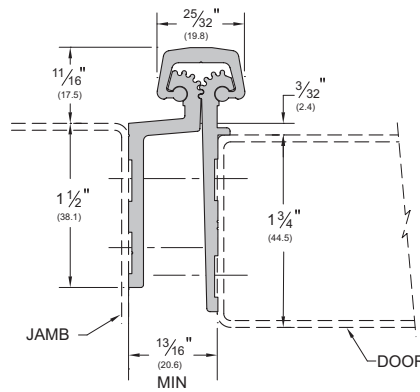
STANDARD FINISHES: **BSP, C, D, SN, WSP, 10BE**



## Full Mortise Short Leaf Inset Safety

\_FM\_SLISF

STANDARD FINISHES: **BSP, C, D, SN, WSP, 10BE**



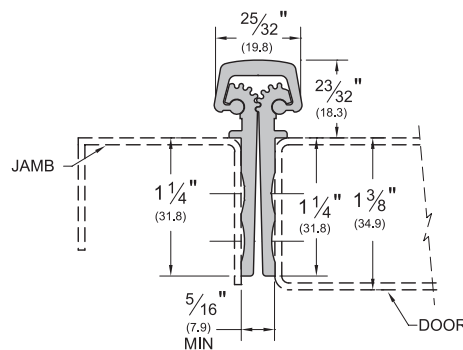
## Full Mortise Hinge for 1 3/8\" Door

- More bearings than \_RS138 hinge to work in commercial grade application
- Shorter leaves for thinner doors

## Full Mortise

FM\_SLF138

STANDARD FINISHES: **BSP, C, D, SN, WSP, 10BE**



AVAILABLE FINISHES FOR PRODUCTS SHOWN ON THIS PAGE

**10BE** (Satin Bronze Powder Coated Aluminum) **BSP** (Black Suede Powder Coated Aluminum) **C** (Clear Anodized) **D** (Dark Bronze Anodized) **SN** (Satin Nickel Powder Coated Aluminum) **WSP** (White Suede Powder Coated Aluminum)



Experience a safer and more open world

800-824-3018 | www.pemko.com  
Check the web site for the up-to-date catalog

Copyright © 2015-2025, ASSA ABLOY Accessories and Door Controls Group, Inc., an ASSA ABLOY Group company. All rights reserved. Reproduction in whole or in part without the express written permission of ASSA ABLOY Accessories and Door Controls Group, Inc. is prohibited.

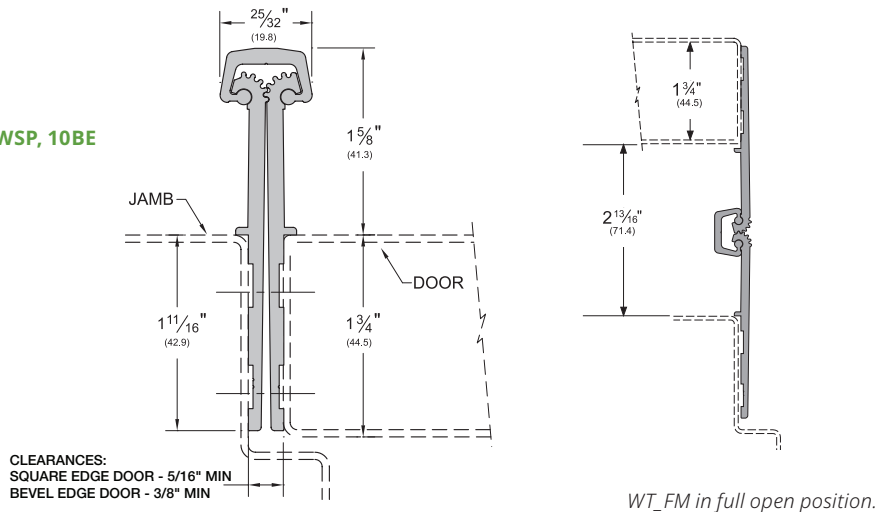
## WIDE THROW FULL MORTISE HINGE

- Wide Throw Full Mortise units are designed mainly for new door applications that require extra clearance due to special frame, door or wall design, and are applied to the frame rabbet and door edge to conceal both leaves
- More clearance between the door and frame when door is open 180°
- Available only in heavy duty to support larger doors

### Wide Throw Full Mortise

WT\_FM

STANDARD FINISHES: **BSP, C, D, SN, WSP, 10BE**



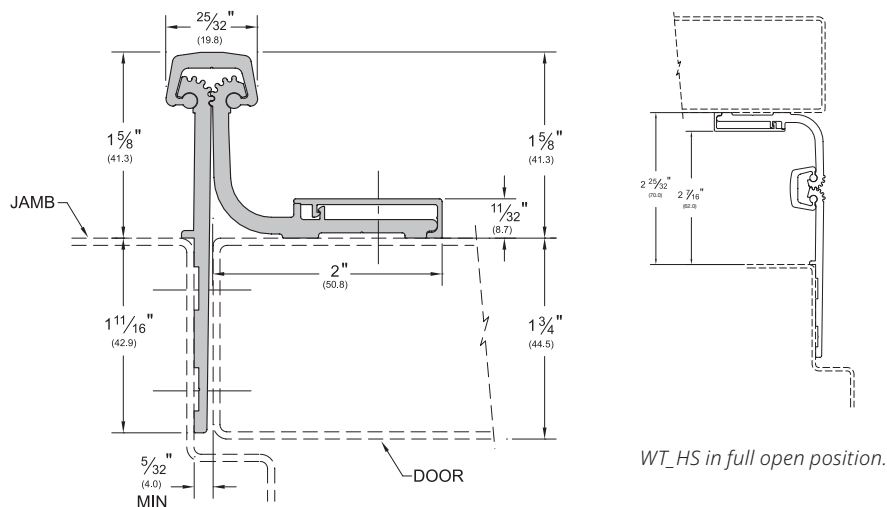
## WIDE THROW HALF SURFACE HINGE

- Wide Throw Half Surface units are designed mainly for retrofit applications that require extra clearance due to special frame, door, or wall design and are applied to the frame rabbet and the exposed door surface
- Wide Throw Half Surface units combine the versatility of the Half Surface unit and the clearance of a Wide Throw hinge into one
- Replacement snap cover is C1 for Clear Anodized or D1 for Dark Bronze Anodized

### Wide Throw Half Surface

WT\_HS

STANDARD FINISHES: **C, D**



AVAILABLE FINISHES FOR PRODUCTS SHOWN ON THIS PAGE AS INDICATED BY PROFILE

(see General Information section for finish chart)

**10BE** (Satin Bronze Powder Coated Aluminum) **BSP** (Black Suede Powder Coated Aluminum) **C** (Clear Anodized)  
**D** (Dark Bronze Anodized) **SN** (Satin Nickel Powder Coated Aluminum) **WSP** (White Suede Powder Coated Aluminum)

800-824-3018 | www.pemko.com

Check the web site for the up-to-date catalog

Copyright © 2015-2025, ASSA ABLOY Accessories and Door Controls Group, Inc., an ASSA ABLOY Group company. All rights reserved.  
 Reproduction in whole or in part without the express written permission of ASSA ABLOY Accessories and Door Controls Group, Inc. is prohibited.

**PEMKO**  
**ASSA ABLOY**

Experience a safer  
 and more open world

## HALF SURFACE HINGE

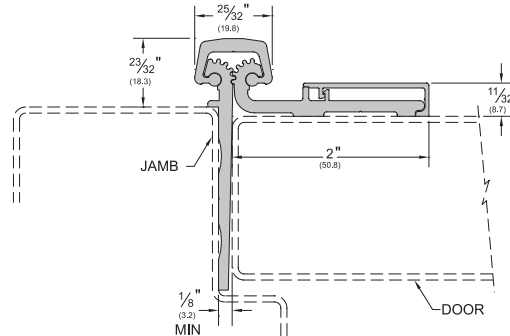
- Half Surface units are designed mainly for retrofit work, and are applied to the exposed surface of the door and the frame rabbet
- Designed for use with hollow metal frames, where the inset conforms to S.D.I. specifications for aligning doors and frames

- Allows for adjustments in order to properly align edge of the door to the frame
- Replacement snap cover is C1 for Clear Anodized or D1 for Dark Bronze Anodized

### Half Surface

\_HS

STANDARD FINISHES: **C, D**



## HALF SURFACE SAFETY HINGE

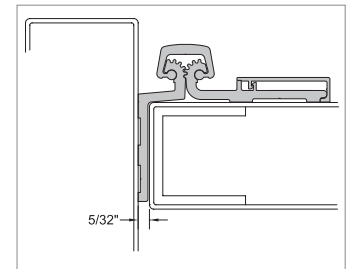
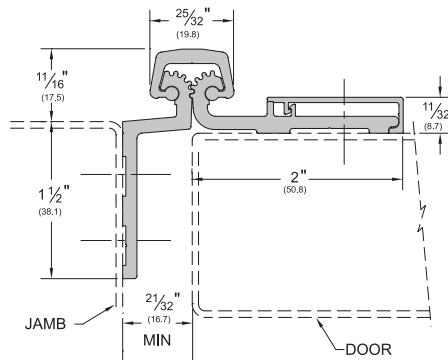
- Half Surface Safety units are designed mainly for retrofit work in child care and nursing facilities and are applied to the exposed surface of the door and the frame rabbet

- Replacement snap cover is C1 for Clear Anodized or D1 for Dark Bronze Anodized

### Half Surface Safety

\_HS\_SF

STANDARD FINISHES: **C, D**



HS\_SF in deep frame application is no longer a safety hinge

## HALF MORTISE HINGE

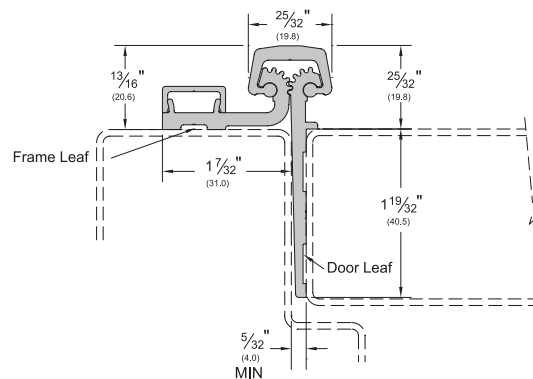
- Half Mortise units are designed mainly for retrofit work and are applied to the exposed surface of the frame and the door edge
- Designed to require only 5/32" clearance instead of 5/16" and also allows for adjustments to properly align edge of the door to the frame face

- Replacement snap cover is C29316 for Clear Anodized or D29316 for Dark Bronze Anodized

### Half Mortise

\_HM

STANDARD FINISHES: **C, D**



AVAILABLE FINISHES FOR PRODUCTS SHOWN ON THIS PAGE  
**C** (Clear Anodized) **D** (Dark Bronze Anodized)



Experience a safer and more open world

800-824-3018 | www.pemko.com  
 Check the web site for the up-to-date catalog

Copyright © 2015-2025, ASSA ABLOY Accessories and Door Controls Group, Inc., an ASSA ABLOY Group company. All rights reserved. Reproduction in whole or in part without the express written permission of ASSA ABLOY Accessories and Door Controls Group, Inc. is prohibited.

## STANDARD FULL SURFACE HINGE

- Full Surface units are designed mainly for retrofit work, and are applied to the exposed surfaces of the door and frame
- Replacement snap cover is C1 for Clear Anodized or D1 for Dark Bronze Anodized

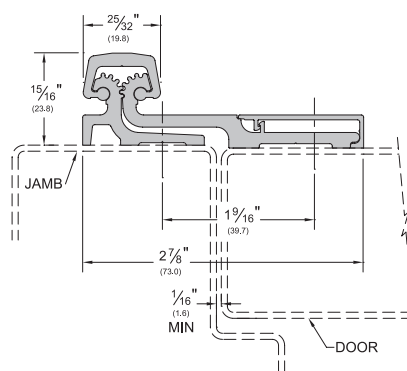
### Full Surface

\_FS

STANDARD FINISHES: **C, D**



Evaluated in accordance with TAS201-94, TAS202-94, TAS203-94, ASTM E330, ASTM E1886, ASTM E1996, and ANSI A250.13 (PemKonnnect version only)



### Modular Hinge Option

- Hinge is provided in 2 or 3 segments depending on length
- Hinges are packed in a shorter box and are easier to ship, transport, and store than traditional continuous hinges
- Available for select models, see price book for model availability

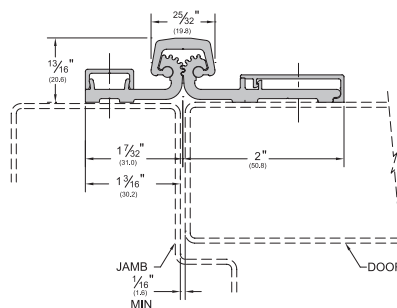
## FULL SURFACE CENTER PIVOT HINGE

- Full Surface Center Pivot units are designed mainly for retrofit work and are applied to the exposed surfaces of the door and frame
- Full Surface Center Pivot units easily replace butt hinges since no door or frame adjustments are necessary and are more versatile with restricted frame faces
- Replacement snap cover for door leaf is C1 for Clear Anodized or D1 for Dark Bronze Anodized. Replacement snap cover for frame leaf is C29316 for Clear Anodized or D29316 for Dark Bronze Anodized

### Full Surface Center Pivot

\_FS\_CP

STANDARD FINISHES: **C, D**



### Modular Hinge Option

- Hinge is provided in 2 or 3 segments depending on length
- Hinges are packed in a shorter box and are easier to ship, transport, and store than traditional continuous hinges
- Available for select models, see price book for model availability

AVAILABLE FINISHES FOR PRODUCTS SHOWN ON THIS PAGE  
**C** (Clear Anodized) **D** (Dark Bronze Anodized)

800-824-3018 | www.pemko.com  
 Check the web site for the up-to-date catalog

Copyright © 2015-2025, ASSA ABLOY Accessories and Door Controls Group, Inc., an ASSA ABLOY Group company. All rights reserved.  
 Reproduction in whole or in part without the express written permission of ASSA ABLOY Accessories and Door Controls Group, Inc. is prohibited.

**PEMKO**  
**ASSA ABLOY**

Experience a safer  
 and more open world

# FULL MORTISE RESIDENTIAL HINGES

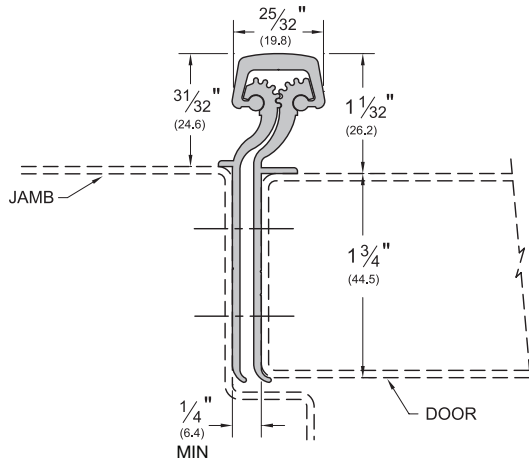
- Full Mortise Residential units are designed mainly for new door and frame applications, and are applied to conceal both leaves

NOTE: All RS series hinges are excluded from the "LIFE OF THE OPENING" guarantee, and instead carry a ten (10) year warranty

## \_RS175

STANDARD FINISHES: **C, D**

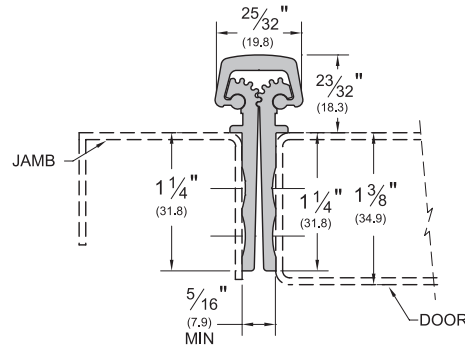
- Designed for 1<sup>3</sup>/<sub>4</sub>" MAXIMUM thickness with a weight up to 90 lbs.



## \_RS138

STANDARD FINISHES: **C, D**

- Shorter leaves for thinner doors
- Designed for doors 1<sup>3</sup>/<sub>8</sub>" thick with a weight limit up to 90 lbs.



AVAILABLE FINISHES FOR PRODUCTS SHOWN ON THIS PAGE  
**C** (Clear Anodized) **D** (Dark Bronze Anodized)



Experience a safer and more open world

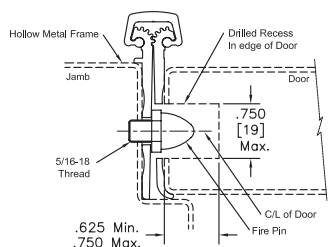
800-824-3018 | [www.pemko.com](http://www.pemko.com)  
 Check the web site for the up-to-date catalog

Copyright © 2015-2025, ASSA ABLOY Accessories and Door Controls Group, Inc., an ASSA ABLOY Group company. All rights reserved. Reproduction in whole or in part without the express written permission of ASSA ABLOY Accessories and Door Controls Group, Inc. is prohibited.

# FIREPINS FOR USE WITH 3-HOUR FIRE RATED ASSEMBLIES

- FirePins™ are required to achieve 3-hour fire rating
- Although PemkoHinge® Continuous Hinges carry UL Fire Ratings unequalled in the industry, some applications may require the use of FirePins™
- FirePin™ applications fall within the UL guidelines for retro-fitting assemblies in the field. Expensive shop modifications and door/frame reinforcements are not required
- FirePins™ also add extra security to a door assembly

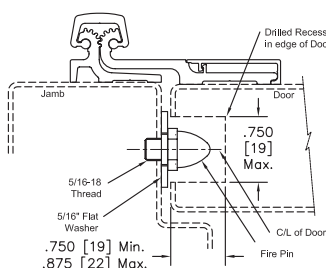
## Full Mortise Hinges



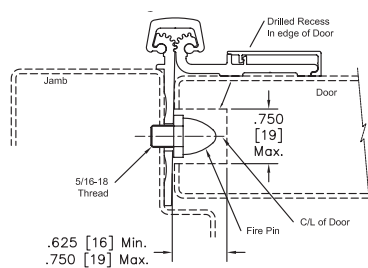
### FirePin Locations

- The locations (illustrated right) indicate where holes should be drilled on the hinge edge of the door
- These locations are appropriate for all hinge models (Full Mortise, Full Surface, and Half Surface)

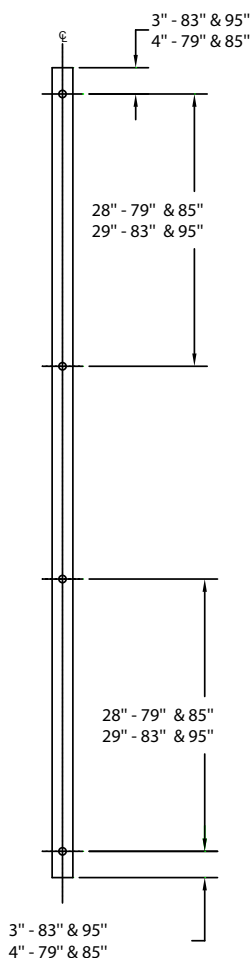
## Full Surface Hinges



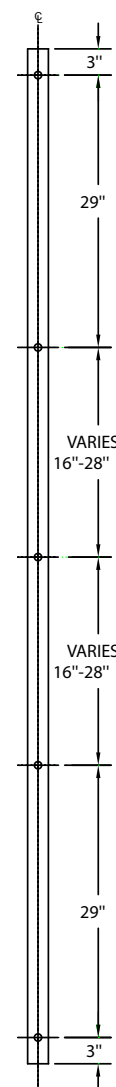
## Half Surface Hinges



### 80" to 95" Hinges



### 96" to 120" Hinges



# DOUBLE SWING HINGE AND EMERGENCY RELEASE STOP

- Innovative healthcare solutions that permits quick door opening in an emergency situation.
- Double Swing Hinge (DSH) has a unique 100° swing and allows the door to swing in either direction
- Emergency Release Stop (ERSBH and ERSMP) allows the door to swing in the opposite direction during an emergency. A security key is provided to release the stop from the locked position.
- The Geared Aluminum Double Swing Hinge DSHP01 is an option to use with Emergency Release Stop. This is not OMH approved.
- When used together, the DSH and ERS create a complete anti-barricade system.
- Order form required, available online.

## PEMKO DSH1000 DOUBLE SWING HINGE

### Standard Features

#### Barrel Type Hinge

.250" diameter stainless steel pin (rod)  
Medical bearings

#### Material

6063-T6 aluminum alloy

#### Finishes

Clear Anodized (628)  
Order form required, available online.

#### Standards

ANSI/BHMA Standard A156.26 Grade 1

#### Mounting Hardware

12-24 x 11/16" Torx Flat Head Undercut TEK Screws  
#12-8 Torx Flat Head Particle Board Screw

#### Capacity

Supports weights up to 600 lbs.  
4'0" maximum door width

#### Standard Sizes

7'0", 8'0"

#### Hole Pattern

Symmetrically templated

#### Handing

Handing not required

#### CMS Compliant

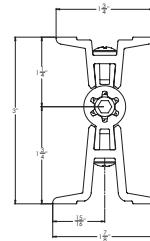
Eliminating additional ligature points ensures compliance for reimbursement through CMS (Centers for Medicare and Medicaid Services)

### DSH1000

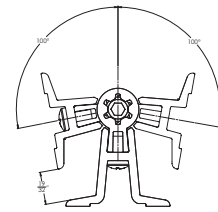
AVAILABLE FINISHES: **C**

This door edge mounted aluminum pin & barrel type hinge has a unique feature that allows the door to swing in either direction up to 100°. When used in conjunction with Pemko Emergency Release Stop (ERS) provides an anti-barricade system.

Refer to the New York State Office of Mental Health (OMH) Patient Safety Standards for current product compliance.



Door Closed



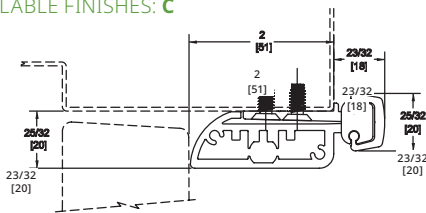
Door Open 100° Either Direction

## Emergency Release Stop

- Minimum 2 3/4" backset for hardware trim
- NOTE: With 2 3/4" hardware trim backset, a Notch is required in the ERS to clear the hardware trim. The type of Notch is determined by the manufacturer based on the information provide on the order form.
- To avoid using an extended lip strike, use a single rabbet jamb on strike side of frame only with cased open header and hinge jamb.
- Refer to the New York State Office of Mental Health (OMH) Patient Safety Standards for current product compliance.

### ERS

AVAILABLE FINISHES: **C**



Hinge Size	Opening	Clear Anodized - Left Hand	Clear Anodized - Right Hand
84"	7' 0"	ERSBH84Cx--xHT-LH	ERSBH84Cx--xHT-RH
96"	8' 0"	ERSBH96Cx--xHT-LH	ERSBH96Cx--xHT-RH
120"	10' 0"	ERSBH120Cx--xHT-LH	ERSBH120Cx--xHT-RH
84"	7' 0"	ERSMP84Cx--xHT-LH	ERSMP84Cx--xHT-RH
96"	8' 0"	ERSMP96Cx--xHT-LH	ERSMP96Cx--xHT-RH
120"	10' 0"	ERSMP120Cx--xHT-LH	ERSMP120Cx--xHT-RH

\*-- Notch - To be determined based on the information provided on the order form



Experience a safer and more open world

AVAILABLE FINISHES FOR PRODUCTS SHOWN ON THIS PAGE  
**C** (Clear Anodized)

800-824-3018 | www.pemko.com  
Check the web site for the up-to-date catalog

Copyright © 2015-2025, ASSA ABLOY Accessories and Door Controls Group, Inc., an ASSA ABLOY Group company. All rights reserved. Reproduction in whole or in part without the express written permission of ASSA ABLOY Accessories and Door Controls Group, Inc. is prohibited.

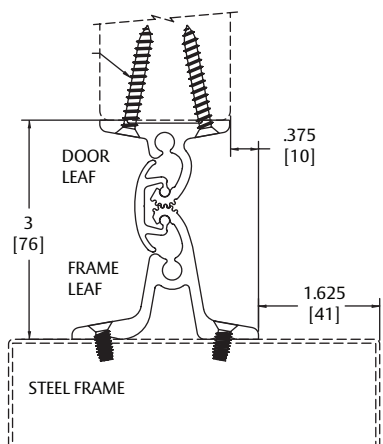
## Double Swing Hinge

- Meets the cycle test requirements for ANSI/BHMA A156.26 for Continuous Hinges.

### DSH

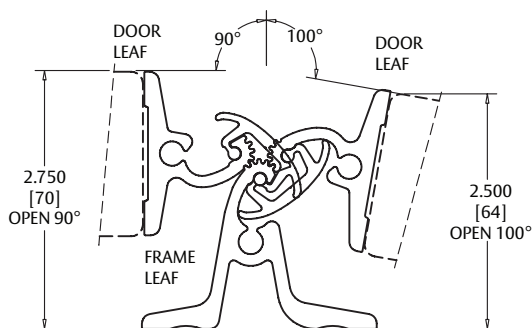
AVAILABLE FINISHES: **C**

- Designed for 1<sup>3</sup>/<sub>4</sub>" MAXIMUM thickness with a weight up to 250 lbs.



- Meets the barrier free requirements of ICC/ANSI A117.1 and ADAAG (2010)

Hinge Size	Opening	Clear Anodized
84"	7' 0"	DSHP01C-84
96"	8' 0"	DSHP01C-96
120"	10' 0"	DSHP01C-120



NOTE: DSH1000 Pin & Barrel Double Swing Hinge shown on page 95

# POWER TRANSFERS

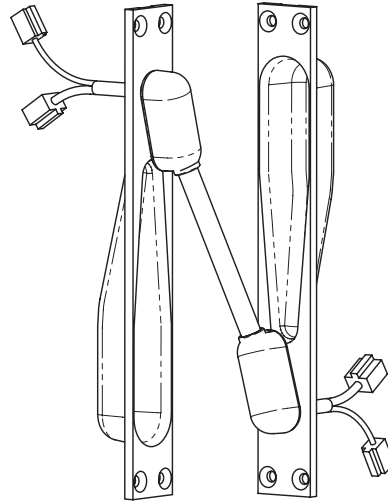
- These Securitron electronic power transfer units fit into doors and frames to transfer power from your power supply to the door-mounted electronic device

- Contact your hinge manufacturer for cutout availability
- Order form required, available online

## EL-CEPT

AVAILABLE COLORS:  
**US32D, US10B**

- Mortises into the edges of the door and frame
- Tamper-resistant; no exposed openings
- All metal construction, including backboxes
- 7/8" knockouts on back boxes to accommodate EMF-type fitting
- 12-wire configuration with ElectroLynx compatible connectors
- Tested to 1,000,000 cycles
- Will not work on center-hung or balanced doors
- Works with most continuous hinges, up to 6" wide
- UL10B and UL10C listed



## EL-EPT

AVAILABLE COLORS:  
**US2C**

- Installs in the door and frame edges
- Flexible steel shield protects wires—3/8" (9.5mm) I.D.
- New universal device; works with most butt and continuous hinges
- Not for use with center pivot doors or with pivot hinges with offset greater than 3/4"
- UL634, UL10B, UL10C Listed
- ANSI A250.13-2003-Windstorm Resistant



## EL-EPTL

AVAILABLE COLORS:  
**US2C**

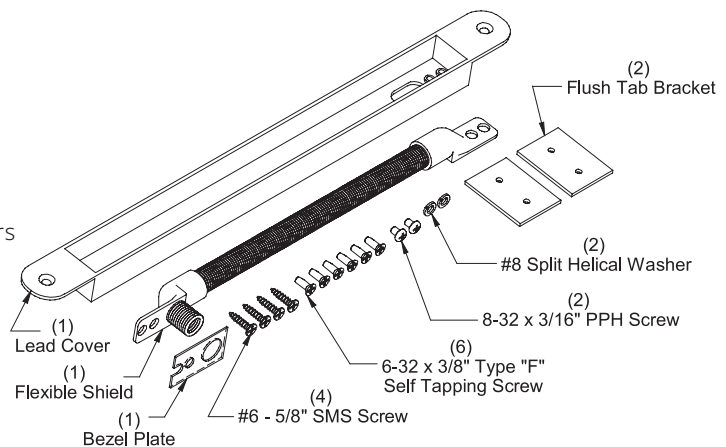
- Installs in the door and frame edges
- Flexible steel shield protects wires—3/8" (9.5mm) I.D.
- New universal device; works with most butt and continuous hinges
- Not for use with center pivot doors or with pivot hinges with offset greater than 3/4"
- UL634, UL10B, UL10C Listed
- ANSI A250.13-2003-Windstorm Resistant



## EL-EPT-SC

AVAILABLE COLORS:  
**US2C**


- Installs in the door and frame edges
- Flexible steel shield protects wires—3/8" (9.5mm) I.D.
- New universal device; works with most butt and continuous hinges
- Functions on off-set pivot and swing clear hinged doors
- UL634, UL10B, UL10C Listed
- ANSI A250.13-2003-Windstorm Resistant



Experience a safer  
and more open world

800-824-3018 | [www.pemko.com](http://www.pemko.com)  
Check the web site for the up-to-date catalog

Copyright © 2015-2025, ASSA ABLOY Accessories and Door Controls Group, Inc., an ASSA ABLOY Group company. All rights reserved. Reproduction in whole or in part without the express written permission of ASSA ABLOY Accessories and Door Controls Group, Inc. is prohibited.



# COMMERCIAL THRESHOLDS

## CONTENTS:

Saddle Thresholds .....	86
Half Saddle Thresholds .....	91
Offset Saddles and Offset Half Saddles .....	93
Stainless Steel Saddles .....	94
Stainless Steel Half Saddles and Offset Saddles .....	94
Thermal Break Saddles .....	95
Stainless Steel Thermal Break Threshold .....	98
Latching Panic Exit Saddles .....	99
Latching Panic Exit Saddles - Thermal Break .....	103
Acoustic Thresholds .....	106
Threshold with Flexible Joint .....	106
Concealed Fastener Thresholds .....	107
Eco-V™ Thresholds .....	108
Adjustable-Width Eco-V™ Threshold .....	109
Heavy Duty Latching Panic Exit Saddle Threshold .....	110
Heavy Duty Thresholds .....	110
Modular Heavy Duty Thresholds .....	111
Floor Plates/Safety Treads .....	112
Aluminum Plates .....	113
Carpet Separators .....	114
Floor Plate Supports/Accessories and Elevators .....	115
Threshold Stop Strips .....	116
Floor Closer Thresholds/Cover Plate Assemblies .....	117
ANSI/BHMA A156.21 Thresholds - Cross Reference .....	118

## INDEX:

PRODUCT	PAGE	PRODUCT	PAGE	PRODUCT	PAGE	PRODUCT	PAGE	PRODUCT	PAGE
14/1 .....	113	195 .....	115	254x226_FG .....	103	279x224_FG .....	104	2548 .....	89
18/1 .....	113	196 .....	115	255 .....	92	279x292_FGPK .....	105	2548 .....	117
151 .....	86	200 .....	115	255x5 .....	90	282 .....	115	2548x170 .....	117
154 .....	88	227 .....	112	255x5_FG .....	96	283 .....	115	2548x171 .....	117
154SS .....	94	228 .....	112	255x 226 .....	102	290 .....	116	2549 .....	90
157 .....	93	229 .....	112	255x226_FG .....	103	566 .....	93	2550 .....	90
158 .....	93	230 .....	114	256 .....	92	566x3_FG .....	97	2555 .....	92
158SS .....	94	236 .....	114	256x6 .....	90	573x5_FG .....	106	2565 .....	92
159 .....	101	252 .....	92	256x6_FG .....	95	650 .....	107	2705 .....	110
166 .....	88	252SS .....	94	257x259 .....	117	651 .....	107	2715 .....	110
169 .....	88	252x2_FG .....	96	270 .....	86	671 .....	107	2716 .....	110
170 .....	88	252x2SSFG .....	98	271 .....	86	766 .....	93	2727 .....	93
171 .....	89	252x3_FG .....	96	272 .....	86	766x3_FG .....	97	2746 .....	91
172 .....	89	252x3SSFG .....	98	273 .....	91	1547 .....	88	2746x6 .....	87
173 .....	86	252x4SSFG .....	98	273x3_FG .....	95	1710 .....	89	2746x6_FG .....	95
174 .....	114	252x226 .....	102	273x4_FG .....	95	1715 .....	110	2746x292_FGPK .....	105
175 .....	88	252x226_FG .....	103	273x224_FG .....	104	1716 .....	111	2748 .....	87
175SS .....	94	253 .....	92	273x292_FGPK .....	105	1717 .....	111	2748 .....	117
176 .....	89	253SS .....	94	274 .....	91	1718 .....	111	2748x270 .....	117
176 .....	117	253x3_FG .....	96	274x4 .....	87	1719 .....	111	2748x271 .....	117
176x170 .....	117	253x3SS FG .....	98	274x4_FG .....	95	1842 .....	116	2749 .....	87
176x171 .....	117	253x4_FG .....	96	274x4x270 .....	117	1855 .....	101	2750 .....	87
177 .....	101	253x4SS FG .....	98	274x4x271 .....	117	1951 .....	114	2755 .....	91
179 .....	100	253x6_FG .....	97	274x224_FG .....	104	2001 .....	99	19125 .....	113
181 .....	101	253x226_FG .....	103	274x292_FGPK .....	105	2002 .....	99	ADJ232V8 .....	109
182 .....	93	254 .....	92	276 .....	87	2005 .....	99	ADJ232V14 .....	109
183 .....	115	254SS .....	94	276 .....	117	2006 .....	99	ADJ232x2325V8 .....	109
184 .....	116	254x4 .....	90	276x270 .....	117	2006STC .....	106	EV232 .....	108
185 .....	102	254x4_FG .....	97	276x271 .....	117	2008 .....	106	EV2320 .....	108
190 .....	112	254x4SS FG .....	98	277 .....	100	2009 .....	100	EV2322 .....	108
191 .....	112	254x4x170 .....	117	278 .....	91	2010 .....	100	EV2325 .....	108
192 .....	112	254x4x171 .....	117	278x224_FG .....	104	2266 .....	112	EV2326 .....	108
193 .....	112	254x5_FG .....	97	278X292_FGPK .....	105	2286 .....	112		
193x2/195 .....	117	254x226 .....	102	279 .....	91	2364 .....	114		

800-824-3018 | [www.pemko.com](http://www.pemko.com)

Check the web site for the up-to-date catalog

Copyright © 2015-2025, ASSA ABLOY Accessories and Door Controls Group, Inc., an ASSA ABLOY Group company. All rights reserved. Reproduction in whole or in part without the express written permission of ASSA ABLOY Accessories and Door Controls Group, Inc. is prohibited.

**PEMCO**  
**ASSA ABLOY**

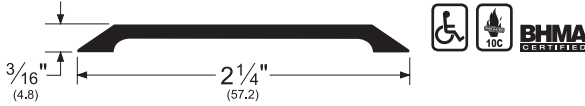
Experience a safer  
and more open world

## SADDLE THRESHOLDS

- To use a saddle threshold in an offset condition, use an elevator (see page 131)

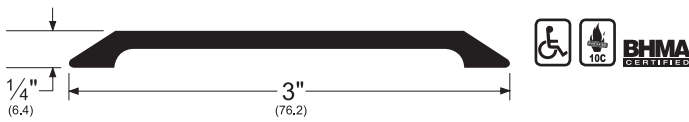
### 173\_

AVAILABLE FINISHES: **10BE, A, BSP, D, WSP**  
ANSI (aluminum): **J32300, J32330**



### 151\_

AVAILABLE FINISHES: **10BE, A, BSP, D, WSP**  
ANSI (aluminum): **J32300, J32330**



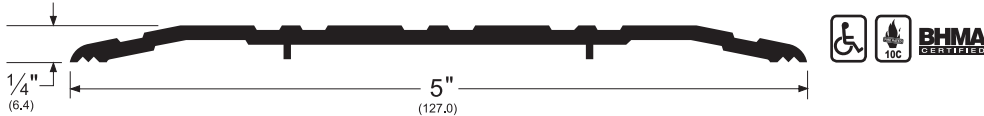
### 270\_

AVAILABLE FINISHES: **10BE, A, B, BSP, D, G, WSP**  
ANSI (aluminum): **J32100, J32130**  
ANSI (brass): **J12300, J12330**



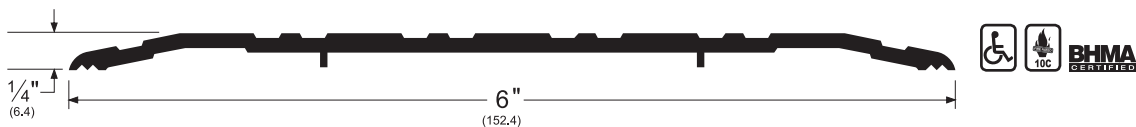
### 271\_

AVAILABLE FINISHES: **10BE, A, B, BSP, D, G, SN, WSP**  
ANSI (aluminum): **J32100, J32130**  
ANSI (brass): **J12100, J12130**



### 272\_

AVAILABLE FINISHES: **10BE, A, B, BSP, D, G, WSP**  
ANSI (aluminum): **J32100, J32130**  
ANSI (brass): **J12100, J12130**



NOTE: Products shown in this section may not be drawn to scale.

AVAILABLE FINISHES FOR PRODUCTS SHOWN ON THIS PAGE

**10BE** (Satin Bronze Powder Coated Aluminum) **A** (Mill Finish Aluminum) **B** (Mill Finish Extruded Bronze [Brass])  
**BSP** (Black Suede Powder Coated Aluminum) **D** (Dark Bronze Anodized) **G** (Gold Anodized)  
**SN** (Satin Nickel Anodized) **WSP** (White Suede Powder Coated Aluminum)

NOTE: **G, SN** are available with limited inventory

**PEMKO**  
**ASSA ABLOY**

Experience a safer  
and more open world

800-824-3018 | [www.pemko.com](http://www.pemko.com)  
Check the web site for the up-to-date catalog

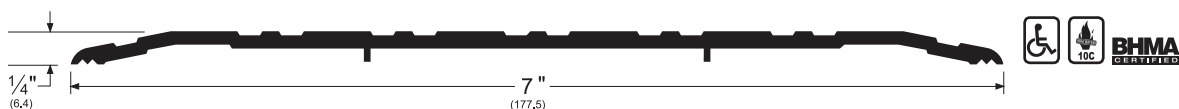
Copyright © 2015-2025, ASSA ABLOY Accessories and Door Controls Group, Inc., an ASSA ABLOY Group company. All rights reserved.  
Reproduction in whole or in part without the express written permission of ASSA ABLOY Accessories and Door Controls Group, Inc. is prohibited.

## SADDLE THRESHOLDS *(Cont.)*

### 276\_

AVAILABLE FINISHES: **10BE, A, BSP, D, WSP**

ANSI (aluminum): **J32100, J32130, J39100, J39130, J39135, J39150**



### 2748\_

AVAILABLE FINISHES: **10BE, A, BSP, D, WSP**

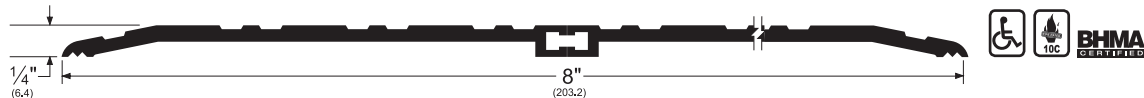
ANSI (aluminum): **J32100, J32130, J39100, J39130, J39135, J39150**



### 274x4\_

AVAILABLE FINISH: **B**

ANSI (brass): **J12100, J12130, J19100, J19130, J19135, J19150**

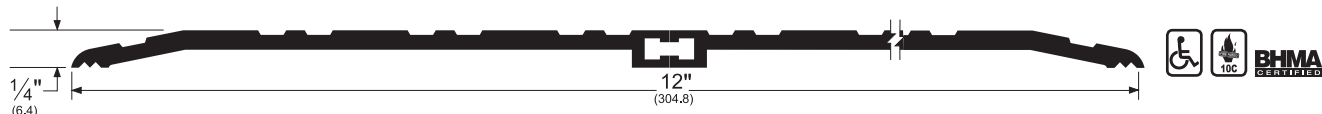


Welded on bottom.

### 2746x6\_

AVAILABLE FINISHES: **10BE, A, BSP, D, WSP**

ANSI (aluminum): **J32100, J32130**

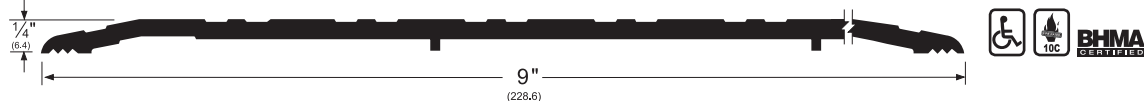


Welded on bottom.

### 2749\_

AVAILABLE FINISHES: **10BE, A, BSP, D, WSP**

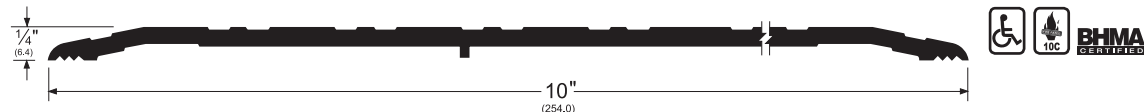
ANSI (aluminum): **J32100, J32130**



### 2750\_

AVAILABLE FINISHES: **10BE, A, BSP, D, WSP**

ANSI (aluminum): **J32100, J32130**



Includes two support legs (only one shown due to break in drawing)

NOTE: Products shown in this section may not be drawn to scale.

AVAILABLE FINISHES FOR PRODUCTS SHOWN ON THIS PAGE

**10BE** (Satin Bronze Powder Coated Aluminum) **A** (Mill Finish Aluminum) **B** (Mill Finish Extruded Bronze [Brass])  
**BSP** (Black Suede Powder Coated Aluminum) **D** (Dark Bronze Anodized) **WSP** (White Suede Powder Coated Aluminum)

800-824-3018 | [www.pemko.com](http://www.pemko.com)

Check the web site for the up-to-date catalog

Copyright © 2015-2025, ASSA ABLOY Accessories and Door Controls Group, Inc., an ASSA ABLOY Group company. All rights reserved.  
 Reproduction in whole or in part without the express written permission of ASSA ABLOY Accessories and Door Controls Group, Inc. is prohibited.

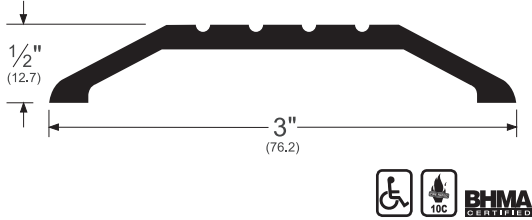
**PEMKO**  
**ASSA ABLOY**

Experience a safer  
 and more open world

# SADDLE THRESHOLDS *(Cont.)*

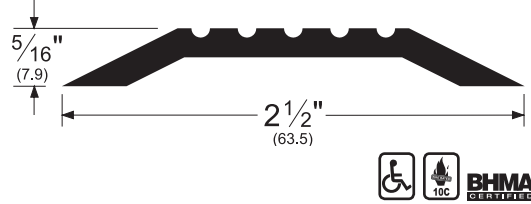
169\_

AVAILABLE FINISHES: **10BE, A, BSP, D, WSP**  
ANSI (aluminum): **J32100, J32130**



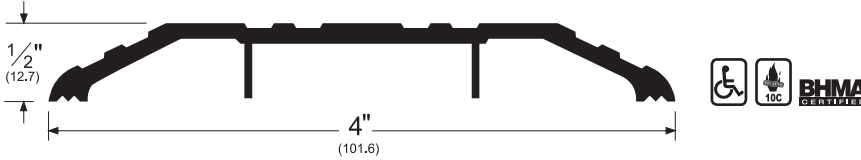
166\_

AVAILABLE FINISHES: **10BE, A, BSP, D, WSP**  
ANSI (aluminum): **J32100, J32130**



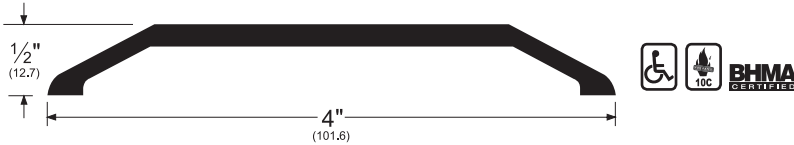
170\_

AVAILABLE FINISHES: **10BE, A, B, BDG, BSP, D, WSP**  
ANSI (aluminum): **J32100, J32130**  
ANSI (brass): **J12100, J12130**



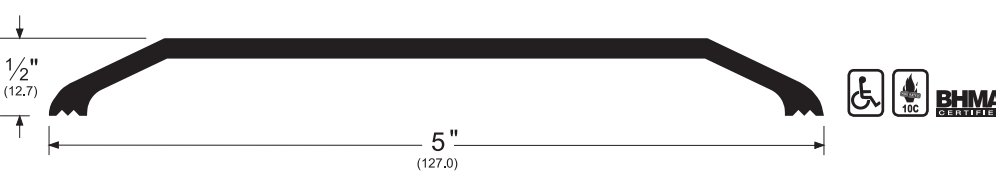
175\_

AVAILABLE FINISHES: **10BE, A, B, BSP, D, WSP**  
ANSI (aluminum): **J32300, J32330**  
ANSI (brass): **J12300, J12330**



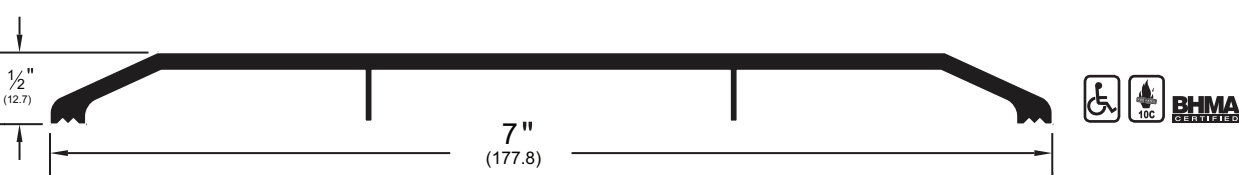
154\_

AVAILABLE FINISHES: **10BE, A, BSP, D, WSP**  
ANSI (aluminum): **J32300, J32330**



1547\_

AVAILABLE FINISHES: **10BE, A, BSP, D, WSP**  
ANSI (aluminum): **J32300, J32330**



NOTE: Products shown in this section may not be drawn to scale.

AVAILABLE FINISHES FOR PRODUCTS SHOWN ON THIS PAGE

**10BE** (Satin Bronze Powder Coated Aluminum) **A** (Mill Finish Aluminum) **B** (Mill Finish Extruded Bronze [Brass])  
**BDG** (Bright Dip Gold Anodized) **BSP** (Black Suede Powder Coated Aluminum) **D** (Dark Bronze Anodized)  
**WSP** (White Suede Powder Coated Aluminum)

**PEMKO**  
**ASSA ABLOY**

Experience a safer  
and more open world

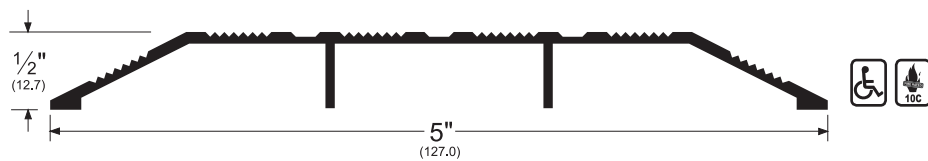
800-824-3018 | [www.pemko.com](http://www.pemko.com)  
Check the web site for the up-to-date catalog

Copyright © 2015-2025, ASSA ABLOY Accessories and Door Controls Group, Inc., an ASSA ABLOY Group company. All rights reserved.  
Reproduction in whole or in part without the express written permission of ASSA ABLOY Accessories and Door Controls Group, Inc. is prohibited.

## SADDLE THRESHOLDS (Cont.)

### 1710\_

AVAILABLE FINISH: **10BE, A, BSP, WSP**

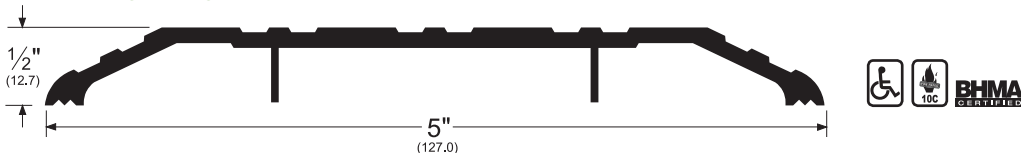


### 171\_

AVAILABLE FINISHES: **10BE, A, B, BDG, BSP, D, G, WSP**

ANSI (aluminum): **J32100, J32130**

ANSI (brass): **J12100, J12130**

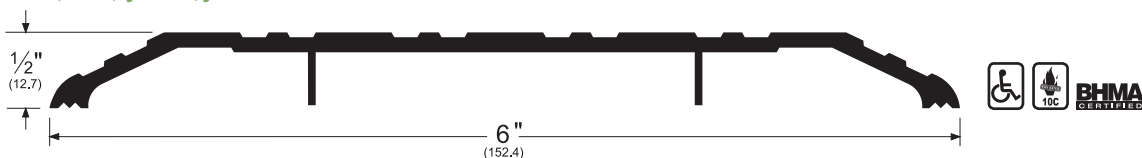


### 172\_

AVAILABLE FINISHES: **10BE, A, B, BSP, D, WSP**

ANSI (aluminum): **J32100, J32130**

ANSI (brass): **J12100, J12130**

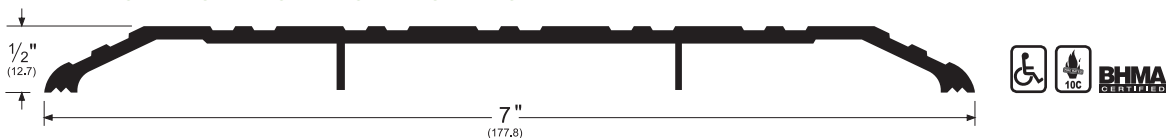


### 176\_

AVAILABLE FINISHES: **10BE, A, BSP, D, WSP**

ANSI (aluminum): **J32100, J32130, J39100, J39130, J39135, J39150**

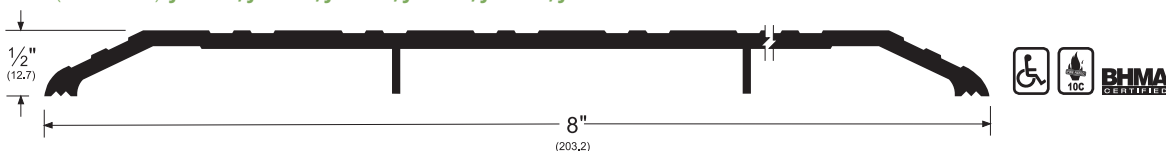
ANSI (brass): **J12100, J12130, J19100, J19130, J19135, J19150**



### 2548\_

AVAILABLE FINISHES: **10BE, A, BSP, D, WSP**

ANSI (aluminum): **J32100, J32130, J39100, J39130, J39135, J39150**



NOTE: Products shown in this section may not be drawn to scale.

AVAILABLE FINISHES FOR PRODUCTS SHOWN ON THIS PAGE

**10BE** (Satin Bronze Powder Coated Aluminum) **A** (Mill Finish Aluminum) **B** (Mill Finish Extruded Bronze [Brass])

**BSP** (Black Suede Powder Coated Aluminum) **D** (Dark Bronze Anodized) **G** (Gold Anodized)

**WSP** (White Suede Powder Coated Aluminum)

800-824-3018 | [www.pemko.com](http://www.pemko.com)

Check the web site for the up-to-date catalog

Copyright © 2015-2025, ASSA ABLOY Accessories and Door Controls Group, Inc., an ASSA ABLOY Group company. All rights reserved. Reproduction in whole or in part without the express written permission of ASSA ABLOY Accessories and Door Controls Group, Inc. is prohibited.

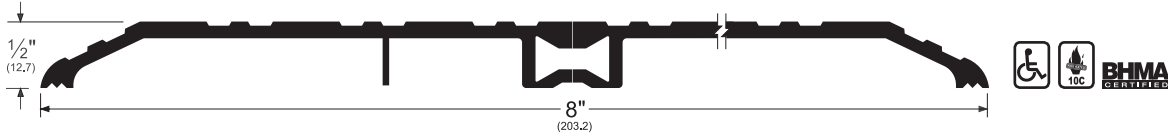
**PEMKO**  
**ASSA ABLOY**

Experience a safer  
and more open world

## SADDLE THRESHOLDS *(Cont.)*

### 254x4\_

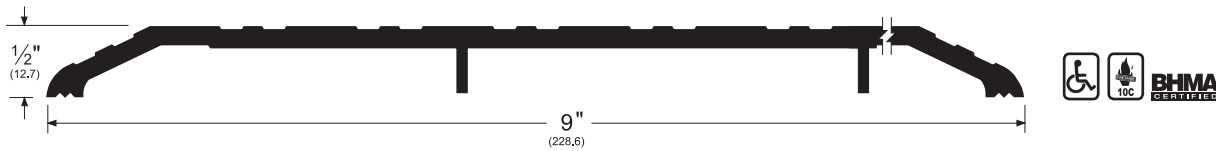
AVAILABLE FINISH: **B**  
ANSI (brass): **J12100, J12130, J19100, J19130, J19135, J19150**



Welded on bottom. Includes two support legs (only one shown due to break in drawing)

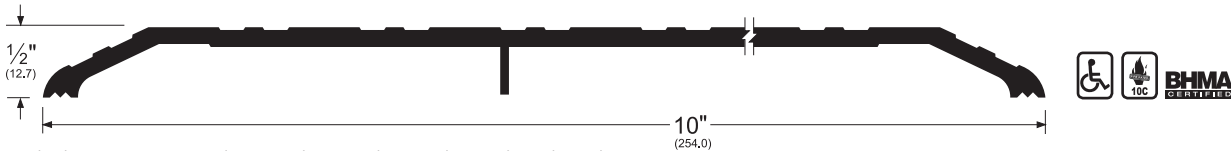
### 2549\_

AVAILABLE FINISHES: **10BE, A, BSP, D, WSP**  
ANSI (aluminum): **J32100, J32130**



### 2550\_

AVAILABLE FINISHES: **10BE, A, BSP, D, WSP**  
ANSI (aluminum): **J32100, J32130**



Includes two support legs (only one shown due to break in drawing)

### 255x5\_

AVAILABLE FINISH: **B**  
ANSI (brass): **J12100, J12130**



Welded on bottom. Includes two support legs (only one shown due to break in drawing)

### 256x6\_

AVAILABLE FINISHES: **10BE, A, BSP, D, WSP**  
ANSI (aluminum): **J32100, J32130**



Welded on bottom. Includes two support legs (only one shown due to break in drawing)

NOTE: Products shown in this section may not be drawn to scale.

AVAILABLE FINISHES FOR PRODUCTS SHOWN ON THIS PAGE

**10BE** (Satin Bronze Powder Coated Aluminum) **A** (Mill Finish Aluminum) **B** (Mill Finish Extruded Bronze [Brass])  
**BSP** (Black Suede Powder Coated Aluminum) **D** (Dark Bronze Anodized)  
**WSP** (White Suede Powder Coated Aluminum)

**PEMKO**  
**ASSA ABLOY**

Experience a safer  
and more open world

800-824-3018 | [www.pemko.com](http://www.pemko.com)  
Check the web site for the up-to-date catalog

Copyright © 2015-2025, ASSA ABLOY Accessories and Door Controls Group, Inc., an ASSA ABLOY Group company. All rights reserved.  
Reproduction in whole or in part without the express written permission of ASSA ABLOY Accessories and Door Controls Group, Inc. is prohibited.

# HALF SADDLE THRESHOLDS

## 278\_

AVAILABLE FINISHES: **10BE, A, BSP, D, WSP**  
 ANSI (aluminum): **J33100, J33130, J33133**



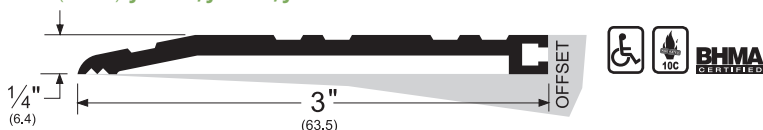
## 279\_

AVAILABLE FINISHES: **10BE, A, BSP, D, WSP**  
 ANSI (aluminum): **J33100, J33130, J33133**



## 273\_

AVAILABLE FINISHES: **10BE, A, B, BSP, D, WSP**  
 ANSI (aluminum): **J33100, J33130, J33133**  
 ANSI (brass): **J13100, J13130, J13133**



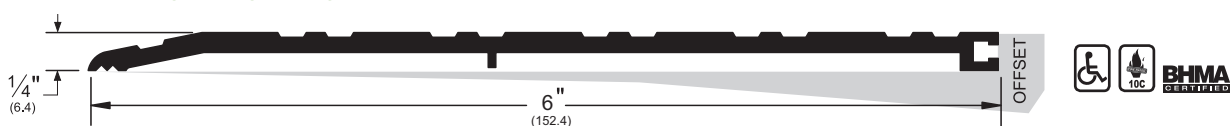
## 274\_

AVAILABLE FINISHES: **10BE, A, B, BSP, D, WSP**  
 ANSI (aluminum): **J33100, J33130, J33133**  
 ANSI (brass): **J13100, J13130, J13133**



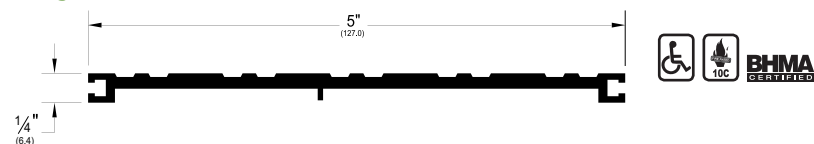
## 2746\_

AVAILABLE FINISHES: **10BE, A, BSP, D, WSP**  
 ANSI (aluminum): **J33100, J33130, J33133**



## 2755\_

AVAILABLE FINISHES: **10BE, A, BSP, D, WSP**  
 Ratings: **ADA, 10c, BHMA**



NOTE: Products shown in this section may not be drawn to scale.

AVAILABLE FINISHES FOR PRODUCTS SHOWN ON THIS PAGE

**10BE** (Satin Bronze Powder Coated Aluminum) **A** (Mill Finish Aluminum) **B** (Mill Finish Extruded Bronze [Brass])  
**BSP** (Black Suede Powder Coated Aluminum) **D** (Dark Bronze Anodized) **WSP** (White Suede Powder Coated Aluminum)

800-824-3018 | [www.pemko.com](http://www.pemko.com)

Check the web site for the up-to-date catalog

Copyright © 2015-2025, ASSA ABLOY Accessories and Door Controls Group, Inc., an ASSA ABLOY Group company. All rights reserved.  
 Reproduction in whole or in part without the express written permission of ASSA ABLOY Accessories and Door Controls Group, Inc. is prohibited.

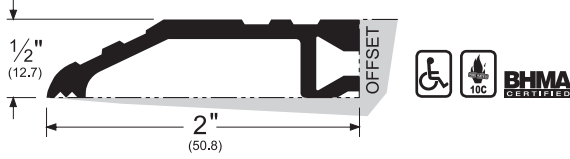
**PEMKO**  
**ASSA ABLOY**

Experience a safer  
 and more open world

# HALF SADDLE THRESHOLDS ((Cont.))

252\_

AVAILABLE FINISHES: **10BE, A, B, BSP, D, WSP**  
 ANSI (aluminum): **J33100, J33130**  
 ANSI (brass): **J13100, J13130**



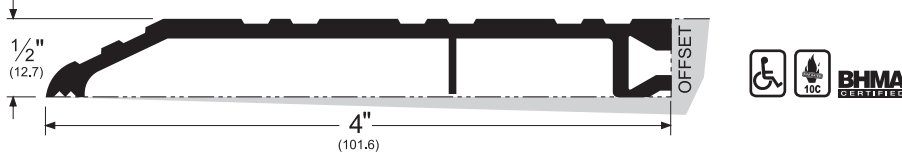
253\_

AVAILABLE FINISHES: **10BE, A, B, BSP, D, WSP**  
 ANSI (aluminum): **J33100, J33130**  
 ANSI (brass): **J13100, J13130**



254\_

AVAILABLE FINISHES: **10BE, A, B, BSP, D, G, WSP**  
 ANSI (aluminum): **J33100, J33130**  
 ANSI (brass): **J13100, J13130**



255\_

AVAILABLE FINISHES: **10BE, A, B, BSP, D, G, WSP**  
 ANSI (aluminum): **J33100, J33130**  
 ANSI (brass): **J13100, J13130**



2555\_

AVAILABLE FINISHES: **10BE, A, BSP, D, WSP**  
 ANSI (aluminum): **J33100**



\* 2555\_ can be combined with other half saddles on one or both sides. If combined only on one side, the opposite side should be mounted flush with an existing offset. Either stated application is required for this to be ADA-compliant.

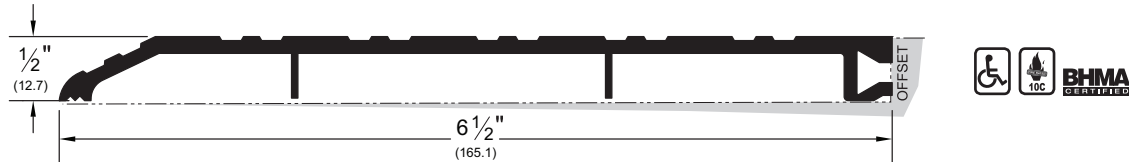
256\_

AVAILABLE FINISHES: **10BE, A, BSP, D, WSP**  
 ANSI (aluminum): **J33100, J33130**



2565\_

AVAILABLE FINISHES: **10BE, A, BSP, D, WSP**  
 ANSI (aluminum): **J33100, J33130**



NOTE: Products shown in this section may not be drawn to scale.

AVAILABLE FINISHES FOR PRODUCTS SHOWN ON THIS PAGE

**10BE** (Satin Bronze Powder Coated Aluminum) **A** (Mill Finish Aluminum) **B** (Mill Finish Extruded Bronze [Brass])  
**BSP** (Black Suede Powder Coated Aluminum) **D** (Dark Bronze Anodized) **G** (Gold Anodized)  
**WSP** (White Suede Powder Coated Aluminum)

NOTE: **G** is available with limited inventory



Experience a safer  
and more open world

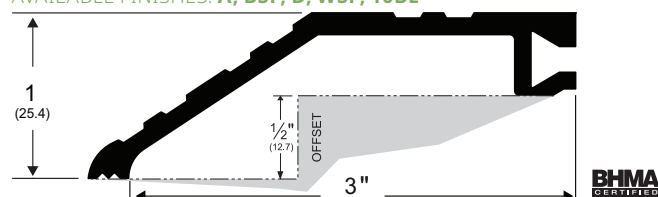
800-824-3018 | www.pemko.com  
Check the web site for the up-to-date catalog

Copyright © 2015-2025, ASSA ABLOY Accessories and Door Controls Group, Inc., an ASSA ABLOY Group company. All rights reserved. Reproduction in whole or in part without the express written permission of ASSA ABLOY Accessories and Door Controls Group, Inc. is prohibited.

## OFFSET HALF SADDLES

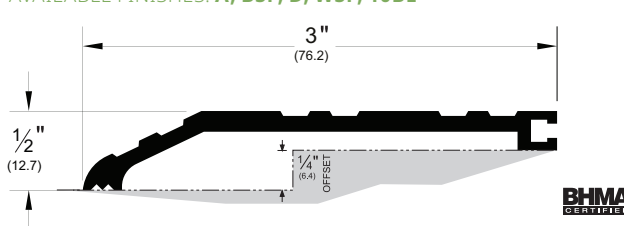
566\_

AVAILABLE FINISHES: **A, BSP, D, WSP, 10BE**



766\_

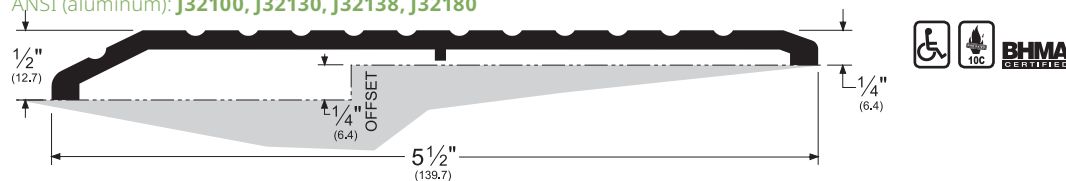
AVAILABLE FINISHES: **A, BSP, D, WSP, 10BE**



## OFFSET SADDLES

158\_

AVAILABLE FINISHES: **10BE, A, BSP, D, WSP**  
ANSI (aluminum): **J32100, J32130, J32138, J32180**



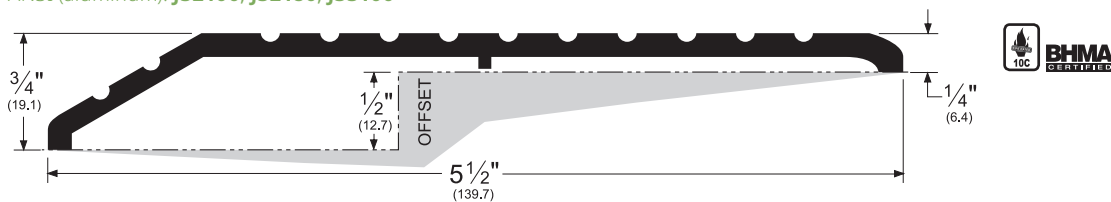
2727\_

AVAILABLE FINISHES: **10BE, A, BSP, D, WSP**  
ANSI (aluminum): **J32100, J32130, J32138, J32180**



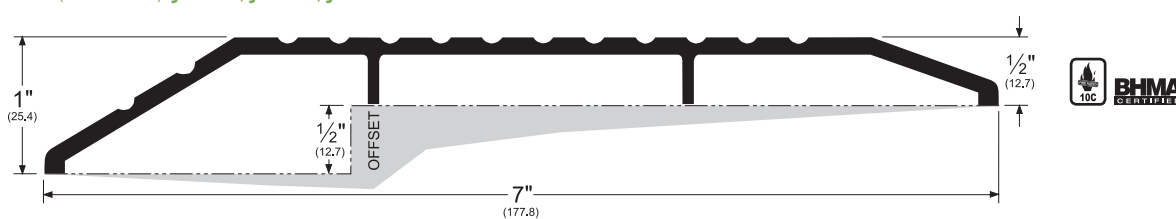
157\_

AVAILABLE FINISHES: **10BE, A, BSP, D, WSP**  
ANSI (aluminum): **J32100, J32180, J33100**



182\_

AVAILABLE FINISHES: **10BE, A, BSP, D, WSP**  
ANSI (aluminum): **J32100, J32180, J33100**



NOTE: Products shown in this section may not be drawn to scale.

AVAILABLE FINISHES FOR PRODUCTS SHOWN ON THIS PAGE

**10BE** (Satin Bronze Powder Coated Aluminum) **A** (Mill Finish Aluminum) **BSP** (Black Suede Powder Coated Aluminum)  
**D** (Dark Bronze Anodized) **WSP** (White Suede Powder Coated Aluminum)

800-824-3018 | [www.pemko.com](http://www.pemko.com)

Check the web site for the up-to-date catalog

Copyright © 2015-2025, ASSA ABLOY Accessories and Door Controls Group, Inc., an ASSA ABLOY Group company. All rights reserved.  
Reproduction in whole or in part without the express written permission of ASSA ABLOY Accessories and Door Controls Group, Inc. is prohibited.

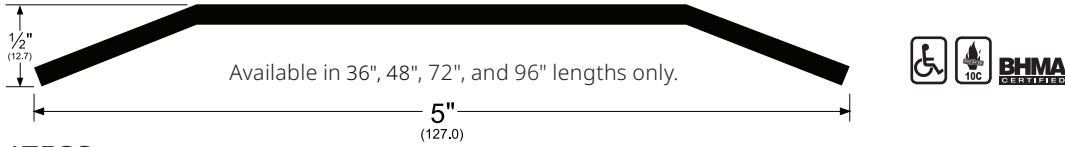
**PEMKO**  
**ASSA ABLOY**

Experience a safer  
and more open world

## STAINLESS STEEL SADDLES

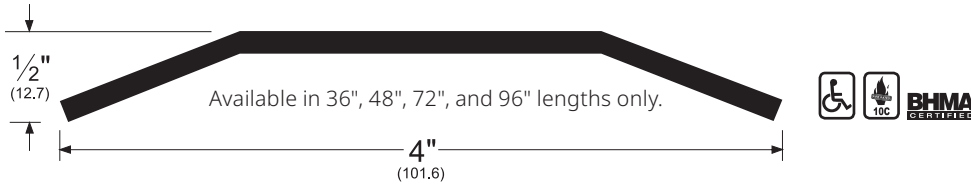
### 154SS\_

AVAILABLE FINISH: **SS (#4, Brushed Finish)**  
ANSI: **J52300, J52330**



### 175SS\_

AVAILABLE FINISH: **SS (#4, Brushed Finish)**  
ANSI: **J52300, J52330**

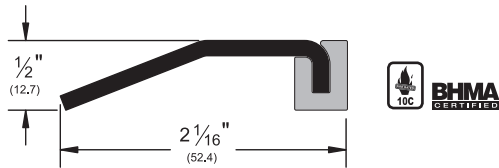


## STAINLESS STEEL HALF SADDLES

- Available in 36", 48", 72", and 96" lengths only.

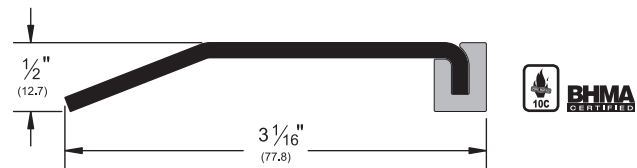
### 252SS\_

AVAILABLE FINISH: **SS (#4, Brushed Finish)**  
ANSI: **J52300, J52330**



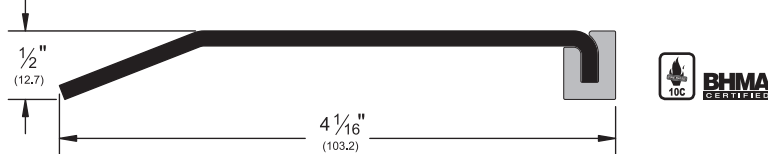
### 253SS\_

AVAILABLE FINISH: **SS (#4, Brushed Finish)**  
ANSI: **J52300, J52330**



### 254SS\_

AVAILABLE FINISH: **SS (#4, Brushed Finish)**  
ANSI: **J52300, J52330**

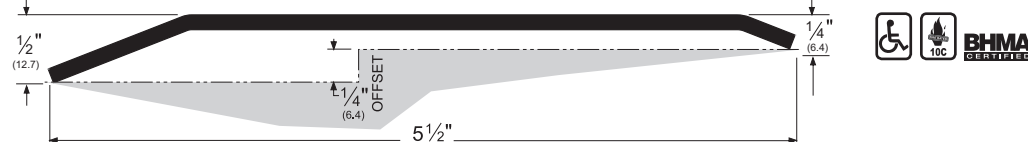


## STAINLESS STEEL OFFSET SADDLES

- Available in 36", 48", 72", and 96" lengths only.

### 158SS\_

AVAILABLE FINISH: **SS (#4, Brushed Finish)**  
ANSI: **J52300, J52380, J52388**



NOTE: Products shown in this section may not be drawn to scale.  
AVAILABLE FINISHES FOR PRODUCTS SHOWN ON THIS PAGE  
**SS (#4, Brushed Finish)**

**PEMKO**  
**ASSA ABLOY**

Experience a safer  
and more open world

800-824-3018 | [www.pemko.com](http://www.pemko.com)  
Check the web site for the up-to-date catalog

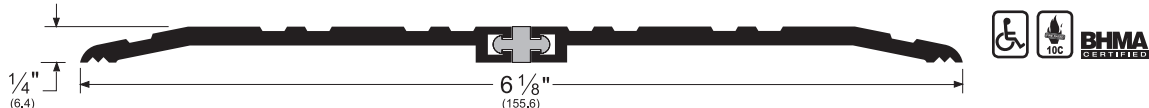
Copyright © 2015-2025, ASSA ABLOY Accessories and Door Controls Group, Inc., an ASSA ABLOY Group company. All rights reserved.  
Reproduction in whole or in part without the express written permission of ASSA ABLOY Accessories and Door Controls Group, Inc. is prohibited.

## THERMAL BREAK SADDLES

- Black rigid polypropylene key between extrusions provides a thermal break (designated by "FG" Frost Guard following finish code)

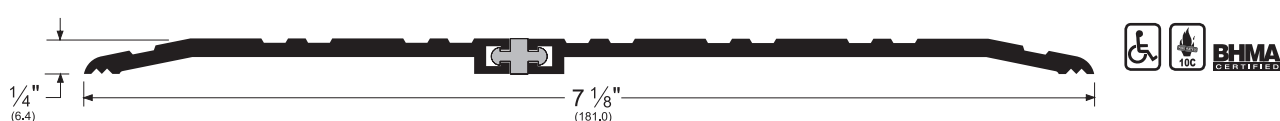
### 273x3\_FG

AVAILABLE FINISHES: **10BE, A, B, BSP, D, WSP**  
 ANSI (aluminum): **J32139, J32190, J32193**  
 ANSI (brass): **J12139, J12190, J12193**



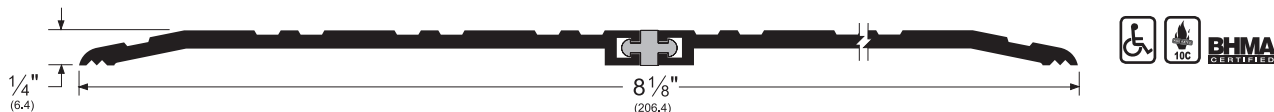
### 273x4\_FG

AVAILABLE FINISHES: **10BE, A, B, BSP, D, WSP**  
 ANSI (aluminum): **J32139, J32190, J32193**  
 ANSI (brass): **J12139, J12190, J12193**



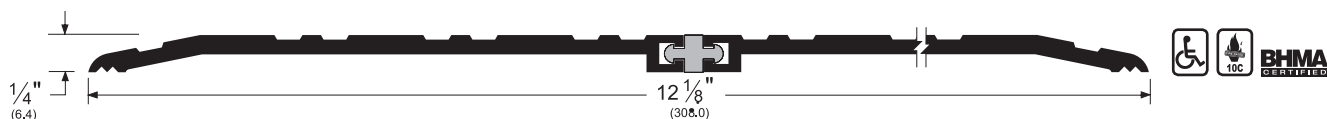
### 274x4\_FG

AVAILABLE FINISHES: **10BE, A, B, BSP, D, WSP**  
 ANSI (aluminum): **J32139, J32190, J32193**  
 ANSI (brass): **J12139, J12190, J12193**



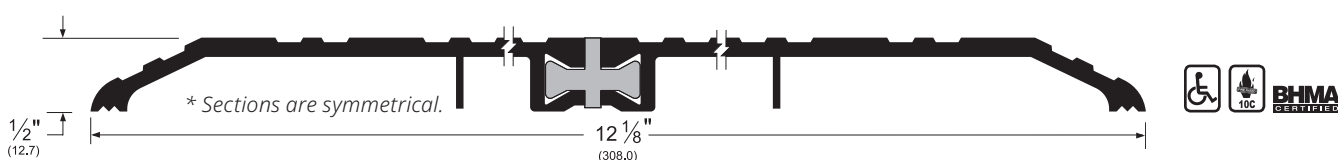
### 2746x6\_FG

AVAILABLE FINISHES: **10BE, A, BSP, D, WSP**  
 ANSI (aluminum): **J32139, J32190, J32193**



### 256x6\_FG

AVAILABLE FINISHES: **10BE, A, BSP, D, WSP**  
 ANSI (aluminum): **J32139, J32190, J32193**



NOTE: Products shown in this section may not be drawn to scale.

AVAILABLE FINISHES FOR PRODUCTS SHOWN ON THIS PAGE

**10BE** (Satin Bronze Powder Coated Aluminum) **A** (Mill Finish Aluminum) **B** (Mill Finish Extruded Bronze [Brass])  
**BSP** (Black Suede Powder Coated Aluminum) **D** (Dark Bronze Anodized) **WSP** (White Suede Powder Coated Aluminum)

800-824-3018 | [www.pemko.com](http://www.pemko.com)

Check the web site for the up-to-date catalog

Copyright © 2015-2025, ASSA ABLOY Accessories and Door Controls Group, Inc., an ASSA ABLOY Group company. All rights reserved.  
 Reproduction in whole or in part without the express written permission of ASSA ABLOY Accessories and Door Controls Group, Inc. is prohibited.

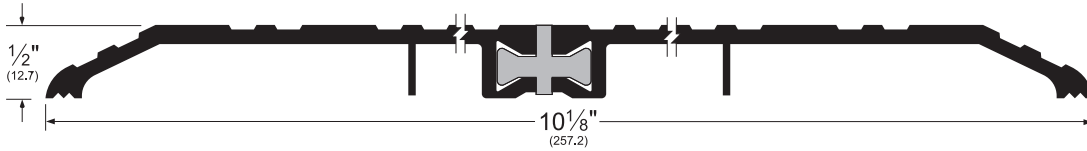
**PEMKO**  
**ASSA ABLOY**

Experience a safer  
 and more open world

# THERMAL BREAK SADDLES (Cont.)

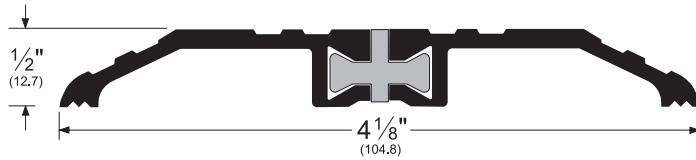
## 255x5\_FG

AVAILABLE FINISHES: **10BE, A, B, BSP, D, WSP**  
 ANSI (aluminum): **J32139, J32190, J32193**  
 ANSI (brass): **J12139, J12190, J12193**



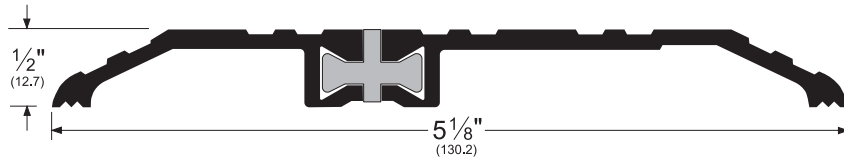
## 252x2\_FG

AVAILABLE FINISHES: **10BE, A, B, BSP, D, WSP**  
 ANSI (aluminum): **J32139, J32190, J32193**  
 ANSI (brass): **J12139, J12190, J12193**



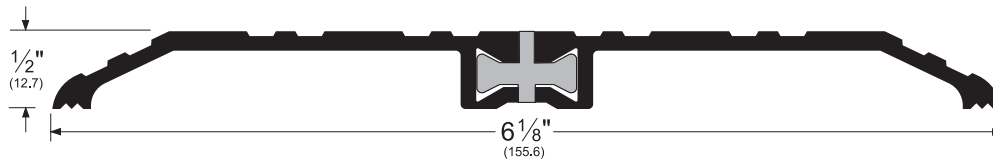
## 252x3\_FG

AVAILABLE FINISHES: **10BE, A, B, BSP, D, WSP**  
 ANSI (aluminum): **J32139, J32190, J32193**  
 ANSI (brass): **J12139, J12190, J12193**



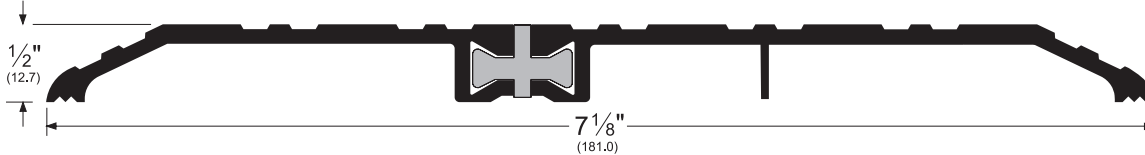
## 253x3\_FG

AVAILABLE FINISHES: **10BE, A, B, BSP, D, WSP**  
 ANSI (aluminum): **J32139, J32190, J32193**  
 ANSI (brass): **J12139, J12190, J12193**



## 253x4\_FG

AVAILABLE FINISHES: **10BE, A, B, BSP, D, WSP**  
 ANSI (aluminum): **J32139, J32190, J32193**  
 ANSI (brass): **J12139, J12190, J12193**



NOTE: Products shown in this section may not be drawn to scale.

AVAILABLE FINISHES FOR PRODUCTS SHOWN ON THIS PAGE

**10BE** (Satin Bronze Powder Coated Aluminum) **A** (Mill Finish Aluminum) **B** (Mill Finish Extruded Bronze [Brass])  
**BSP** (Black Suede Powder Coated Aluminum) **D** (Dark Bronze Anodized) **WSP** (White Suede Powder Coated Aluminum)



Experience a safer  
and more open world

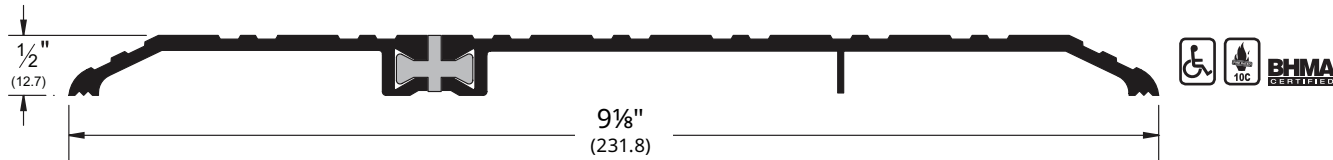
800-824-3018 | [www.pemko.com](http://www.pemko.com)  
 Check the web site for the up-to-date catalog

Copyright © 2015-2025, ASSA ABLOY Accessories and Door Controls Group, Inc., an ASSA ABLOY Group company. All rights reserved.  
 Reproduction in whole or in part without the express written permission of ASSA ABLOY Accessories and Door Controls Group, Inc. is prohibited.

## THERMAL BREAK SADDLES (Cont.)

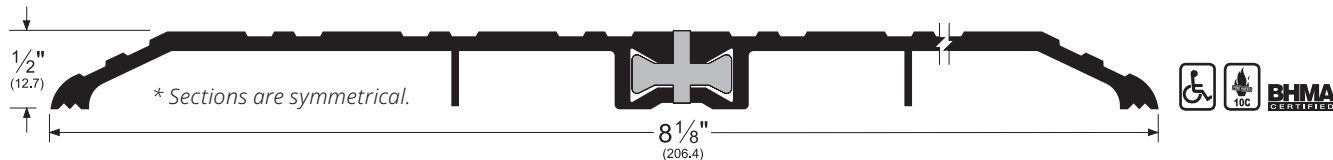
### 253x6\_FG

AVAILABLE FINISHES: **10BE, A, BSP, D, WSP**  
ANSI (aluminum): **J32139, J32190, J32193**



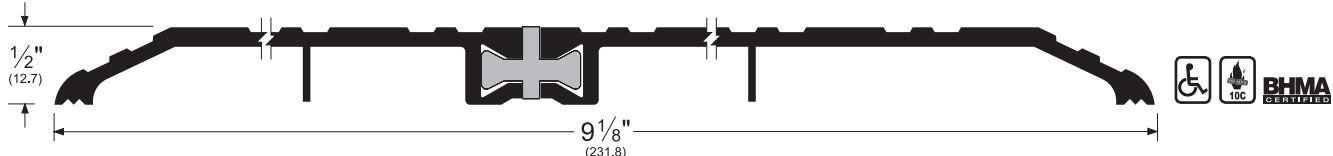
### 254x4\_FG

AVAILABLE FINISHES: **10BE, A, B, BSP, D, WSP**  
ANSI (aluminum): **J32139, J32190, J32193**  
ANSI (brass): **J12139, J12190, J12193**



### 254x5\_FG

AVAILABLE FINISHES: **10BE, A, B, BSP, D, WSP**  
ANSI (aluminum): **J32139, J32190, J32193**  
ANSI (brass): **J12139, J12190, J12193**



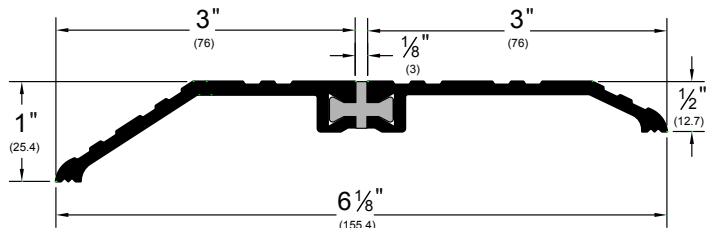
### 766x5\_FG

AVAILABLE FINISHES: **10BE, A, BSP, D, WSP**  
ANSI (aluminum): **J32139, J32190, J32193, J32189, J32180**  
ANSI (brass): **J12139, J12190, J12193, J12189, J12180**



### 566x3\_FG

AVAILABLE FINISHES: **10BE, A, BSP, D, WSP**  
ANSI (aluminum): **J32189, J32190, J32180**



NOTE: Products shown in this section may not be drawn to scale.

AVAILABLE FINISHES FOR PRODUCTS SHOWN ON THIS PAGE

**10BE** (Satin Bronze Powder Coated Aluminum) **A** (Mill Finish Aluminum) **B** (Mill Finish Extruded Bronze [Brass])  
**BSP** (Black Suede Powder Coated Aluminum) **D** (Dark Bronze Anodized) **WSP** (White Suede Powder Coated Aluminum)

800-824-3018 | [www.pemko.com](http://www.pemko.com)

Check the web site for the up-to-date catalog

Copyright © 2015-2025, ASSA ABLOY Accessories and Door Controls Group, Inc., an ASSA ABLOY Group company. All rights reserved.  
Reproduction in whole or in part without the express written permission of ASSA ABLOY Accessories and Door Controls Group, Inc. is prohibited.

**PEMKO**  
**ASSA ABLOY**

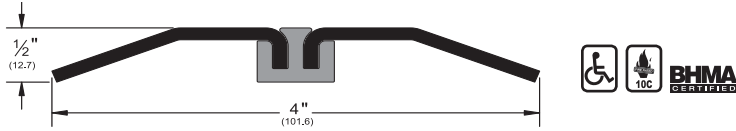
Experience a safer  
and more open world

# STAINLESS STEEL THERMAL BREAK THRESHOLD

- Black rigid polypropylene key between extrusions provides a thermal barrier (designated by "FG" Frost Guard following finish code)
- Available in 36", 48", 72", and 96" lengths only

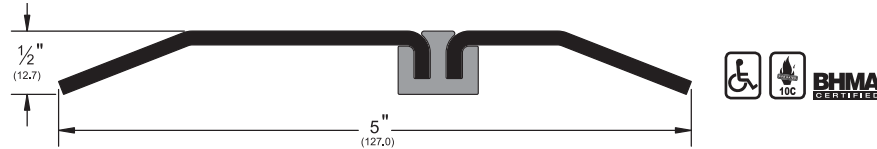
## 252x2SSFG

AVAILABLE FINISH: **SS (#4, Brushed Finish)**  
ANSI: **J52330, J52339, J52390, J52393**



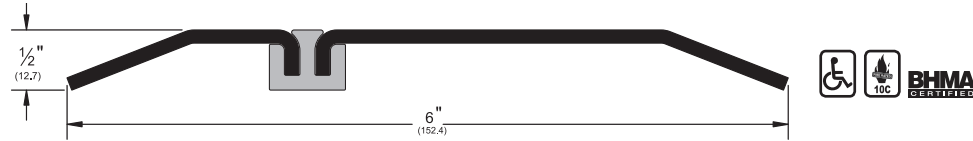
## 252x3SSFG

AVAILABLE FINISH: **SS (#4, Brushed Finish)**  
ANSI: **J52330, J52339, J52390, J52393**



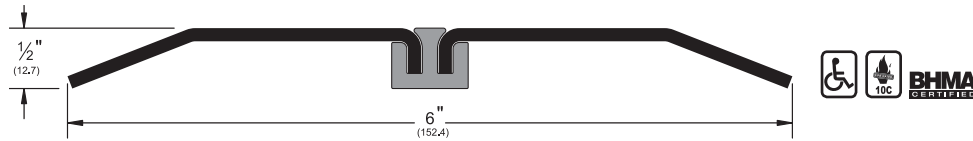
## 252x4SSFG

AVAILABLE FINISH: **SS (#4, Brushed Finish)**  
ANSI: **J52330, J52339, J52390, J52393**



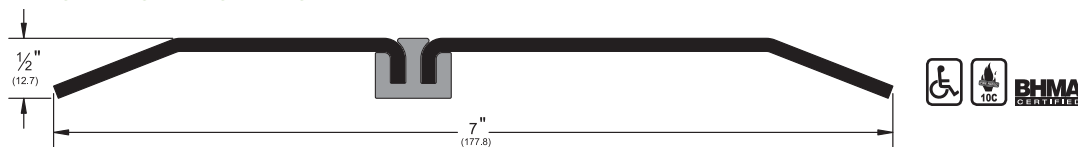
## 253x3SSFG

AVAILABLE FINISH: **SS (#4, Brushed Finish)**  
ANSI: **J52330, J52339, J52390, J52393**



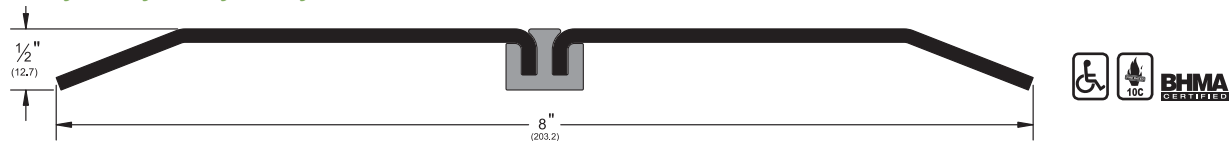
## 253x4SSFG

AVAILABLE FINISH: **SS (#4, Brushed Finish)**  
ANSI: **J52330, J52339, J52390, J52393**



## 254x4SSFG

AVAILABLE FINISH: **SS (#4, Brushed Finish)**  
ANSI: **J52330, J52339, J52390, J52393**



NOTE: Products shown in this section may not be drawn to scale.  
AVAILABLE FINISHES FOR PRODUCTS SHOWN ON THIS PAGE  
SS (See Individual Part)



Experience a safer  
and more open world

800-824-3018 | [www.pemko.com](http://www.pemko.com)  
Check the web site for the up-to-date catalog

Copyright © 2015-2025, ASSA ABLOY Accessories and Door Controls Group, Inc., an ASSA ABLOY Group company. All rights reserved.  
Reproduction in whole or in part without the express written permission of ASSA ABLOY Accessories and Door Controls Group, Inc. is prohibited.

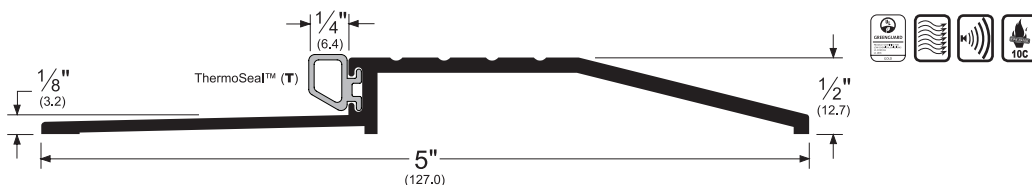
# LATCHING PANIC EXIT SADDLES

- Used in conjunction with surface applied vertical rod exit device, or as a stop and a seal at the bottom of door
- For offset applications, use an elevator (see page 131)
- **2006\_T** is only ADA compliant when installed butted to 1/4" tile or other floor material

## 2001\_T

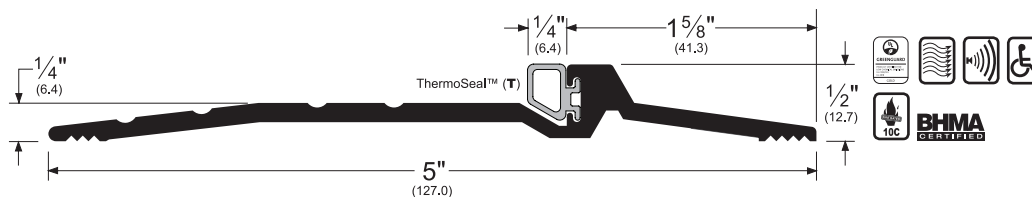
AVAILABLE FINISHES: **10BE, A, BSP, D, WSP**  
 REPLACEMENT INSERT: **T5 (BL)**

- Allow 1/4" door clearance
- Special purpose bumper threshold designed for use with a low 1/4" to 3/8" undercut door.



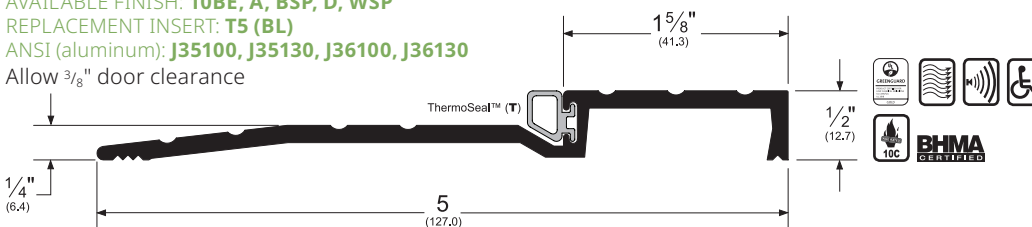
## 2005\_T

AVAILABLE FINISH: **10BE, A, B, BSP, D, WSP**  
 REPLACEMENT INSERT: **T5 (BL)**  
 ANSI (aluminum): **J35100, J35130, J36100, J36130**  
 ANSI (brass): **J15100, J15130, J16100, J16130**  
 Allow 3/8" door clearance



## 2006\_T

AVAILABLE FINISH: **10BE, A, BSP, D, WSP**  
 REPLACEMENT INSERT: **T5 (BL)**  
 ANSI (aluminum): **J35100, J35130, J36100, J36130**  
 Allow 3/8" door clearance



### Alternate Inserts



pile (P)

2001\_P

2005\_P   
 2006\_P

REPLACEMENT INSERT:  
**P2 (BL, W)**



Eco-V™ (V)

2001\_V

2005\_V   
 2006\_V

REPLACEMENT INSERT:  
**EV41 (BL, GR, W)**

NOTE: Products shown in this section may not be drawn to scale.

AVAILABLE FINISHES FOR PRODUCTS SHOWN ON THIS PAGE

**10BE** (Satin Bronze Powder Coated Aluminum) **A** (Mill Finish Aluminum) **B** (Mill Finish Extruded Bronze [Brass])  
**BSP** (Black Suede Powder Coated Aluminum) **D** (Dark Bronze Anodized)  
**WSP** (White Suede Powder Coated Aluminum)

800-824-3018 | www.pemko.com

Check the web site for the up-to-date catalog

Copyright © 2015-2025, ASSA ABLOY Accessories and Door Controls Group, Inc., an ASSA ABLOY Group company. All rights reserved.  
 Reproduction in whole or in part without the express written permission of ASSA ABLOY Accessories and Door Controls Group, Inc. is prohibited.

**PEMCO**  
**ASSA ABLOY**

Experience a safer  
 and more open world

# LATCHING PANIC EXIT SADDLES (Cont.)

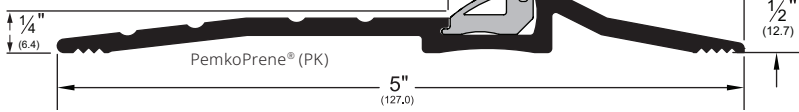
## 2009\_PK

AVAILABLE FINISHES: **10BE, A, BSP, D, WSP**

REPLACEMENT INSERT: **PK20 (BL)**

ANSI: **J36100, J36130**

Allow  $\frac{3}{8}$ " door clearance



U.S. Patent No. 9,920,567

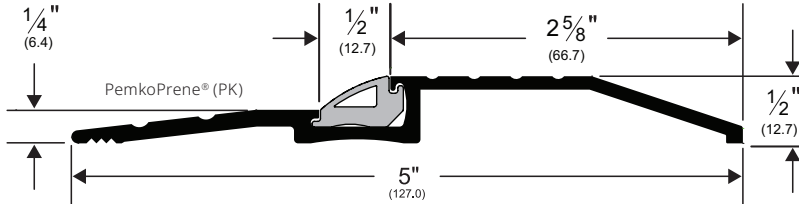
## 2010\_PK

AVAILABLE FINISHES: **10BE, A, BSP, D, WSP**

REPLACEMENT INSERT: **PK20 (BL)**

ANSI: **J36100, J36130**

Allow  $\frac{3}{8}$ " door clearance



## 179\_T

AVAILABLE FINISHES: **10BE, A, BSP, D, WSP**

REPLACEMENT INSERT: **T5 (BL)**

ANSI (aluminum): **J35100, J36100**

Allow  $\frac{1}{2}$ " door clearance



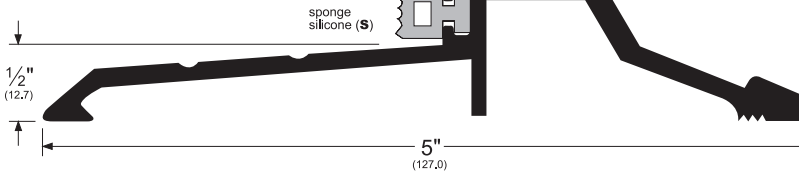
## 277\_S

AVAILABLE FINISHES: **10BE, A, BSP, D, WSP**

REPLACEMENT INSERT: **SR6 (BL)**

ANSI (aluminum): **J35100, J36100**

Allow  $\frac{5}{8}$ " door clearance



### Alternate Inserts



pile (P)

179\_P

REPLACEMENT INSERT:  
**P2 (BL, W)**



Eco-V™ (V)

179\_V

REPLACEMENT INSERT:  
**EV41 (BL, GR, W)**

### Alternate Inserts



sponge EPDM (R)

277\_R

REPLACEMENT INSERT:  
**E7 (BL)**  
ANSI (aluminum):  
**J36100**

NOTE: Products shown in this section may not be drawn to scale.

AVAILABLE FINISHES FOR PRODUCTS SHOWN ON THIS PAGE

**10BE** (Satin Bronze Powder Coated Aluminum) **A** (Mill Finish Aluminum) **BSP** (Black Suede Powder Coated Aluminum) **D** (Dark Bronze Anodized) **WSP** (White Suede Powder Coated Aluminum)



Experience a safer  
and more open world

800-824-3018 | www.pemko.com  
Check the web site for the up-to-date catalog

Copyright © 2015-2025, ASSA ABLOY Accessories and Door Controls Group, Inc., an ASSA ABLOY Group company. All rights reserved. Reproduction in whole or in part without the express written permission of ASSA ABLOY Accessories and Door Controls Group, Inc. is prohibited.

# LATCHING PANIC EXIT SADDLES (Cont.)

## 159\_T

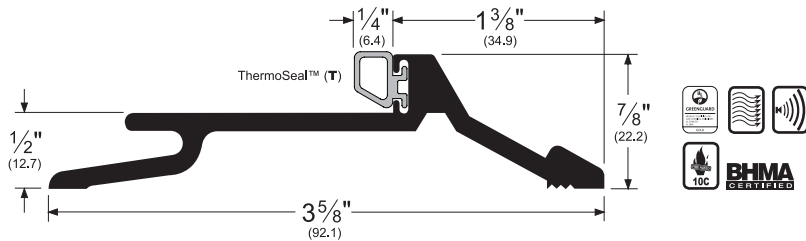
AVAILABLE FINISHES: **10BE, A, B, BSP, D, WSP**

REPLACEMENT INSERT: **T5 (BL)**

ANSI (aluminum): **J35300, J36300**

ANSI (brass): **J15300, J16300**

- Allow  $\frac{9}{16}$ " door clearance
- Provided with "J" hook.
- Can also be used as an interlock threshold (see Residential Thresholds section)



## 177\_T

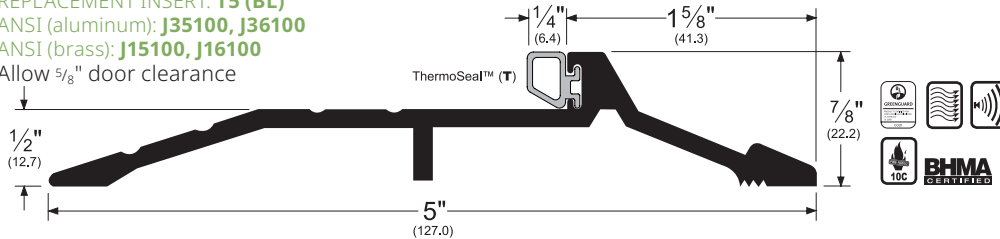
AVAILABLE FINISHES: **10BE, A, B, BSP, D, WSP**

REPLACEMENT INSERT: **T5 (BL)**

ANSI (aluminum): **J35100, J36100**

ANSI (brass): **J15100, J16100**

Allow  $\frac{5}{8}$ " door clearance



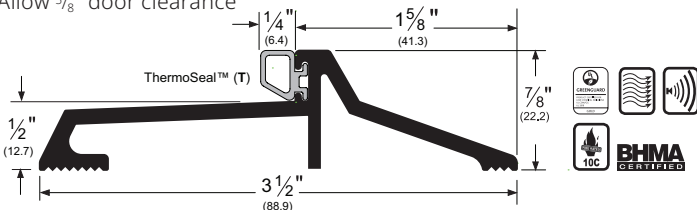
## 1855\_T

AVAILABLE FINISHES: **10BE, A, BSP, WSP**

REPLACEMENT INSERT: **T5 (BL)**

ANSI (aluminum): **J35100, J36100**

Allow  $\frac{5}{8}$ " door clearance



## 181\_T

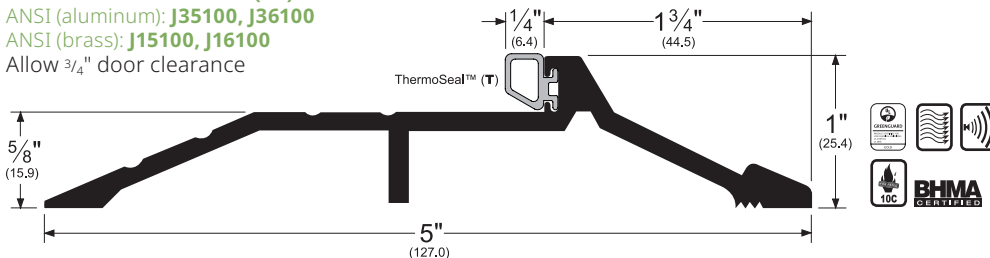
AVAILABLE FINISHES: **10BE, A, B, BSP, D, WSP**

REPLACEMENT INSERT: **T5 (BL)**

ANSI (aluminum): **J35100, J36100**

ANSI (brass): **J15100, J16100**

Allow  $\frac{3}{4}$ " door clearance



NOTE: Products shown in this section may not be drawn to scale.

AVAILABLE FINISHES FOR PRODUCTS SHOWN ON THIS PAGE

**10BE** (Satin Bronze Powder Coated Aluminum) **A** (Mill Finish Aluminum) **B** (Mill Finish Extruded Bronze [Brass])

**BSP** (Black Suede Powder Coated Aluminum) **D** (Dark Bronze Anodized) **WSP** (White Suede Powder Coated Aluminum)

800-824-3018 | www.pemko.com

Check the web site for the up-to-date catalog

Copyright © 2015-2025, ASSA ABLOY Accessories and Door Controls Group, Inc., an ASSA ABLOY Group company. All rights reserved. Reproduction in whole or in part without the express written permission of ASSA ABLOY Accessories and Door Controls Group, Inc. is prohibited.

### Alternate Inserts



pile (P)

159\_P



177\_P



1855\_P

181\_P

REPLACEMENT INSERT:

**P2 (BL, W)**



Eco-V™ (V)

159\_V



177\_V



1855\_V

181\_V

REPLACEMENT INSERT:

**EV41 (BL, GR, W)**

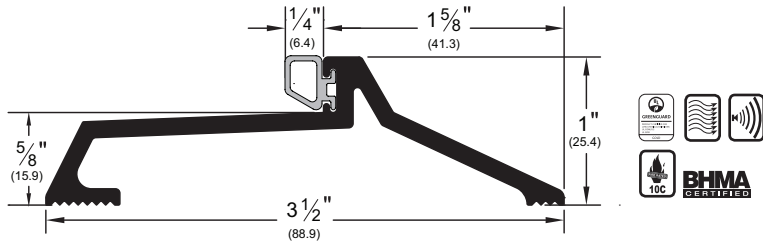
**PEMCO**  
**ASSA ABLOY**

Experience a safer  
and more open world

# LATCHING PANIC EXIT SADDLES (Cont.)

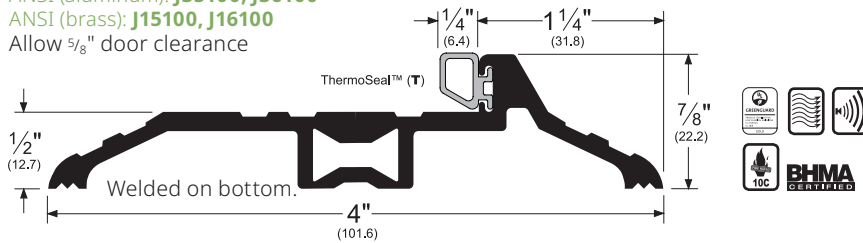
## 185\_T

AVAILABLE FINISHES: **10BE, A, BSP, WSP**  
 REPLACEMENT INSERT: **T5 (BL)**  
 ANSI (aluminum): **J35300, J36300**  
 Allow 3/4" door clearance



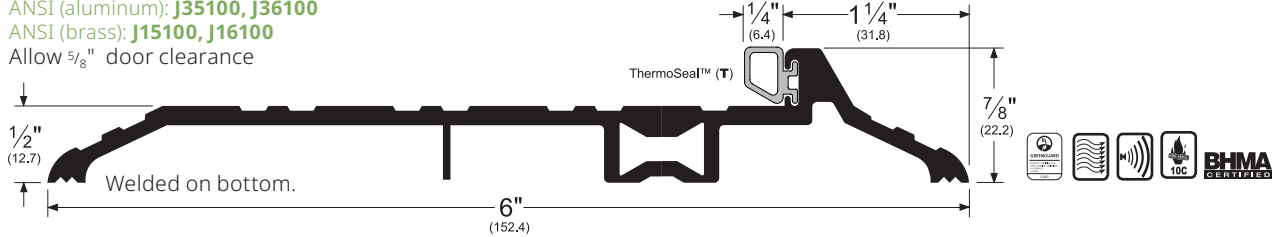
## 252x226\_T

AVAILABLE FINISHES: **10BE, A, B, BSP, D, WSP**  
 REPLACEMENT INSERT: **T5 (BL)**  
 ANSI (aluminum): **J35100, J36100**  
 ANSI (brass): **J15100, J16100**  
 Allow 5/8" door clearance



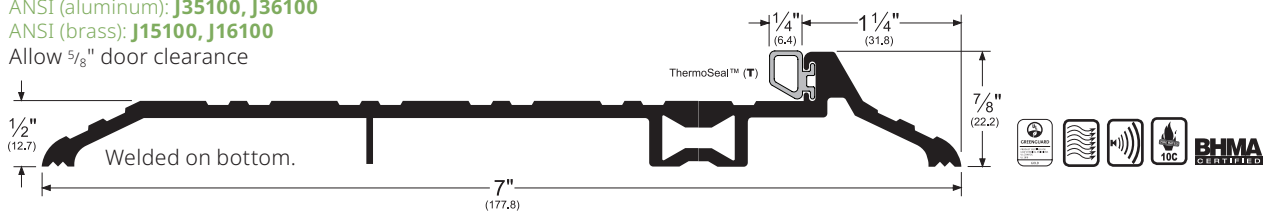
## 254x226\_T

AVAILABLE FINISHES: **10BE, A, B, BSP, D, WSP**  
 REPLACEMENT INSERT: **T5 (BL)**  
 ANSI (aluminum): **J35100, J36100**  
 ANSI (brass): **J15100, J16100**  
 Allow 5/8" door clearance



## 255x226\_T

AVAILABLE FINISHES: **10BE, A, B, BSP, D, WSP**  
 REPLACEMENT INSERT: **T5 (BL)**  
 ANSI (aluminum): **J35100, J36100**  
 ANSI (brass): **J15100, J16100**  
 Allow 5/8" door clearance



### Alternate Inserts



- 185\_P
  - 252x226\_P
  - 254x226\_P
  - 255x226\_P
- REPLACEMENT INSERT:  
**P2 (BL, W)**



- 185\_V
  - 252x226\_V
  - 254x226\_V
  - 255x226\_V
- REPLACEMENT INSERT:  
**EV41 (BL, GR, W)**

NOTE: Products shown in this section may not be drawn to scale.

**AVAILABLE FINISHES FOR PRODUCTS SHOWN ON THIS PAGE**

**10BE** (Satin Bronze Powder Coated Aluminum) **A** (Mill Finish Aluminum) **B** (Mill Finish Extruded Bronze [Brass])  
**BSP** (Black Suede Powder Coated Aluminum) **D** (Dark Bronze Anodized) **WSP** (White Suede Powder Coated Aluminum)



Experience a safer  
 and more open world

800-824-3018 | www.pemko.com  
 Check the web site for the up-to-date catalog

Copyright © 2015-2025, ASSA ABLOY Accessories and Door Controls Group, Inc., an ASSA ABLOY Group company. All rights reserved.  
 Reproduction in whole or in part without the express written permission of ASSA ABLOY Accessories and Door Controls Group, Inc. is prohibited.

# LATCHING PANIC EXIT SADDLES - THERMAL BREAK

- Black rigid polypropylene key between extrusions provides thermal break (designated by "FG" Frost Guard following finish code)
- Used in conjunction with surface applied vertical rod exit device, or as a stop and a seal at the bottom of door
- These units are not welded

## 252x226\_FGT

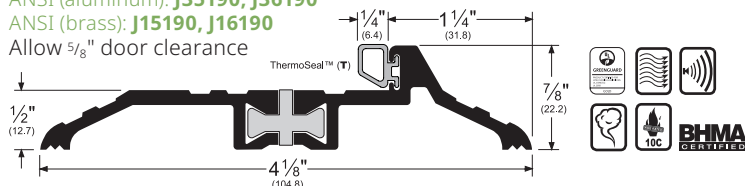
AVAILABLE FINISHES: **10BE, A, B, BSP, D, WSP**

REPLACEMENT INSERT: **T5 (BL)**

ANSI (aluminum): **J35190, J36190**

ANSI (brass): **J15190, J16190**

Allow  $\frac{5}{8}$ " door clearance



## 253x226\_FGT

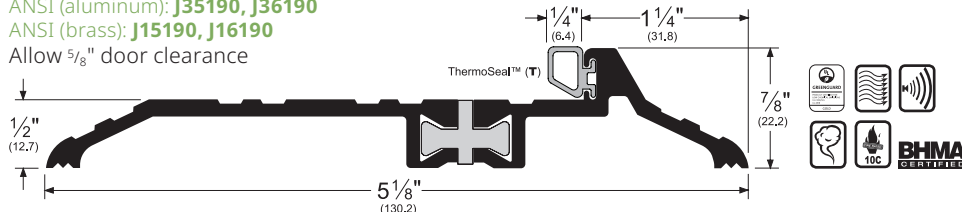
AVAILABLE FINISHES: **10BE, A, B, BSP, D, WSP**

REPLACEMENT INSERT: **T5 (BL)**

ANSI (aluminum): **J35190, J36190**

ANSI (brass): **J15190, J16190**

Allow  $\frac{5}{8}$ " door clearance



## 254x226\_FGT

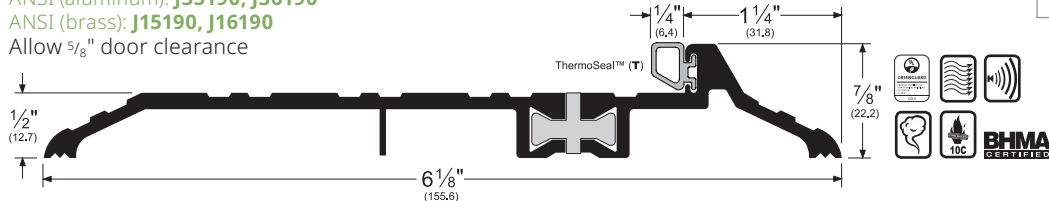
AVAILABLE FINISHES: **10BE, A, B, BSP, D, WSP**

REPLACEMENT INSERT: **T5 (BL)**

ANSI (aluminum): **J35190, J36190**

ANSI (brass): **J15190, J16190**

Allow  $\frac{5}{8}$ " door clearance



## 255x226\_FGT

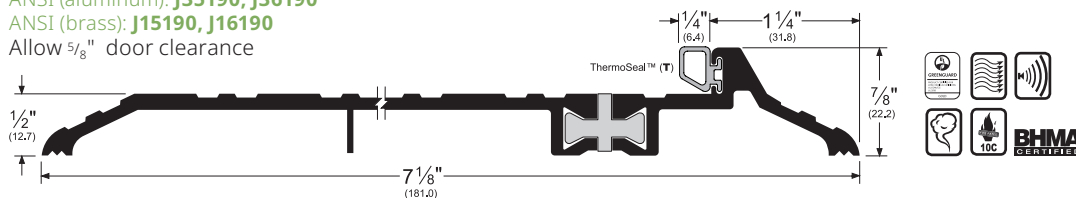
AVAILABLE FINISHES: **10BE, A, B, BSP, D, WSP**

REPLACEMENT INSERT: **T5 (BL)**

ANSI (aluminum): **J35190, J36190**

ANSI (brass): **J15190, J16190**

Allow  $\frac{5}{8}$ " door clearance



### Alternate Inserts



pile (P)

252x226\_FGP

253x226\_FGP

254x226\_FGP

255x226\_FGP

273x224\_FGP

REPLACEMENT INSERT:  
**P2 (BL, W)**



Eco-V™ (V)

252x226\_FGV

253x226\_FGV

254x226\_FGV

255x226\_FGV

273x224\_FGV

REPLACEMENT INSERT:  
**EV41 (BL, GR, W)**

NOTE: Products shown in this section may not be drawn to scale.

AVAILABLE FINISHES FOR PRODUCTS SHOWN ON THIS PAGE

**10BE** (Satin Bronze Powder Coated Aluminum) **A** (Mill Finish Aluminum) **B** (Mill Finish Extruded Bronze [Brass])

**BSP** (Black Suede Powder Coated Aluminum) **D** (Dark Bronze Anodized) **WSP** (White Suede Powder Coated Aluminum)

800-824-3018 | www.pemko.com

Check the web site for the up-to-date catalog

Copyright © 2015-2025, ASSA ABLOY Accessories and Door Controls Group, Inc., an ASSA ABLOY Group company. All rights reserved. Reproduction in whole or in part without the express written permission of ASSA ABLOY Accessories and Door Controls Group, Inc. is prohibited.

**PEMCO**  
**ASSA ABLOY**

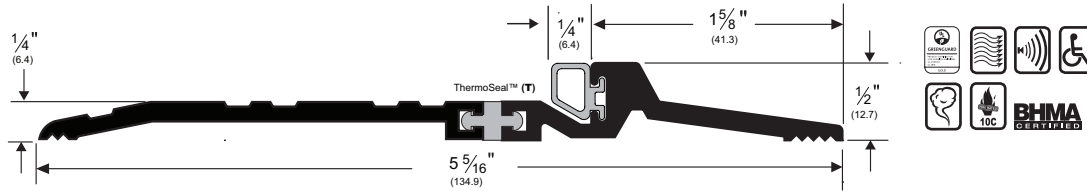
Experience a safer  
and more open world

# LATCHING PANIC EXIT SADDLES - THERMAL BREAK (Cont.)

- Allow 3/8" door clearance

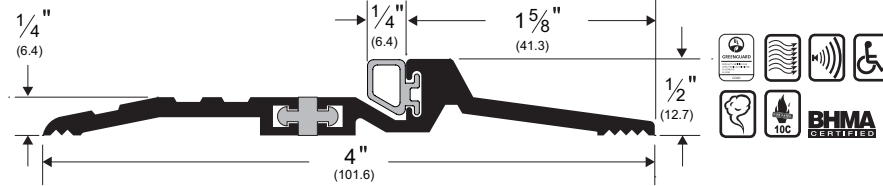
## 273x224\_FGT

AVAILABLE FINISHES: **10BE, A, BSP, D, WSP**  
 REPLACEMENT INSERT: **T5 (BL)**  
 ANSI (aluminum): **J36130, J36139, J36190, J36193**



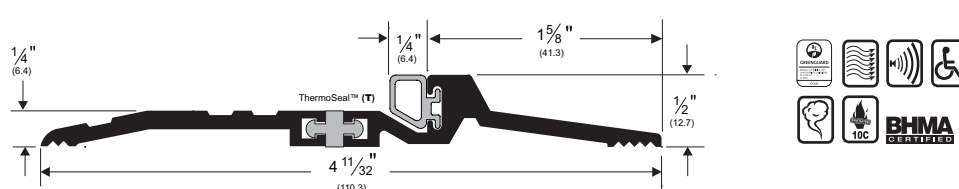
## 278x224\_FGT

AVAILABLE FINISHES: **10BE, A, BSP, D, WSP**  
 REPLACEMENT INSERT: **T5 (BL)**  
 ANSI (aluminum): **J36130, J36139, J36190, J36193**



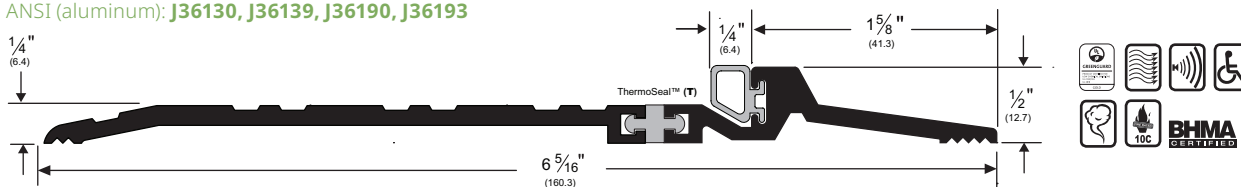
## 279x224\_FGT

AVAILABLE FINISHES: **10BE, A, BSP, D, WSP**  
 REPLACEMENT INSERT: **T5 (BL)**  
 ANSI (aluminum): **J36130, J36139, J36190, J36193**



## 274x224\_FGT

AVAILABLE FINISHES: **10BE, A, BSP, D, WSP**  
 REPLACEMENT INSERT: **T5 (BL)**  
 ANSI (aluminum): **J36130, J36139, J36190, J36193**



**Alternate Inserts**

pile (P)

273x224\_FGP

274x224\_FGP

278x224\_FGP

279x224\_FGP

REPLACEMENT INSERT: **P2 (BL, W)**

Eco-V™ (V)

273x224\_FGV

274x224\_FGV

278x224\_FGV

279x224\_FGV

REPLACEMENT INSERT: **EV41 (BL, GR, W)**

NOTE: Products shown in this section may not be drawn to scale.

AVAILABLE FINISHES FOR PRODUCTS SHOWN ON THIS PAGE  
**10BE** (Satin Bronze Powder Coated Aluminum) **A** (Mill Finish Aluminum) **BSP** (Black Suede Powder Coated Aluminum)  
**D** (Dark Bronze Anodized) **WSP** (White Suede Powder Coated Aluminum)



Experience a safer and more open world

800-824-3018 | www.pemko.com  
 Check the web site for the up-to-date catalog

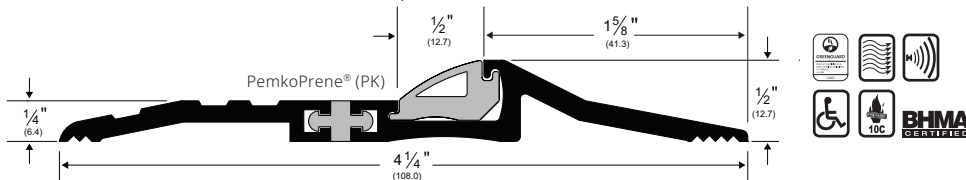
Copyright © 2015-2025, ASSA ABLOY Accessories and Door Controls Group, Inc., an ASSA ABLOY Group company. All rights reserved. Reproduction in whole or in part without the express written permission of ASSA ABLOY Accessories and Door Controls Group, Inc. is prohibited.

# LATCHING PANIC EXIT SADDLES - THERMAL BREAK (Cont.)

- Allow 3/8" door clearance

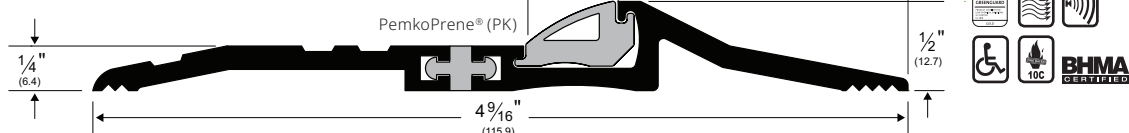
## 278x292\_FGPK

AVAILABLE FINISHES: **10BE, A, BSP, D, WSP**  
 REPLACEMENT INSERT: **PK20 (BL)**  
 ANSI (aluminum): **J35190, J35193, J36190, J36193**



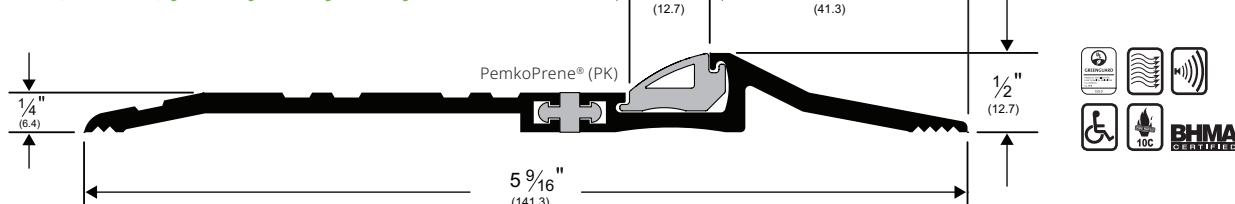
## 279x292\_FGPK

AVAILABLE FINISHES: **10BE, A, BSP, D, WSP**  
 REPLACEMENT INSERT: **PK20 (BL)**  
 ANSI (aluminum): **J35190, J35193, J36190, J36193**



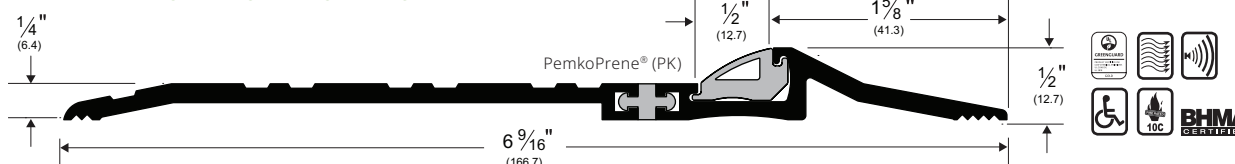
## 273x292\_FGPK

AVAILABLE FINISHES: **10BE, A, BSP, D, WSP**  
 REPLACEMENT INSERT: **PK20 (BL)**  
 ANSI (aluminum): **J35190, J35193, J36190, J36193**



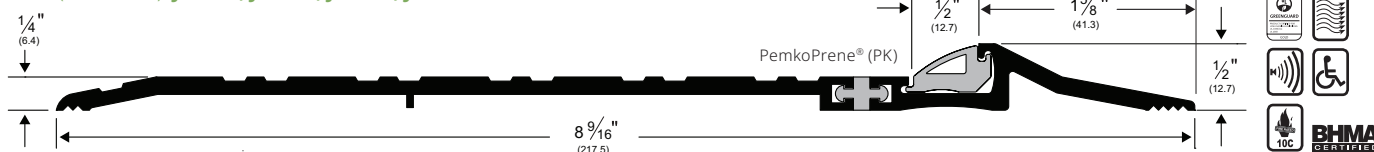
## 274x292\_FGPK

AVAILABLE FINISHES: **10BE, A, BSP, D, WSP**  
 REPLACEMENT INSERT: **PK20 (BL)**  
 ANSI (aluminum): **J35190, J35193, J36190, J36193**



## 2746x292\_FGPK

AVAILABLE FINISHES: **10BE, A, BSP, D, WSP**  
 REPLACEMENT INSERT: **PK20 (BL)**  
 ANSI (aluminum): **J35190, J35193, J36190, J36193**



NOTE: Products shown in this section may not be drawn to scale.

AVAILABLE FINISHES FOR PRODUCTS SHOWN ON THIS PAGE

**10BE** (Satin Bronze Powder Coated Aluminum) **A** (Mill Finish Aluminum) **BSP** (Black Suede Powder Coated Aluminum)  
**D** (Dark Bronze Anodized) **WSP** (White Suede Powder Coated Aluminum)

800-824-3018 | www.pemko.com

Check the web site for the up-to-date catalog

Copyright © 2015-2025, ASSA ABLOY Accessories and Door Controls Group, Inc., an ASSA ABLOY Group company. All rights reserved. Reproduction in whole or in part without the express written permission of ASSA ABLOY Accessories and Door Controls Group, Inc. is prohibited.

**PEMKO**  
**ASSA ABLOY**

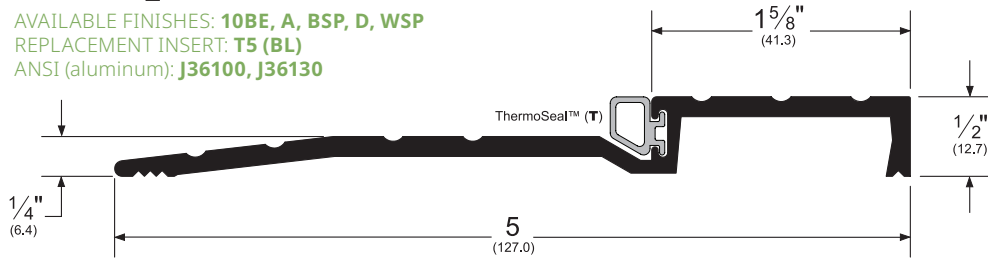
Experience a safer  
 and more open world

## ACOUSTIC THRESHOLDS

- Pemko's line of Acoustic Thresholds are designed to aid with a door's STC rating
- **2006STC** is only ADA compliant when installed butted to other flooring materials in accordance with ADA guidelines
- Thresholds will not improve a door's "sealed in-place" STC rating
- See the Acoustic Catalog Section or visit Pemko's website, [www.pemko.com](http://www.pemko.com), for more Acoustic products and additional information

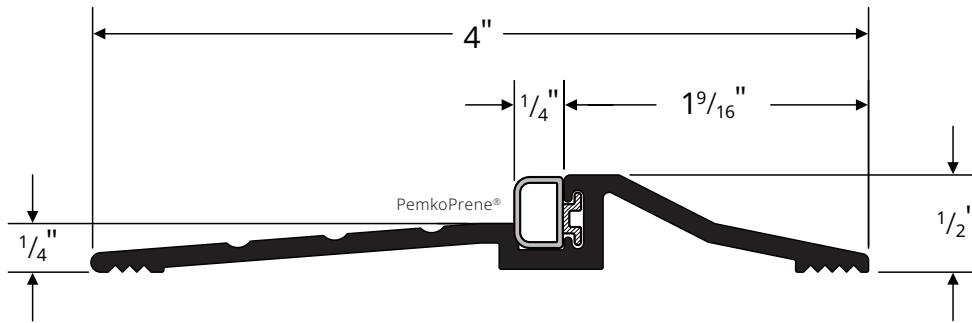
### 2006STC\_

AVAILABLE FINISHES: **10BE, A, BSP, D, WSP**  
 REPLACEMENT INSERT: **T5 (BL)**  
 ANSI (aluminum): **J36100, J36130**



### 2008\_PK

AVAILABLE FINISHES: **10BE, A, BSP, D, WSP**  
 REPLACEMENT INSERT: **PK381 (BL)**  
 ANSI (aluminum): **J36100, J36130**

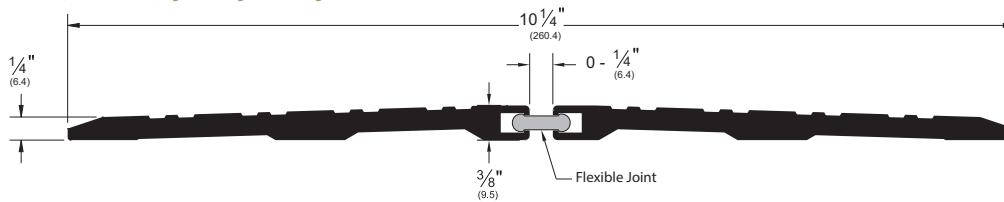


## THRESHOLD WITH FLEXIBLE JOINT

- Flexible joint allows the threshold to flex as much as 20° up or down
- Expands up to an additional 1/4"

### 573x5\_FG

AVAILABLE FINISHES: **A, D**  
 REPLACEMENT INSERT: **PK45 (BL)**  
 ANSI (aluminum): **J3219, J32190, J32193**



\* When used in such a manner that the slope is not steeper than 1:2, and the overall height is 1/2" or less and all other criteria are met.



NOTE: Products shown in this section may not be drawn to scale.

AVAILABLE FINISHES FOR PRODUCTS SHOWN ON THIS PAGE

**10BE** (Satin Bronze Powder Coated Aluminum) **A** (Mill Finish Aluminum) **BSP** (Black Suede Powder Coated Aluminum) **D** (Dark Bronze Anodized) **WSP** (White Suede Powder Coated Aluminum)



Experience a safer and more open world

800-824-3018 | [www.pemko.com](http://www.pemko.com)  
 Check the web site for the up-to-date catalog

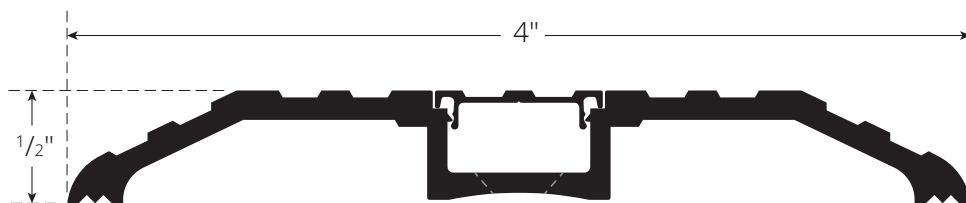
Copyright © 2015-2025, ASSA ABLOY Accessories and Door Controls Group, Inc., an ASSA ABLOY Group company. All rights reserved. Reproduction in whole or in part without the express written permission of ASSA ABLOY Accessories and Door Controls Group, Inc. is prohibited.

## CONCEALED FASTENER THRESHOLDS

- Material: 6063-T6 Aluminum Alloy and Temper
- Warranty: 5 years from purchase date

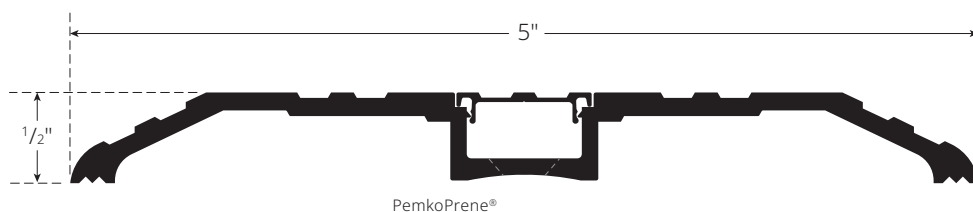
### 650

AVAILABLE FINISHES: **A, D**  
ANSI: **J32100, J32130**



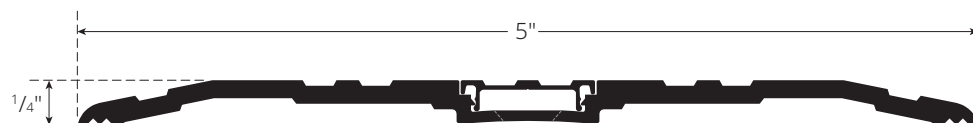
### 651

AVAILABLE FINISHES: **A, D**  
ANSI: **J32100, J32130**



### 671

AVAILABLE FINISHES: **A, D**  
ANSI: **J32100, J32130**



NOTE: Products shown in this section may not be drawn to scale.

AVAILABLE FINISHES FOR PRODUCTS SHOWN ON THIS PAGE  
**A** (Mill Finish Aluminum) **D** (Dark Bronze Anodized)

800-824-3018 | [www.pemko.com](http://www.pemko.com)  
Check the web site for the up-to-date catalog

Copyright © 2015-2025, ASSA ABLOY Accessories and Door Controls Group, Inc., an ASSA ABLOY Group company. All rights reserved.  
Reproduction in whole or in part without the express written permission of ASSA ABLOY Accessories and Door Controls Group, Inc. is prohibited.

**PEMKO**  
**ASSA ABLOY**

Experience a safer  
and more open world

## ECO-V™ THRESHOLDS

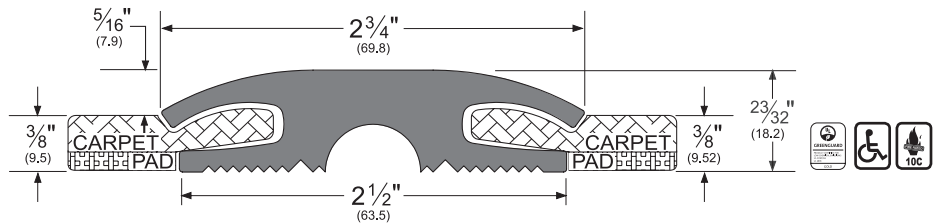
- Eco-V™ thresholds create an ideal transition where two different pieces of carpet meet, or carpet meets another surface under a door
- Ideal for use in any high-traffic commercial installation, such as hotels and offices
- Eco-V™ thresholds are manufactured from slightly softer material than competitive products. This aids in the cutting and fitting of the threshold and facilitates easier insertion of the carpet into the holding cavities on the carpet side(s) of the threshold
- Eco-V™ thresholds are designed to work in conjunction with Pemko's **2173\_V**, **2113\_V** and **2343\_V** door shoes
- **EV232**, **EV2325**, and **ADJ232V** thresholds meet the requirements outlined in **ADAAG-2010 (Amended)**; **ICC/ANSI A117.1** and **California Building Code**, Title 24 for Barrier-Free Entry - 1/2" max rise above finished floor

### EV232\_

AVAILABLE COLORS: **BL, D**

AVAILABLE LENGTHS: **36", 48", 73"**

Serves as a transition where two pieces of carpet meet beneath an interior door

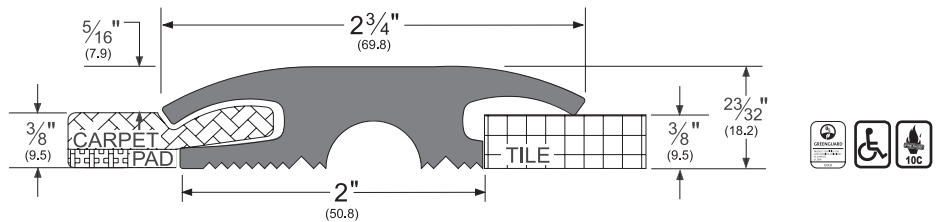


### EV2325\_

AVAILABLE COLORS: **BL, D**

AVAILABLE LENGTHS: **36", 48", 73"**

Serves as a transition where one piece of carpet meets tile beneath an interior door

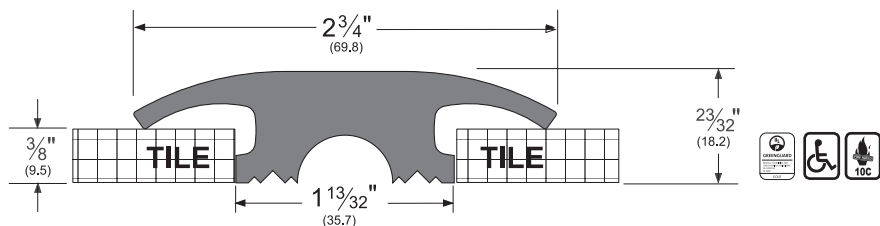


### EV2326\_

AVAILABLE COLORS: **BL, D**

AVAILABLE LENGTHS: **36", 48", 73"**

Serves as a transition where two pieces of tile meet beneath an interior door

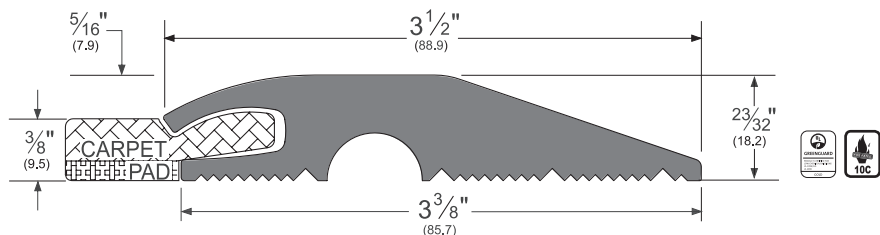


### EV2320\_

AVAILABLE COLOR: **BL**

AVAILABLE LENGTHS: **36", 48", 73"**

Serves as a transition where carpet meets concrete beneath an interior or exterior door

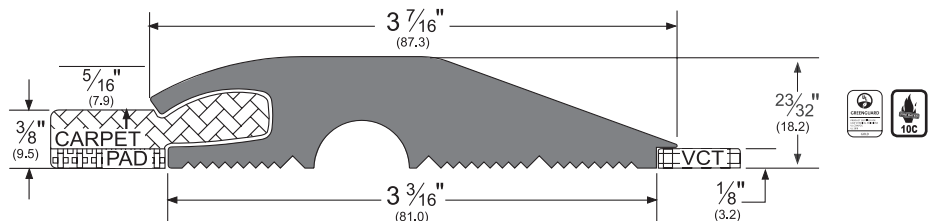


### EV2322\_

AVAILABLE COLOR: **BL**

AVAILABLE LENGTHS: **36", 48", 73"**

Serves as a transition where carpet meets 1/8" tile beneath an interior door



NOTE: Products shown in this section may not be drawn to scale.  
 AVAILABLE FINISHES FOR PRODUCTS SHOWN ON THIS PAGE  
**BL** (Black) **D** (Dark Brown)

**PEMKO**  
**ASSA ABLOY**

Experience a safer  
 and more open world

800-824-3018 | [www.pemko.com](http://www.pemko.com)  
 Check the web site for the up-to-date catalog

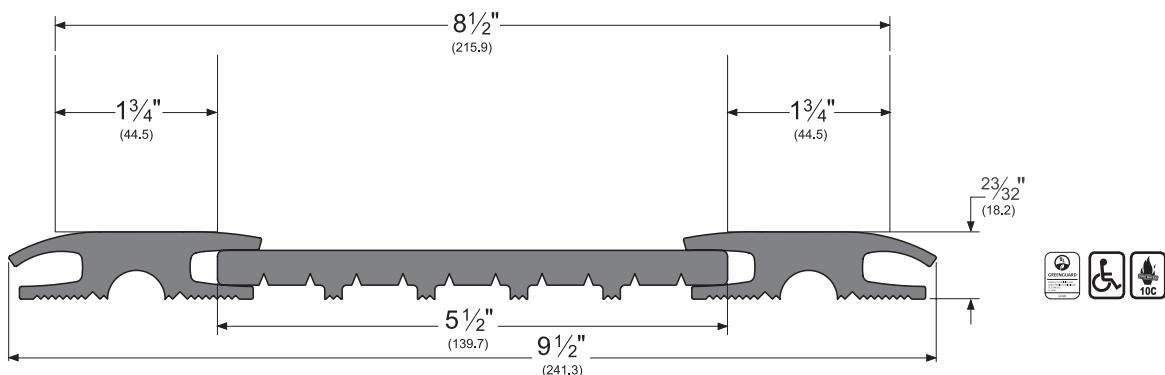
Copyright © 2015-2025, ASSA ABLOY Accessories and Door Controls Group, Inc., an ASSA ABLOY Group company. All rights reserved.  
 Reproduction in whole or in part without the express written permission of ASSA ABLOY Accessories and Door Controls Group, Inc. is prohibited.

## ADJUSTABLE-WIDTH ECO-V™ THRESHOLD

- The adjustable-width threshold is designed for installations where the widths of the transition beneath a door may need to change, without completely disassembling and reinstalling the threshold
- The adjustable-width threshold consists of two Eco-V™ end pieces and one Eco-V™ adjustable center section
- Center section (**EV2321** below) can easily be cut to size with a standard razor knife

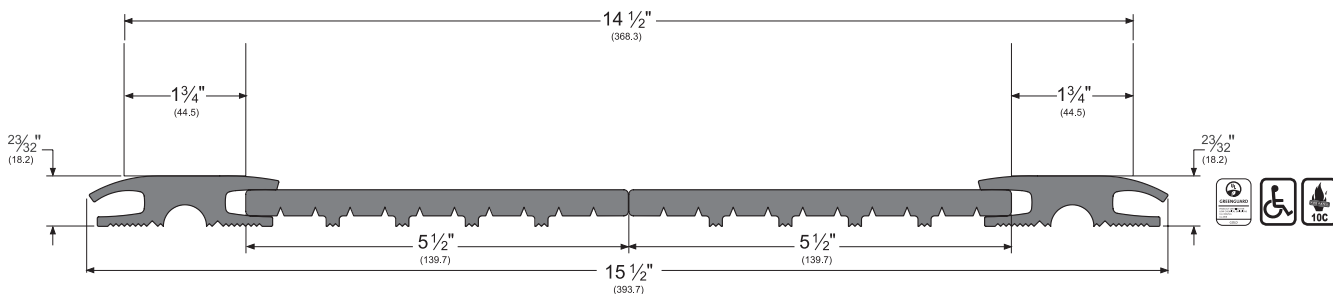
### ADJ232V8\_

AVAILABLE COLOR: **BL, D**  
 AVAILABLE LENGTHS: **36", 48"**



### ADJ232V14\_

AVAILABLE COLOR: **BL, D**  
 AVAILABLE LENGTHS: **36", 48"**

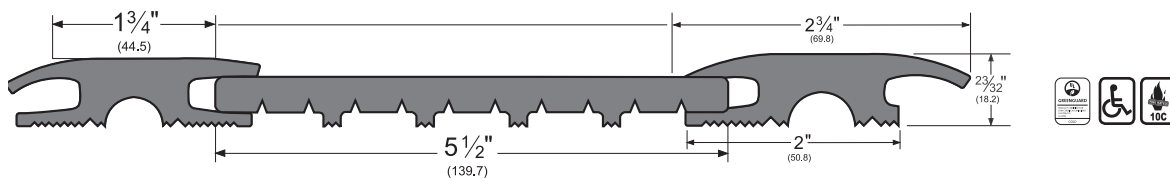


- Eco-V™ threshold ends can be used in many combinations to suit your flooring combination needs
- Shown below is **EV232** used with **EV2325** to illustrate use with carpet outside one communicating door and tile outside the other

### ADJ232x2325V8\_

AVAILABLE COLOR: **BL, D**  
 AVAILABLE LENGTHS: **36", 48", 73"**

Serves as a transition where carpet meets tile beneath an interior door



NOTE: Products shown in this section may not be drawn to scale.

AVAILABLE FINISHES FOR PRODUCTS SHOWN ON THIS PAGE  
**BL** (Black) **D** (Dark Brown)

800-824-3018 | [www.pemko.com](http://www.pemko.com)

Check the web site for the up-to-date catalog

Copyright © 2015-2025, ASSA ABLOY Accessories and Door Controls Group, Inc., an ASSA ABLOY Group company. All rights reserved. Reproduction in whole or in part without the express written permission of ASSA ABLOY Accessories and Door Controls Group, Inc. is prohibited.

**PEMKO**  
**ASSA ABLOY**

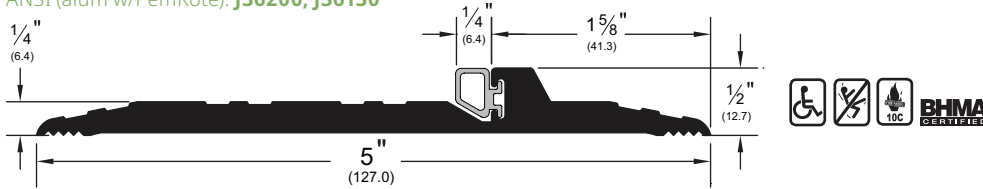
Experience a safer  
 and more open world

## HEAVY DUTY LATCHING PANIC EXIT SADDLE THRESHOLD

- Ideal for heavy-duty, high-traffic and high weight-bearing applications, such as industrial facilities, schools, cafeterias, manufacturing buildings and hospitals
- Withstands coastal and high-humidity conditions
- Ultra-durable, extra thick extruded nickel-aluminum construction is guaranteed for ten (10) years

### 2705\_T

AVAILABLE FINISHES: **10BE, A, AK, BSP, D, WSP**  
 ANSI (aluminum): **J35100, J35130, J36100, J36130**  
 ANSI (alum w/PemKote): **J36200, J36130**



All items on this page are available with PemKote™ non-slip coating (see General Information section). Please specify "PemKote™" when ordering. Please furnish drilling instructions when ordering PemKote™ as it is difficult to drill through this coating.

## HEAVY DUTY THRESHOLDS

- Ideal for heavy-duty, high-traffic and high weight-bearing applications, such as industrial facilities, schools, cafeterias, manufacturing buildings and hospitals
- Withstands coastal and high-humidity conditions
- Ultra-durable, extra thick extruded nickel-aluminum construction is guaranteed for ten (10) years

### 2715

AVAILABLE FINISHES: **10BE, A, AK, BSP, D, WSP**  
 ANSI (aluminum): **J32100, J32130**  
 ANSI (alum w/PemKote): **J32200, J32230**



All items on this page are available with PemKote™ non-slip coating (see General Information section). Please specify "PemKote™" when ordering. Please furnish drilling instructions when ordering PemKote™ as it is difficult to drill through this coating.

### 2716

AVAILABLE FINISHES: **10BE, A, AK, BSP, D, WSP**  
 ANSI (aluminum): **J32100, J32130**  
 ANSI (alum w/PemKote): **J32200, J32230**



### 1715\_

AVAILABLE FINISHES: **10BE, A, AK, BSP, D, WSP**  
 ANSI (aluminum): **J32100, J32130**  
 ANSI (alum w/PemKote): **J32200, J32230**  
 Allow 5/8" door clearance



NOTE: Products shown in this section may not be drawn to scale.

AVAILABLE FINISHES FOR PRODUCTS SHOWN ON THIS PAGE  
**10BE** (Satin Bronze Powder Coated Aluminum) **A** (Mill Finish Aluminum)  
**AK** (Mill Finish Aluminum w/PemKote™ Non-Slip Coating) **BSP** (Black Suede Powder Coated Aluminum)  
**D** (Dark Bronze Anodized) **WSP** (White Suede Powder Coated Aluminum)

NOTE: **D** is available with limited inventory



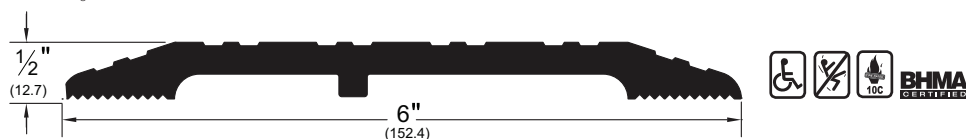
Experience a safer and more open world

800-824-3018 | www.pemko.com  
 Check the web site for the up-to-date catalog

## HEAVY DUTY THRESHOLDS (Cont.)

### 1716\_

AVAILABLE FINISHES: **10BE, A, AK, BSP, D, WSP**  
 ANSI (aluminum): **J32100, J32130**  
 ANSI (alum w/PemKote): **J32200, J32230**  
 Allow  $\frac{5}{8}$ " door clearance



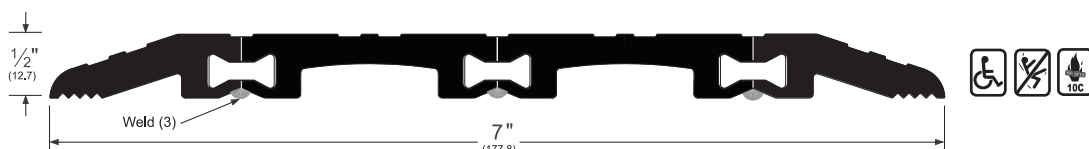
All items on this page are available with PemKote™ non-slip coating (see General Information section). Please specify "PemKote™" when ordering. Please furnish drilling instructions when ordering PemKote™ as it is difficult to drill through this coating.

## MODULAR HEAVY DUTY THRESHOLDS

- Modular construction allows threshold to fit openings up to 15" wide without the expense of custom cast thresholds. There is no restriction on width additions (in 1" increments)
- Modular Thresholds can be thermally broken. Order by adding "FG" to the part number and designate at which joint the thermal key should be supplied. Note that each thermal key will add  $\frac{1}{8}$ " to overall width of threshold.

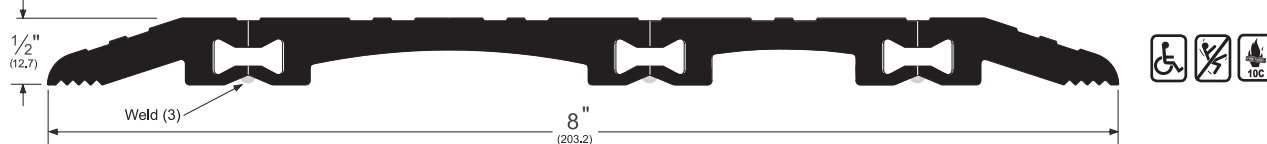
### 1717\_

AVAILABLE FINISHES: **10BE, A, AK, BSP, D, WSP**  
 Allow  $\frac{5}{8}$ " door clearance



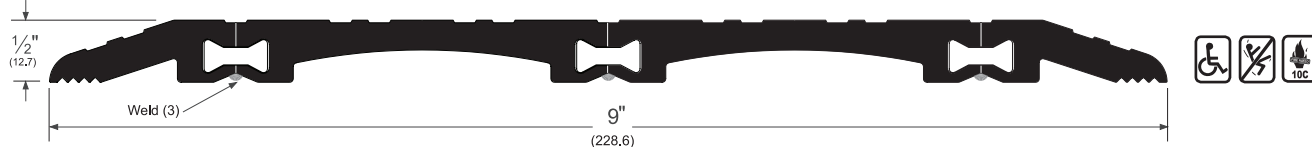
### 1718\_

AVAILABLE FINISHES: **10BE, A, AK, BSP, D, WSP**  
 Allow  $\frac{5}{8}$ " door clearance



### 1719\_

AVAILABLE FINISHES: **10BE, A, AK, BSP, D, WSP**  
 Allow  $\frac{5}{8}$ " door clearance



NOTE: Products shown in this section may not be drawn to scale.

#### AVAILABLE FINISHES FOR PRODUCTS SHOWN ON THIS PAGE

**10BE** (Satin Bronze Powder Coated Aluminum) **A** (Mill Finish Aluminum)  
**AK** (Mill Finish Aluminum w/PemKote™ Non-Slip Coating) **BSP** (Black Suede Powder Coated Aluminum)  
**D** (Dark Bronze Anodized) **WSP** (White Suede Powder Coated Aluminum)

NOTE: **D** is available with limited inventory

800-824-3018 | [www.pemko.com](http://www.pemko.com)

Check the web site for the up-to-date catalog


Copyright © 2015-2025, ASSA ABLOY Accessories and Door Controls Group, Inc., an ASSA ABLOY Group company. All rights reserved. Reproduction in whole or in part without the express written permission of ASSA ABLOY Accessories and Door Controls Group, Inc. is prohibited.

**PEMKO**  
**ASSA ABLOY**

Experience a safer  
 and more open world

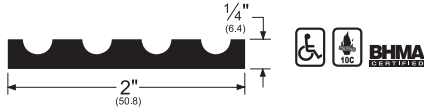
# FLOOR PLATES/SAFETY TREADS

- Pemko can fabricate almost any floor plate threshold you might require
- Furnished undrilled unless drilling instructions are specified when ordering
- Ordering of fasteners does not constitute drilling instructions
- Elevated floor plates require support every 4" on center, at welded seams, and as necessary for support
- Orders with "x" in the product number (i.e. 195 x 193 x 195) indicate welding

 Available with PemKote™ non-slip coating (see General Information section). Please specify "PemKote™" when ordering. Please furnish drilling instructions when ordering PemKote™ as it is difficult to drill through this coating.

## 190\_

AVAILABLE FINISHES: **10BE, A, BSP, D, WSP**  
 ANSI (aluminum): **J37100, J37130**  
 ANSI (brass): **J17100, J17130**



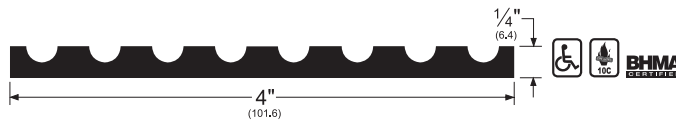
## 191\_

AVAILABLE FINISHES: **10BE, A, BSP, D, WSP**  
 ANSI (aluminum): **J37100, J37130**  
 ANSI (brass): **J17100, J17130**



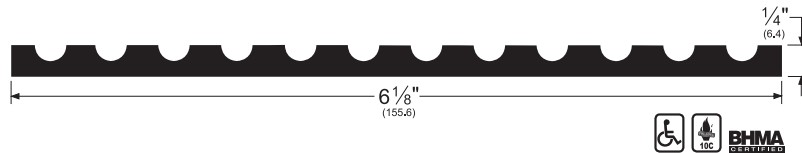
## 192\_

AVAILABLE FINISHES: **10BE, A, BSP, D, WSP**  
 ANSI (aluminum): **J37100, J37130**  
 ANSI (brass): **J17100, J17130**



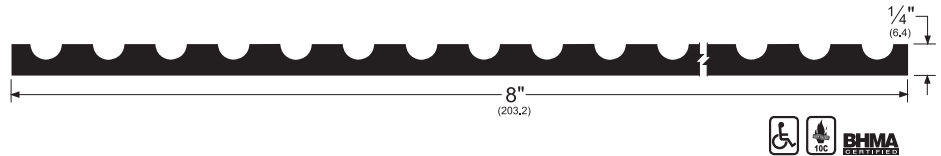
## 193\_

AVAILABLE FINISHES: **10BE, A, BSP, D, WSP**  
 ANSI (aluminum): **J37100, J37130**  
 ANSI (brass): **J17100, J17130**



## 228\_

AVAILABLE FINISHES: **10BE, A, BSP, D, WSP**  
 ANSI (aluminum): **J37100, J37130**  
 ANSI (brass): **J17100, J17130**



## 227\_

AVAILABLE FINISHES: **10BE, A, BSP, D, WSP**  
 ANSI (aluminum): **J33100, J33130**  
 ANSI (brass): **J13100, J13130**



## 229\_

AVAILABLE FINISHES: **10BE, A, BSP, D, WSP**  
 ANSI (aluminum): **J33100, J33130**



## 2266\_

AVAILABLE FINISHES: **10BE, A, BSP, D, WSP**  
 ANSI (aluminum): **J37100, J37130**



## 2286\_

AVAILABLE FINISHES: **10BE, A, BSP, D, WSP**  
 ANSI (aluminum): **J37100, J37130**



NOTE: Products shown in this section may not be drawn to scale.

AVAILABLE FINISHES FOR PRODUCTS SHOWN ON THIS PAGE  
**10BE** (Satin Bronze Powder Coated Aluminum) **A** (Mill Finish Aluminum)  
**BSP** (Black Suede Powder Coated Aluminum) **D** (Dark Bronze Anodized)  
**WSP** (White Suede Powder Coated Aluminum)



Experience a safer and more open world

800-824-3018 | www.pemko.com  
 Check the web site for the up-to-date catalog


Copyright © 2015-2025, ASSA ABLOY Accessories and Door Controls Group, Inc., an ASSA ABLOY Group company. All rights reserved. Reproduction in whole or in part without the express written permission of ASSA ABLOY Accessories and Door Controls Group, Inc. is prohibited.

## FLOOR PLATES/SAFETY TREADS (Cont.)

19125\_

AVAILABLE FINISHES: **10BE, A, AK, BSP, D, WSP**

ANSI (aluminum): **J37100, J37130**



## ALUMINUM PLATES

- Used where a cover plate, expansion joint plate, or wide extra-strength metal plate is needed
- Maximum length is 144". All aluminum plates are provided NET length
- Both length edges are beveled at a 45° angle; "single edge bevel" or "no bevel" is also available at no extra cost; length of plate should be roughly equal to width of opening.
- Plates are supplied undrilled unless otherwise specified. Pemko reserves the right to charge for special fastener patterns
- Plates are furnished with #10 x 1 1/2" wood screws. Screws supplied: one (1) screw per foot up to 8" wide; two (2) screws per foot 8" to 12" wide; and three (3) screws per foot over 12" wide
- Plates are ADA compliant only when ordered with PemKote finish

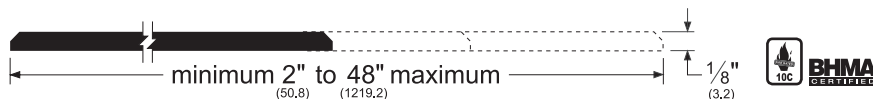


18/1\_ - (width x length)

AVAILABLE FINISH: **10BE, A, AK, BSP, WSP**

ANSI (aluminum): **J37300, J37330**

ANSI (alum w/PemKote): **J37400, J37430**

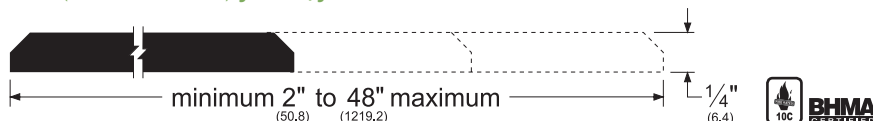


14/1\_ - (width x length)

AVAILABLE FINISH: **10BE, A, AK, BSP, WSP**

ANSI (aluminum): **J37300, J37330**

ANSI (alum w/PemKote): **J37400, J37430**



NOTE: Products shown in this section may not be drawn to scale.

AVAILABLE FINISHES FOR PRODUCTS SHOWN ON THIS PAGE

**10BE** (Satin Bronze Powder Coated Aluminum) **A** (Mill Finish Aluminum)

**AK** (Mill Finish Aluminum w/PemKote™ Non-Slip Coating) **BSP** (Black Suede Powder Coated Aluminum)

**D** (Dark Bronze Anodized) **WSP** (White Suede Powder Coated Aluminum)

NOTE: **D** is available with limited inventory

800-824-3018 | [www.pemko.com](http://www.pemko.com)

Check the web site for the up-to-date catalog

Copyright © 2015-2025, ASSA ABLOY Accessories and Door Controls Group, Inc., an ASSA ABLOY Group company. All rights reserved.  
Reproduction in whole or in part without the express written permission of ASSA ABLOY Accessories and Door Controls Group, Inc. is prohibited.

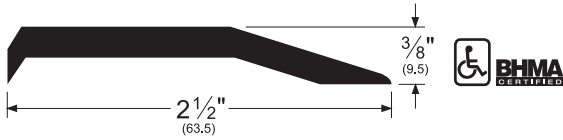
**PEMKO**  
**ASSA ABLOY**

Experience a safer  
and more open world

# CARPET SEPARATORS

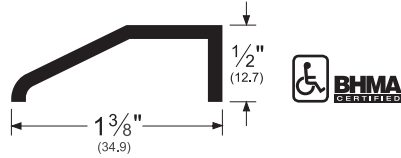
## 174\_

AVAILABLE FINISHES: **10BE, BSP, C, D, WSP**  
 ANSI (aluminum): **J32300, J32340**  
 ANSI (brass): **J17300, J17330**



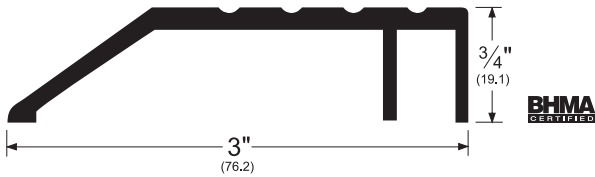
## 1951\_

AVAILABLE FINISHES: **A, D**  
 ANSI (aluminum): **J37300, J37330**  
 • Supplied undrilled unless otherwise specified  
 • ADA compliant when butted to 1/4" or 1/2" high flooring material



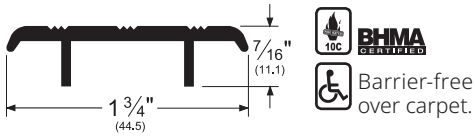
## 230\_

AVAILABLE FINISHES: **10BE, A, BSP, WSP**



## 236\_

AVAILABLE FINISHES: **10BE, A, BDG, BSP, D, WSP**  
 ANSI (aluminum): **J32134**



## 2364\_

AVAILABLE FINISHES: **10BE, A, BSP, D, WSP**  
 ANSI (aluminum): **J32134, J32140**



NOTE: Products shown in this section may not be drawn to scale.  
 AVAILABLE FINISHES FOR PRODUCTS SHOWN ON THIS PAGE  
**10BE** (Satin Bronze Powder Coated Aluminum) **A** (Mill Finish Aluminum)  
**BSP** (Black Suede Powder Coated Aluminum) **C** (Clear Anodized)  
**D** (Dark Bronze Anodized) **WSP** (White Suede Powder Coated Aluminum)



Experience a safer  
and more open world

800-824-3018 | [www.pemko.com](http://www.pemko.com)  
 Check the web site for the up-to-date catalog

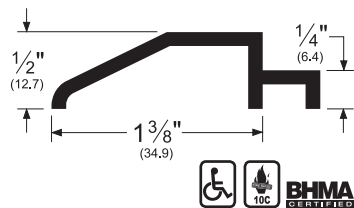
Copyright © 2015-2025, ASSA ABLOY Accessories and Door Controls Group, Inc., an ASSA ABLOY Group company. All rights reserved.  
 Reproduction in whole or in part without the express written permission of ASSA ABLOY Accessories and Door Controls Group, Inc. is prohibited.

## FLOOR PLATE SUPPORTS/ACCESSORIES

- Please see information under Floor Plates and Safety Treads (page 134-135)

### 195\_

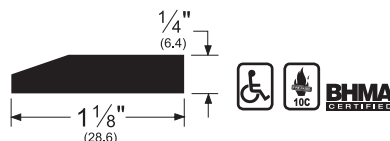
AVAILABLE FINISHES: **10BE, A, BSP, D, WSP**  
 ANSI (aluminum): **J37300**  
 ANSI (brass): **J17300**



### 196\_

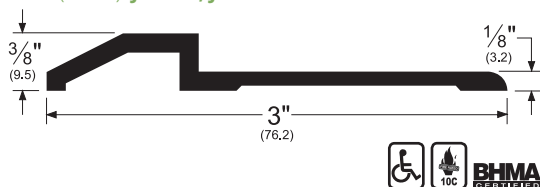
AVAILABLE FINISHES: **10BE, A, B, BSP, D, WSP**  
 ANSI (aluminum): **J37300, J37330**  
 ANSI (brass): **J17300, J17330**

When ordering, specify whether 196 material is to be used as trim or support



### 200\_

AVAILABLE FINISHES: **10BE, A, BSP, D, WSP**  
 ANSI (aluminum): **J37300, J37330**  
 ANSI (brass): **J17300, J17330**

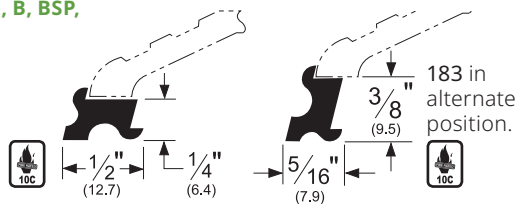


## ELEVATORS

- Elevators allow for custom sizing in offset conditions
- Fasteners are not included and are not required with these shapes when used in conjunction with a threshold

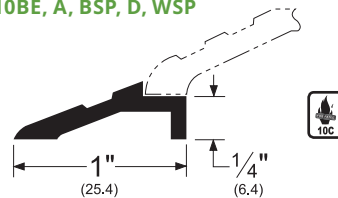
### 183\_

AVAILABLE FINISHES:  
**10BE, A, B, BSP, D, WSP**



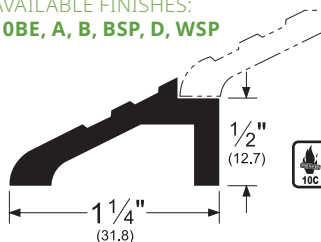
### 282\_

AVAILABLE FINISHES:  
**10BE, A, BSP, D, WSP**



### 283\_

AVAILABLE FINISHES:  
**10BE, A, B, BSP, D, WSP**



NOTE: Products shown in this section may not be drawn to scale.

AVAILABLE FINISHES FOR PRODUCTS SHOWN ON THIS PAGE  
**10BE** (Satin Bronze Powder Coated Aluminum) **A** (Mill Finish Aluminum)  
**B** (Mill Finish Extruded Bronze [Brass])  
**BSP** (Black Suede Powder Coated Aluminum) **C** (Clear Anodized)  
**D** (Dark Bronze Anodized) **WSP** (White Suede Powder Coated Aluminum)

800-824-3018 | [www.pemko.com](http://www.pemko.com)  
 Check the web site for the up-to-date catalog

Copyright © 2015-2025, ASSA ABLOY Accessories and Door Controls Group, Inc., an ASSA ABLOY Group company. All rights reserved.  
 Reproduction in whole or in part without the express written permission of ASSA ABLOY Accessories and Door Controls Group, Inc. is prohibited.

**PEMKO**  
**ASSA ABLOY**

Experience a safer  
 and more open world

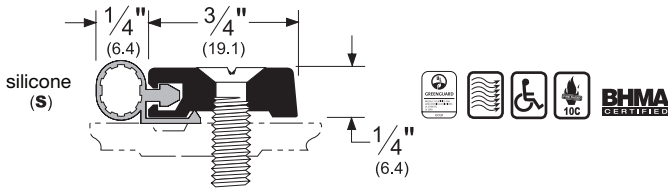
# THRESHOLD STOP STRIPS

- Use with standard flat top, saddle threshold to provide a door stop and seal at bottom of door
- Stop strips are supplied pre-drilled with #10-24 Phillips flat head machine screws of appropriate length
- These stops will affect the pivot hole location of an assembly

## 1842\_S

AVAILABLE FINISHES: **10BE, A, BSP, D, WSP**  
 REPLACEMENT INSERT: **S3 (BL, W)**

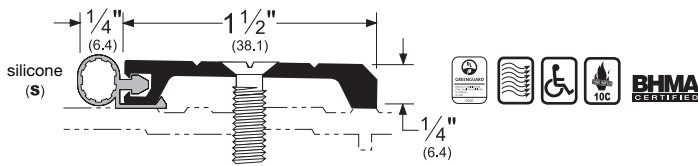
- Allow 1/8" door clearance from top of threshold
- Barrier-free with 1/4" saddle only



## 290\_SSTOP

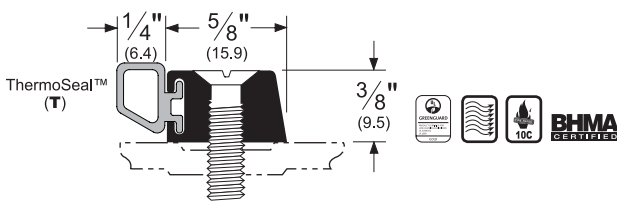
AVAILABLE FINISHES: **10BE, A, BSP, D, G, WSP**  
 REPLACEMENT INSERT: **S3 (BL, W)**

- Allow 1/8" door clearance from top of threshold
- Barrier-free with 1/4" saddle only



## 184\_T

AVAILABLE FINISHES: **10BE, A, BSP, D, WSP**  
 REPLACEMENT INSERT: **T5 (BL)**



Alternate Inserts

**1842\_PK**  
**290\_PKSTOP**  
 REPLACEMENT INSERT:  
**PK47 (BL, GR)**

Alternate Inserts

**1842\_V**  
**290\_VSTOP**  
 REPLACEMENT INSERT:  
**EV47 (BL, GR, W)**

Alternate Inserts

**184\_P**  
 REPLACEMENT INSERT:  
**P2 (BL, GR)**

Alternate Inserts

**184\_V**  
 REPLACEMENT INSERT:  
**EV41 (BL, GR, W)**

NOTE: Products shown in this section may not be drawn to scale.

**AVAILABLE FINISHES FOR PRODUCTS SHOWN ON THIS PAGE**

**10BE** (Satin Bronze Powder Coated Aluminum) **A** (Mill Finish Aluminum) **B** (Mill Finish Extruded Bronze [Brass])  
**BSP** (Black Suede Powder Coated Aluminum) **D** (Dark Bronze Anodized) **G** (Gold Anodized)  
**WSP** (White Suede Powder Coated Aluminum)

NOTE: **G** is available with limited inventory



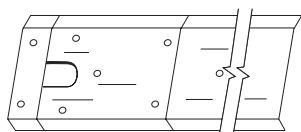
Experience a safer  
and more open world

## FLOOR CLOSER THRESHOLDS/COVER PLATE ASSEMBLIES

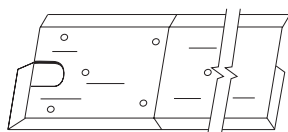
- **TYPE OF ASSEMBLY** – Type 11 or 14 for center hung, Type 13 or 15 for offset hung
- **MATERIALS** – Saddles, floor plates, supports, risers, elevators, and stop strips
- **CLOSER TO BE USED** – Manufacturer and model number
- **NET LENGTH** – Jamb-to-jamb. Assembly Types 11, 13 and 14 are cut with center section  $\frac{1}{2}$ " over net length up to 48" and 1" over net length over 48" to allow for fitting on the job. Please specify "net length", if required. Assembly Type 15 is cut at net length because of factory-cut miters
- **HANDING** – For single doors, specify right or left hand. For pairs of doors, handing is not required
- **SPECIAL FINISHES** – Examples include polished, oxidized and oil rubbed, and PemKote™
- **SPECIAL FASTENERS** – For center section only. Examples include: MSES, FHSL25, and MSES-SS
- **SPECIAL FABRICATION INSTRUCTIONS** – Notching, full miters, etc. Assembly Type 11 is supplied without mitered ends, and assembly Types 13, 14 and 15 are supplied with both ends mitered. Also, when ordering stop strips (shown on page 132), specify door thickness and pivot offset so that the threshold assembly width and pivot dimension can be determined
- **RETURNS AND ALLOWANCES** – Restock fee for "custom" material applies to these products



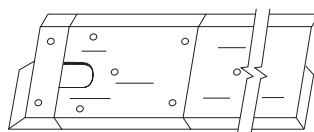
THRESHOLD WIDTH	FASTENER ROWS	THRESHOLD WIDTH	FASTENER ROWS
2" to 7 $\frac{7}{8}$ "	1 Row	19" to 24 $\frac{7}{8}$ "	4 Rows
8" to 12 $\frac{7}{8}$ "	2 Rows	25" to 30 $\frac{7}{8}$ "	5 Rows
13" to 18 $\frac{7}{8}$ "	3 Rows	31" to 36 $\frac{7}{8}$ "	6 Rows



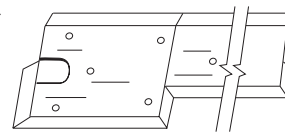
**TYPE 11**  
Center hung



**TYPE 13**  
Offset



**TYPE 14**  
Center hung



**TYPE 15**  
Offset

THRESHOLDS FOR TYPE 11, 13, 14				
SIZE	PRODUCT NUMBER	FINISHES	PRODUCT NUMBER	FINISHES
$\frac{1}{2}$ " x 7"	176_	A, D, G		
$\frac{1}{4}$ " x 7"	276_	A, B, D, G		
$\frac{1}{2}$ " x 8"	2548_	A, D, G	254_ x 4_	B
$\frac{1}{4}$ " x 8"	2748_	A, D, G	274_ x 4_	B
$\frac{1}{2}$ " x 8 $\frac{7}{8}$ "	193_ x 2/195_	A, D, G		
* $\frac{3}{4}$ " x 12" x $\frac{1}{4}$ "	257_ x 259_	A, B, D, G		

\* Ramp threshold for  $\frac{1}{2}$ " offset.

Pemko	Rixson
Type 11	Type 1
Type 13	Type 3
Type 14	Type 4
Type 15	Type 5

THRESHOLDS FOR TYPE 15				
SIZE	PRODUCT NUMBER	FINISHES	PRODUCT NUMBER	FINISHES
$\frac{1}{2}$ " x 7" x 4"	176_ x 170_	A, D, G		
$\frac{1}{4}$ " x 7" x 4"	276_ x 270_	A, B, D, G		
$\frac{1}{2}$ " x 7" x 5"	176_ x 171_	A, D, G		
$\frac{1}{4}$ " x 7" x 5"	276_ x 271_	A, B, D, G		
$\frac{1}{2}$ " x 8" x 4"	2548_ x 170_	A, D, G	254 x 4_ x 170_	B
$\frac{1}{4}$ " x 8" x 4"	2748_ x 270_	A, D, G	274 x 4_ x 270_	B
$\frac{1}{2}$ " x 8" x 5"	2548_ x 171_	A, D, G	254 x 4_ x 171_	B
$\frac{1}{4}$ " x 8" x 5"	2748_ x 271_	A, D, G	274 x 4_ x 271_	B

NOTE: Products shown in this section may not be drawn to scale.

AVAILABLE FINISHES FOR PRODUCTS SHOWN ON THIS PAGE

**A** (Mill Finish Aluminum) **B** (Mill Finish Extruded Bronze [Brass]) **D** (Dark Bronze Anodized) **G** (Gold Anodized)

NOTE: **G** is available with limited inventory

800-824-3018 | [www.pemko.com](http://www.pemko.com)

Check the web site for the up-to-date catalog

Copyright © 2015-2025, ASSA ABLOY Accessories and Door Controls Group, Inc., an ASSA ABLOY Group company. All rights reserved. Reproduction in whole or in part without the express written permission of ASSA ABLOY Accessories and Door Controls Group, Inc. is prohibited.

**PEMKO**  
**ASSA ABLOY**

Experience a safer  
and more open world

## ANSI/BHMA A156.21 THRESHOLDS - CROSS REFERENCE

- Following a profile number, “**A**” signifies the base metal as aluminum and will include any anodized finish
- Following a profile number, “**B**” signifies the base metal as architectural bronze [brass]
- Consult [www.buildershardware.com](http://www.buildershardware.com) for the most up-to-date BHMA Certified Product Directory (CPD) information

ANSI No.	Pemko Item#
J12100	170B, 171B, 172B, 176B, 198B, 254x4B, 254x5B, 255x5B, 270B, 271B, 272B, 274x4B, 276B
J12130	170B, 171B, 172B, 176B, 254x4B, 254x5B, 255x5B, 270B, 271B, 272B, 274x4B, 276B
J12134	236B, 2364B
J12139	252x2BFG, 252x3BFG, 253x3BFG, 253x4BFG, 254x4BFG, 254x5BFG, 255x5BFG, 273x3BFG, 273x4BFG, 274x4BFG
J12190	252x2BFG, 252x3BFG, 253x3BFG, 253x4BFG, 254x4BFG, 254x5BFG, 255x5BFG, 273x3BFG, 273x4BFG, 274x4BFG
J12193	252x2BFG, 252x3BFG, 253x3BFG, 253x4BFG, 254x4BFG, 254x5BFG, 273x3BFG, 273x4BFG, 274x4BFG
J12300	151B, 173B, 175B
J12330	151B, 173B, 175B
J13100	227B, 252B, 253B, 254B, 255B, 273B, 274B
J13130	227B, 252B, 253B, 254B, 255B, 273B, 274B
J13133	273B, 274B
J14170	101B, 108B, 114B
J15100	177B, 181B, 2005B, 252x226B, 253x226B, 254x226B, 255x226B
J15130	2005B
J15190	252x226BFG, 253x226BFG, 254x226BFG, 255x226BFG
J15300	159B
J16100	177BT, 181BT, 2005B, 2005BT, 252x226BT, 253x226BT, 254x226BT, 255x226BT
J16130	2005B
J16300	159BT
J17300	174B, 195B, 196B, 200B
J17330	174B, 195B, 196B, 200B
J18130	257B, 259B, 275x259B
J19100	176B, 254x4B, 257B/259B, 274x4B, 276B
J19130	176B, 254x4B, 257B/259B, 274x4B, 276B
J19135	176B, 176B, 176Bx170B, 176Bx171B, 254x4B, 254x4B, 254x4Bx170B, 254x4Bx171B, 257B/259B, 257B/259B, 274x4B, 274x4B, 274x4Bx270B, 274x4Bx271B, 276B, 276B, 276Bx270B, 276Bx271B
J19150	176B, 176B, 176Bx170B, 176Bx171B, 254x4B, 254x4Bx170B, 254x4Bx171B, 257B/259B, 274x4B, 274x4B, 274x4Bx270B, 274x4Bx271B, 276B, 276B, 276Bx270B, 276Bx271B
J31100	206AV, 207AV
J32100	156A, 1571A, 157A, 158A, 166A, 169A, 1700A, 170A, 1715A, 171A, 172A, 176A, 182A, 198A, 2548A, 2549A, 2550A, 2555x253A, 256x6A, 256x6A, 270A, 2715A, 2716A, 271A, 2727A, 272A, 2746x6A, 2748A, 2749A, 2750A, 276A



Experience a safer  
and more open world

800-824-3018 | [www.pemko.com](http://www.pemko.com)  
Check the web site for the up-to-date catalog

Copyright © 2015-2025, ASSA ABLOY Accessories and Door Controls Group, Inc., an ASSA ABLOY Group company. All rights reserved.  
Reproduction in whole or in part without the express written permission of ASSA ABLOY Accessories and Door Controls Group, Inc. is prohibited.

## ANSI/BHMA A156.21 THRESHOLDS - CROSS REFERENCE (Cont.)

ANSI No.	Pemko Item#
J32130	158A, 166A, 169A, 1700A, 1701A, 1715A, 1716A, 1716A, 171A, 172A, 176A, 2548A, 2549A, 2550A, 2555x253A, 256x6A, 256x6A, 270A, 2715A, 2716A, 271A, 2727A, 272A, 2746x6A, 2748A, 2749A, 2750A, 276A
J32134	236A, 2364A, 2366A
J32138	158A, 2727A
J32139	252x2AFG, 252x3AFG, 253x3AFG, 253x4AFG, 253x6AFG, 254x4AFG, 254x5AFG, 2555x253AFG, 255x5AFG, 256x6AFG, 273x3AFG, 273x4AFG, 2746x6AFG, 274x4AFG
J32140	236A
J32180	157A, 1571A, 158A, 182A, 2727A
J32190	252x2AFG, 252x3AFG, 253x3AFG, 253x4AFG, 253x6AFG, 254x4AFG, 254x5AFG, 2555x253AFG, 255x5AFG, 256x6AFG, 273x3AFG, 273x4AFG, 2746x6AFG, 274x4AFG
J32193	252x2AFG, 252x3AFG, 253x3AFG, 253x4AFG, 253x6AFG, 254x4AFG, 254x5AFG, 2555x253AFG, 255x5AFG, 256x6AFG, 273x3AFG, 273x4AFG, 2746x6AFG, 274x4AFG
J32200	1715AK, 2715AK, 2716AK
J32230	1715AK, 1716AK, 2715AK, 2716AK
J32300	151A, 1546A, 1547A, 154A, 173A, 174A, 175A
J32330	151A, 1546A, 1547A, 154A, 173A, 174A, 175A
J33100	157A, 1571A, 182A, 1875A, 1877A, 227A, 229A, 252A, 253A, 254A, 2555A, 255A, 2565A, 256A, 273A, 2746A, 274A, 278A, 279A
J33130	227A, 229A, 252A, 253A, 254A, 255A, 2565A, 256A, 273A, 2746A, 274A, 278A, 279A
J33133	273A, 2746A, 274A, 278A, 279A
J33180	1875A, 1877A
J34170	101A, 107A, 114A, 121A, 123A
J35100	177A, 179A, 181A, 2005A, 2006A, 2008A, 252x226A, 253x226A, 254x226A, 255x226A, 2705A, 277A
J35130	2005A, 206A, 2008A, 2705A
J35190	252x226AFG, 253x226AFG, 254x226AFG, 255x226AFG
J35300	159A, 185A, 1855A
J36100	177AT, 179AT, 181AT, 2005AT, 2006AT, 2006STC, 2007AT, 2008APK, 2009APK, 2010APK, 252x226A, 252x266A, 253x226A, 254x226AT, 255x226AT, 2705A, 277AR, 277AS
J36130	2005A, 2005AT, 2006AT, 2006STC, 2008APK, 2009APK, 2010APK, 2705A, 273x224AFG, 273x292AFG, 2746x292AFG, 274x224AFG, 274x292AFG, 278x224AFG, 278x292AFG, 279x224AFG, 279x292AFG
J36139	273x224AFG, 273x292AFG, 2746x292AFG, 274x224AFG, 274x292AFG, 278x224AFG, 278x292AFG, 279x224AFG, 279x292AFG
J36190	252x226AFGT, 253x226AFG, 253x226BFG, 254x226AFG, 255x226AFG, 273x224AFG, 273x292AFG, 2746x292AFG, 274x224AFG, 274x292AFG, 278x224AFG, 278x292AFG, 279x224AFG, 279x292AFG
J36193	273x224AFG, 273x292AFG, 2746x292AFG, 274x224AFG, 274x292AFG, 278x224AFG, 278x292AFG, 279x224AFG, 279x292AFG
J36200	2705AK
J36230	2705AK

## ANSI/BHMA A156.21 THRESHOLDS - CROSS REFERENCE (Cont.)

ANSI No.	Pemko Item#
J36300	159AT, 185AT, 1855AT
J37100	190A, 191A, 192A, 193A, 228A, 2266A, 2286A, 19125A
J37130	190A, 191A, 192A, 193A, 228A, 2266A, 2286A, 19125A
J37200	190AK, 191AK, 192AK, 193AK, 19125AK
J37230	190AK, 191AK, 192AK, 193AK, 19125AK
J37300	14/1A, 18/1A, 194A, 1951A, 195A, 196A, 200A
J37330	14/1A, 174C, 18/1A, 1951A, 195A, 196A, 200A
J37400	14/1A, 18/1A
J37430	14/1A, 18/1A
J38130	257A, 259A, 257x259A, RAMP10A, RAMP11A, RAMP12A, RAMP1A, RAMP2A, RAMP3A, RAMP4A, RAMP5A, RAMP6A, RAMP7A, RAMP8A, RAMP9A, WING10, WING16, WINGEXT
J38230	257AK, 259AK, 257x259AK, 257x259BK, RAMP10AK, RAMP11AK, RAMP12AK, RAMP1AK, RAMP2AK, RAMP3AK, RAMP4AK, RAMP5AK, RAMP6AK, RAMP7AK, RAMP8AK, RAMP9AK, WING10K, WING16K, WINGEXT
J39100	176A, 193Ax2/195A, 2548A, 257Ax259A, 2748A, 276A, RAMP1A
J39130	176A, 193Ax2/195A, 2548A, 257Ax259A, 2748A, 276A, RAMP1A
J39135	176A, 176Ax170A, 176Ax171A, 2548A, 2548Ax170A, 2548Ax171A, 257Ax259A, 2748A, 2748Ax270A, 2748Ax271A, 276A, 276Ax270A, 276Ax271A, RAMP1A
J39150	176A, 176Ax170A, 176Ax171A, 2548A, 2548Ax170A, 2548Ax171A, 257Ax259A, 2748A, 2748Ax270A, 2748Ax271A, 276A, 276Ax270A, 276Ax271A, RAMP1A
J52300	154SS, 158SS, 175SS
J52330	154SS, 175SS, 252x2SSFG, 252x3SSFG, 252x4SSFG, 253x3SSFG, 253x4SSFG, 254x4SSFG
J52338	158SS
J52339	252x2SSFG, 252x3SSFG, 252x4SSFG, 253x3SSFG, 253x4SSFG, 254x4SSFG
J52380	158SS
J52390	252x2SSFG, 252x3SSFG, 252x4SSFG, 253x3SSFG, 253x4SSFG, 254x4SSFG
J52393	252x2SSFG, 252x3SSFG, 252x4SSFG, 253x3SSFG, 253x4SSFG, 254x4SSFG
J53300	252SS, 253SS, 254SS
J53330	252SS, 253SS, 254SS
J53300	252SS, 253SS, 254SS
J53330	252SS, 253SS, 254SS


# PEMKO MODULAR RAMPS

## CONTENTS:

Ramp Ordering Information.....	122
Modular Ramp Threshold Assemblies - Flush Applications.....	123
Modular Ramp Threshold Assemblies - Offset (7" Top Plate).....	124
Modular Ramp Threshold Assemblies - Offset (3½" Top Plate).....	125
Modular Ramp Threshold Components.....	126
Modular Ramp Threshold Assemblies - Variables.....	127
Risers for Modular Ramps.....	127
Miter Returns For All Modular Ramp Thresholds.....	128
Barrier-Free Ramp Thresholds.....	129
Fire Retardant and Styrene Butadiene Rubber Ramp Thresholds.....	130
Recycled Rubber Ramp Assembly.....	131

## INDEX:

<u>PRODUCT</u>	<u>PAGE</u>	<u>PRODUCT</u>	<u>PAGE</u>	<u>PRODUCT</u>	<u>PAGE</u>
257.....	129	R1OSSMR.....	125	RAMP 6.....	126
257x259.....	129	R2.25F.....	123	RAMP 7.....	127
259.....	129	R2.25FMR.....	123	RAMP 8.....	126
R1.5F.....	123	R2F.....	123	RAMP 8.....	127
R1.5FMR.....	123	R2FMR.....	123	RAMP 9.....	126
R1.5OS.....	124	R2OS.....	124	RAMP 10.....	126
R1.5OSMR.....	124	R2OSMR.....	124	RAMP 11.....	126
R1.5OSS.....	125	R2OSS.....	125	RAMP 12.....	126
R1.5OSSMR.....	125	R2OSSMR.....	125	RAMP 13.....	127
R1.25F.....	123	R.5F.....	123	RAMP 14.....	127
R1.25FMR.....	123	R.5FMR.....	123	RR1.....	130
R1.25OS.....	124	R.5OS.....	124	RR1.25FMR.....	131
R1.25OSMR.....	124	R.5OSMR.....	124	RR2.....	130
R1.25OSS.....	125	R.5OSS.....	125	RVAR1/A.....	127
R1.25OSSMR.....	125	R.5OSSMR.....	125	RVAR1/AK.....	127
R1.75F.....	123	R.75F.....	123	RVARIOSS.....	127
R1.75FMR.....	123	R.75FMR.....	123	SBR1F.....	130
R1.75OS.....	124	R.75OS.....	124	SBR1FMR.....	130
R1.75OSMR.....	124	R.75OSMR.....	124	SBR.5F.....	130
R1.75OSS.....	125	R.75OSS.....	125	SBR.5FMR.....	130
R1.75OSSMR.....	125	R.75OSSMR.....	125	WING 10_H.....	128
R1F.....	123	RAMP 1.....	126	WING 16_H.....	128
R1FMR.....	123	RAMP 2.....	127	WING EXT_H.....	128
R1OS.....	124	RAMP 3.....	126		
R1OSMR.....	124	RAMP 4.....	126		
R1OSS.....	125	RAMP 5.....	126		



800-824-3018 | [www.pemko.com](http://www.pemko.com)  
Check the web site for the up-to-date catalog

Copyright © 2015-2025, ASSA ABLOY Accessories and Door Controls Group, Inc., an ASSA ABLOY Group company. All rights reserved.  
Reproduction in whole or in part without the express written permission of ASSA ABLOY Accessories and Door Controls Group, Inc. is prohibited.

**PEMKO**  
**ASSA ABLOY**

Experience a safer  
and more open world

# RAMP ORDERING INFORMATION

## Flush Applications

Example: R 1 F MR AK

Product	Floor Offset Height	Application	Option	Finish
R = Ramp	.5 = 1/2" .75 = 3/4" 1 = 1" 1.25 = 1-1/4" 1.5 = 1-1/2" 1.75 = 1-3/4" 2 = 2" 2.25 = 2-1/4"	F = Flushes out to floor offset	MR = Miter Return (1 pair)	A = Aluminum (mill finish) AK = PemKote™ (skid-resistant surface)

## Offset Applications - 7" Top Plate

Example: R 1 OS MR AK

Product	Floor Offset Height	Application	Option	Finish
R = Ramp	.5 = 1/2" .75 = 3/4" 1 = 1" 1.25 = 1-1/4" 1.5 = 1-1/2" 1.75 = 1-3/4" 2 = 2"	OS = Up & over offset w/ 7" top plate	MR = Miter Return (1 pair)	A = Aluminum (mill finish) AK = PemKote™ (skid-resistant surface)

## Offset Applications - 3 1/2" Top Plate

Example: R 2 OSS MR AK

Product	Floor Offset Height	Application	Option	Finish
R = Ramp	.5 = 1/2" .75 = 3/4" 1 = 1" 1.25 = 1-1/4" 1.5 = 1-1/2" 1.75 = 1-3/4" 2 = 2"	OSS = Up & over offset w/ 3-1/2" top plate	MR = Miter Return (1 pair)	A = Aluminum (mill finish) AK = PemKote™ (skid-resistant surface)



Experience a safer and more open world

800-824-3018 | [www.pemko.com](http://www.pemko.com)  
Check the web site for the up-to-date catalog


Copyright © 2015-2025, ASSA ABLOY Accessories and Door Controls Group, Inc., an ASSA ABLOY Group company. All rights reserved. Reproduction in whole or in part without the express written permission of ASSA ABLOY Accessories and Door Controls Group, Inc. is prohibited.

# MODULAR RAMP THRESHOLD ASSEMBLIES

- Assemblies accommodate 1/2" to 2 1/4" floor offsets in meeting the 1:12 slope requirements of the "Americans with Disabilities Act". Even higher offsets can be accommodated by using the risers, **RAMP13\_** and **RAMP14\_**
- "MR" in a product number denotes that one-pair of miter returns (and extenders, if applicable) is included. Otherwise, we recommend filling and feathering the threshold ends with grout. Do not leave threshold ends open
- Miter Returns are available for offsets up to 2 1/4"

- Assemblies are supplied with #10 stainless steel wood screws. Stainless steel machine screws and expansion shields are available at an extra cost
- Assemblies allow for custom fabrication; please consult Pemko Customer Service
- Assemblies are provided NET length
- Miter returns will add 2 pieces to total components; miter returns with extenders will add 4 pieces to total components

## Flush Applications

PemKote™ is highly recommended for all threshold assemblies, especially exterior conditions where moisture may be present.  Only with PemKote™ Non-Slip Coating

### 1/2" Floor Offset



R.5F\_ AVAILABLE FINISHES: **10BE, A, AK, BSP, WSP**  
 R.5FMR\_ \*\* ASSEMBLY LENGTH: 6 1/8"  
 # OF COMPONENTS: 1



### 3/4" Floor Offset



R.75F\_ AVAILABLE FINISHES: **10BE, A, AK, BSP, WSP**  
 R.75FMR\_ \*\* ASSEMBLY LENGTH: 9 1/4"  
 # OF COMPONENTS: 2



### 1" Floor Offset



R1F\_ AVAILABLE FINISHES: **10BE, A, AK, BSP, WSP**  
 R1FMR\_ \*\* ASSEMBLY LENGTH: 12 3/8"  
 # OF COMPONENTS: 2



### 1 1/4" Floor Offset



R1.25F\_ AVAILABLE FINISHES: **10BE, A, AK, BSP, WSP**  
 R1.25FMR\_ \*\* ASSEMBLY LENGTH: 15 1/2"  
 # OF COMPONENTS: 3



### 1 1/2" Floor Offset



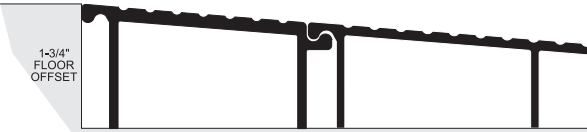
R1.5F\_ AVAILABLE FINISHES: **10BE, A, AK, BSP, WSP**  
 R1.5FMR\_ \*\* ASSEMBLY LENGTH: 18 3/8"  
 # OF COMPONENTS: 3



### 1 3/4" Floor Offset



R1.75F\_ AVAILABLE FINISHES: **10BE, A, AK, BSP, WSP**  
 R1.75FMR\_ \*\* ASSEMBLY LENGTH: 21 3/4"  
 # OF COMPONENTS: 4



### 2" Floor Offset




R2F\_ AVAILABLE FINISHES: **10BE, A, AK, BSP, WSP**  
 R2FMR\_ \*\* ASSEMBLY LENGTH: 24 7/8"  
 # OF COMPONENTS: 4



### 2 1/4" Floor Offset



R2.25F\_ AVAILABLE FINISHES: **10BE, A, AK, BSP, WSP**  
 R2.25FMR\_ \*\* ASSEMBLY LENGTH: 28"  
 # OF COMPONENTS: 5



Complete assembly drawings available online  
 NOTE: Greater offset may be accomplished by using Pemko risers.  
 \*\*Miter Returns are not ADA Compliant

AVAILABLE FINISHES FOR PRODUCTS SHOWN ON THIS PAGE  
**10BE** (Satin Bronze Powder Coated Aluminum) **A** (Mill Finish Aluminum) **AK** (Mill Finish Aluminum with PemKote™ Non-Slip Coating) **BSP** (Black Suede Powder Coated Aluminum) **WSP** (White Suede Powder Coated Aluminum)  
 800-824-3018 | www.pemko.com

Check the web site for the up-to-date catalog

Copyright © 2015-2025, ASSA ABLOY Accessories and Door Controls Group, Inc., an ASSA ABLOY Group company. All rights reserved. Reproduction in whole or in part without the express written permission of ASSA ABLOY Accessories and Door Controls Group, Inc. is prohibited.

**PEMKO**  
**ASSA ABLOY**

Experience a safer  
 and more open world

# OFFSET APPLICATIONS (7" TOP PLATE)

## 1/2" Floor Offset



R.5OS\_  
R.5OSMR\_ \*\*  
AVAILABLE FINISHES: **10BE, A, AK, BSP, WSP**  
ASSEMBLY LENGTH\*: 16 1/4"  
# OF COMPONENTS: 3



## 3/4" Floor Offset



R.75OS\_  
R.75OSMR\_ \*\*  
AVAILABLE FINISHES: **10BE, A, AK, BSP, WSP**  
ASSEMBLY LENGTH\*: 19 3/8"  
# OF COMPONENTS: 3



## 1" Floor Offset



R1OS\_  
R1OSMR\_ \*\*  
AVAILABLE FINISHES: **10BE, A, AK, BSP, WSP**  
ASSEMBLY LENGTH\*: 22 1/2"  
# OF COMPONENTS: 4



## 1 1/4" Floor Offset



R1.25OS\_  
R1.25OSMR\_ \*\*  
AVAILABLE FINISHES: **10BE, A, AK, BSP, WSP**  
ASSEMBLY LENGTH\*: 25 5/8"  
# OF COMPONENTS: 4



## 1 1/2" Floor Offset



R1.5OS\_  
R1.5OSMR\_ \*\*  
AVAILABLE FINISHES: **10BE, A, AK, BSP, WSP**  
ASSEMBLY LENGTH\*: 28 3/4"  
# OF COMPONENTS: 5



## 1 3/4" Floor Offset



R1.75OS\_  
R1.75OSMR\_ \*\*  
AVAILABLE FINISHES: **10BE, A, AK, BSP, WSP**  
ASSEMBLY LENGTH\*: 31 7/8"  
# OF COMPONENTS: 5



## 2" Floor Offset



R2OS\_  
R2OSMR\_ \*\*  
AVAILABLE FINISHES: **10BE, A, AK, BSP, WSP**  
ASSEMBLY LENGTH\*: 35"  
# OF COMPONENTS: 6



Complete assembly drawings available online.

NOTE: Greater offset may be accomplished by using Pemko risers.

\*Assembly length includes 7" top plate  
\*\*Miter Returns are not ADA Compliant



Assembly Shown: **R.5OS**



AVAILABLE FINISHES FOR PRODUCTS SHOWN ON THIS PAGE  
**10BE** (Satin Bronze Powder Coated Aluminum) **A** (Mill Finish Aluminum) **AK** (Mill Finish Aluminum with PemKote™ Non-Slip Coating) **BSP** (Black Suede Powder Coated Aluminum) **WSP** (White Suede Powder Coated Aluminum)

800-824-3018 | www.pemko.com  
Check the web site for the up-to-date catalog

# SHORT OFFSET APPLICATIONS (3 1/2" TOP PLATE)

## 1/2" Floor Offset

R.5OSS\_  
R.5OSSMR\_ \*\*



AVAILABLE FINISHES: **10BE, A, AK, BSP, WSP**  
ASSEMBLY LENGTH\*: 12 3/4"  
# OF COMPONENTS: 3



## 3/4" Floor Offset

R.75OSS\_  
R.75OSSMR\_ \*\*



AVAILABLE FINISHES: **10BE, A, AK, BSP, WSP**  
ASSEMBLY LENGTH\*: 15 7/8"  
# OF COMPONENTS: 3



## 1" Floor Offset

R1OSS\_  
R1OSSMR\_ \*\*



AVAILABLE FINISHES: **10BE, A, AK, BSP, WSP**  
ASSEMBLY LENGTH\*: 19"  
# OF COMPONENTS: 4



## 1 1/4" Floor Offset

R1.25OSS\_  
R1.25OSSMR\_ \*\*



AVAILABLE FINISHES: **10BE, A, AK, BSP, WSP**  
ASSEMBLY LENGTH\*: 22 1/8"  
# OF COMPONENTS: 4



## 1 1/2" Floor Offset

R1.5OSS\_  
R1.5OSSMR\_ \*\*



AVAILABLE FINISHES: **10BE, A, AK, BSP, WSP**  
ASSEMBLY LENGTH\*: 25 1/4"  
# OF COMPONENTS: 5



## 1 3/4" Floor Offset

R1.75OSS\_  
R1.75OSSMR\_ \*\*



AVAILABLE FINISHES: **10BE, A, AK, BSP, WSP**  
ASSEMBLY LENGTH\*: 28 3/8"  
# OF COMPONENTS: 5



## 2" Floor Offset

R2OSS\_  
R2OSSMR\_ \*\*



AVAILABLE FINISHES: **10BE, A, AK, BSP, WSP**  
ASSEMBLY LENGTH\*: 31 1/2"  
# OF COMPONENTS: 6



Complete assembly drawings available online.

NOTE: Greater offset may be accomplished by using Pemko risers.

\*Assembly length includes 3 1/2" top plate

\*\*Miter Returns are not ADA Compliant



Assembly Shown: **R.75OSS**

### AVAILABLE FINISHES FOR PRODUCTS SHOWN ON THIS PAGE

**10BE** (Satin Bronze Powder Coated Aluminum) **A** (Mill Finish Aluminum)

**AK** (Mill Finish Aluminum with PemKote™ Non-Slip Coating) **BSP** (Black Suede Powder Coated Aluminum)

**WSP** (White Suede Powder Coated Aluminum)

800-824-3018 | [www.pemko.com](http://www.pemko.com)




Check the web site for the up-to-date catalog

Copyright © 2015-2025, ASSA ABLOY Accessories and Door Controls Group, Inc., an ASSA ABLOY Group company. All rights reserved. Reproduction in whole or in part without the express written permission of ASSA ABLOY Accessories and Door Controls Group, Inc. is prohibited.

**PEMKO**  
**ASSA ABLOY**

Experience a safer  
and more open world

# MODULAR RAMP THRESHOLD COMPONENTS

- Components are generally sold as part of assemblies
- Ramp Assemblies consist of interlocking components, eliminating the need to weld joints. Interlocking ball-joint design allows each component to flex and conform to uneven surfaces
- All assemblies carry the following labels:   

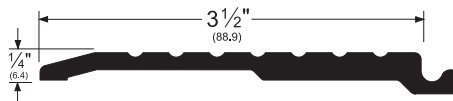
• PemKote™ is highly recommended for all threshold assemblies, especially exterior conditions where moisture may be present

NOTE: The following pages are for component identification only. Do not order from these pages. Order only complete assemblies from pages 140 to 142

## TOP PLATES

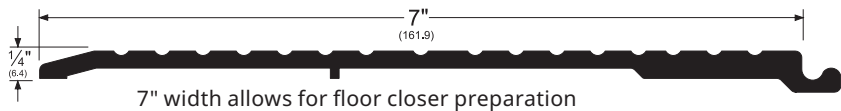
### RAMP8\_

Short top plate  
AVAILABLE FINISHES: **10BE, A, AK, BSP, WSP**

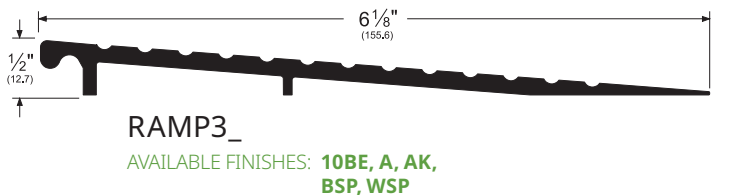
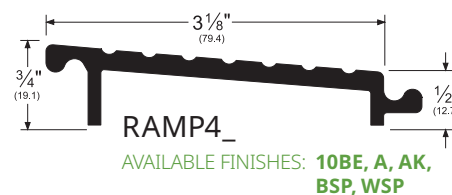
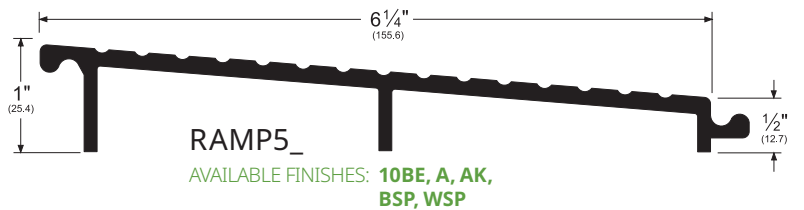

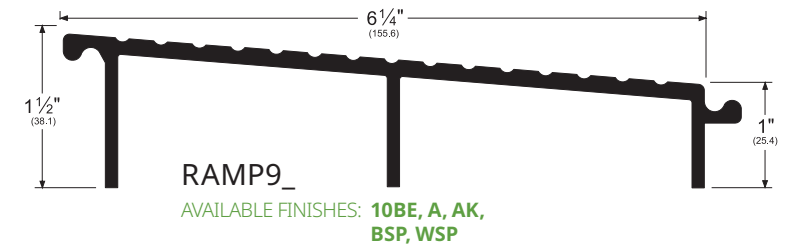
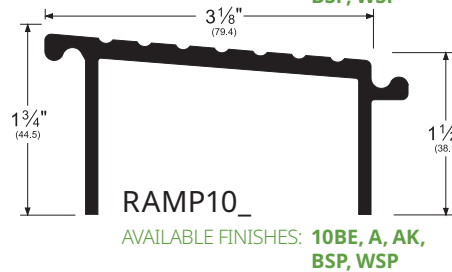
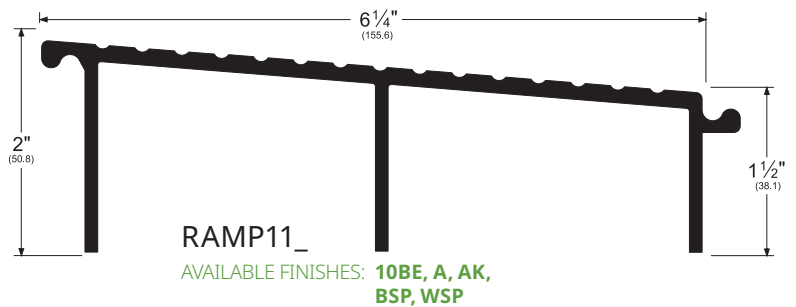
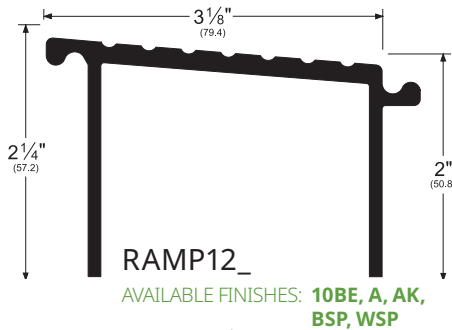


### RAMP1\_

Top plate  
AVAILABLE FINISHES: **10BE, A, AK, BSP, WSP**



## BRIDGES



NOTE: Products shown in this section are not drawn to scale.

AVAILABLE FINISHES FOR PRODUCTS SHOWN ON THIS PAGE

**10BE** (Satin Bronze Powder Coated Aluminum) **A** (Mill Finish Aluminum) **AK** (Mill Finish Aluminum with PemKote™ Non-Slip Coating) **BSP** (Black Suede Powder Coated Aluminum) **WSP** (White Suede Powder Coated Aluminum)



Experience a safer and more open world

800-824-3018 | [www.pemko.com](http://www.pemko.com)  
Check the web site for the up-to-date catalog

Copyright © 2015-2025, ASSA ABLOY Accessories and Door Controls Group, Inc., an ASSA ABLOY Group company. All rights reserved. Reproduction in whole or in part without the express written permission of ASSA ABLOY Accessories and Door Controls Group, Inc. is prohibited.

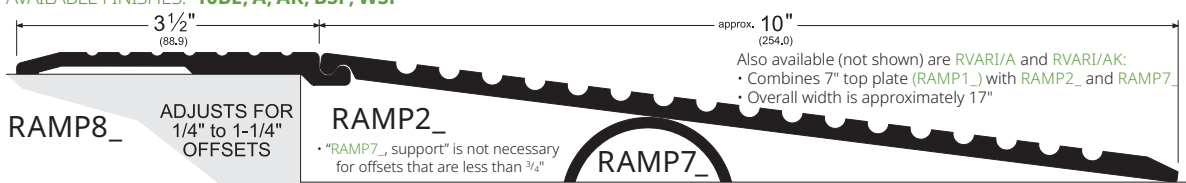
## MODULAR RAMP THRESHOLD ASSEMBLIES - VARIABLES

- Use a "Variable" component to accommodate offsets from 1/2" to 1 1/4". These meet the 1:8 maximum slope allowance (ADA) for existing buildings. For new construction, this assembly is only ADA compliant in certain applications as outlined by the current ADA standard
- May require a variance from some state building codes, even though ADA compliant
- Ideal for use in cross traffic corridors where a minimal ramp projection may be required and a steeper slope may be allowed. Supplied with #10 stainless steel sheet metal screws. Stainless steel machine screws and expansion shields are available at an extra cost
- Miter returns are not available due to the variable angle of this ramp. Please fill and feather the threshold ends. Do not leave threshold ends open
- This variable ramp is supplied un-drilled from Pemko. Due to the variance in the angle, it must be drilled in the field. For proper installation, it requires the **RAMP7\_** to be placed under **RAMP2\_** after the assembly is in place, then must be match drilled and anchored through both components
- PemKote™ is highly recommended for all ramp threshold assemblies especially exterior conditions where moisture may be present
- In addition to ADA compliance, outlined previously, all assemblies carry the following labels:



### RVARIOSS\_

AVAILABLE FINISHES: **10BE, A, AK, BSP, WSP**

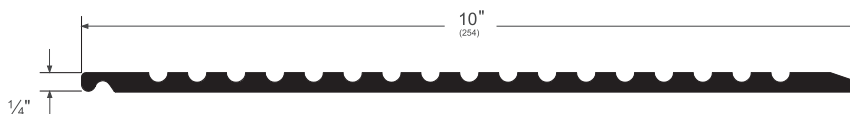


## VARIABLE RAMP COMPONENTS

### RAMP2\_

variable

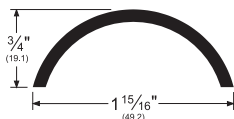
AVAILABLE FINISHES: **10BE, A, AK, BSP, WSP**



### RAMP7\_

support for variable

AVAILABLE FINISHES: **A**

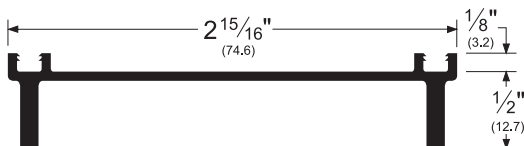


## RISERS FOR MODULAR RAMPS

- Risers easily attach to the legs of Pemko's Modular Ramp Systems. Each adds 1/2" in height to accommodate offsets greater than 2 1/4"
- Contact Pemko Customer Service for information on stacking risers to reach desired height

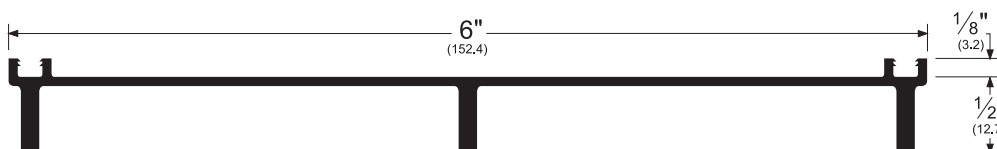
### RAMP13\_

AVAILABLE FINISHES: **A**



### RAMP14\_

AVAILABLE FINISHES: **A**



NOTE: Products shown in this section are not drawn to scale.

AVAILABLE FINISHES FOR PRODUCTS SHOWN ON THIS PAGE

**10BE** (Satin Bronze Powder Coated Aluminum) **A** (Mill Finish Aluminum) **AK** (Mill Finish Aluminum with PemKote™ Non-Slip Coating) **BSP** (Black Suede Powder Coated Aluminum) **WSP** (White Suede Powder Coated Aluminum)

800-824-3018 | www.pemko.com

Check the web site for the up-to-date catalog

Copyright © 2015-2025, ASSA ABLOY Accessories and Door Controls Group, Inc., an ASSA ABLOY Group company. All rights reserved. Reproduction in whole or in part without the express written permission of ASSA ABLOY Accessories and Door Controls Group, Inc. is prohibited.

**PEMKO**  
**ASSA ABLOY**

Experience a safer  
and more open world

# MITER RETURNS FOR ALL MODULAR RAMP THRESHOLDS

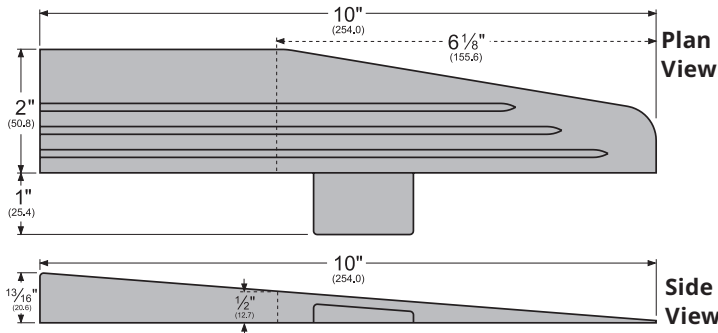
- Cast aluminum “wings” fit into end of modular ramp threshold assembly and are fastened to ramp mid sections with self-tapping machine screws
- Neat, compact, and tight-fitting design replaces former mitering methods
- Miter Returns are match-drilled with each assembly
- Miter Returns are not “ADA” compliant
- Miter Returns are handed from the low end and are determined by which side of the ramp it fits into



## WING10\_H\_

AVAILABLE FINISHES: **A, AK**

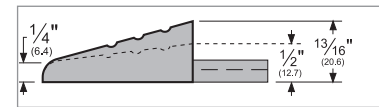
- WING10 can be trimmed to fit ramp assembly (dotted lines show cut down for use with R.5FMR\_)



## WING10RH\_

(right-hand shown)

**End View**

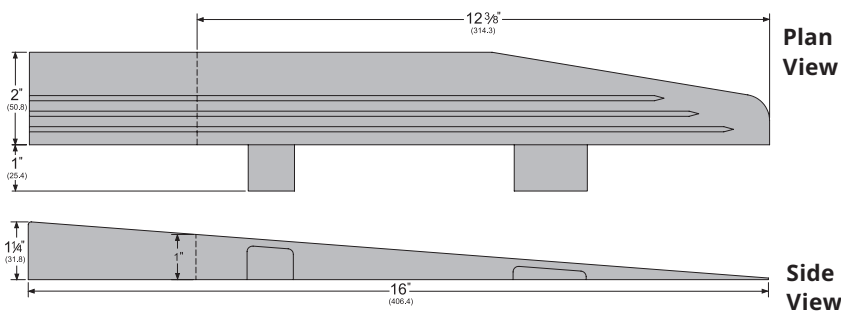


View from high-end

## WING16\_H\_

AVAILABLE FINISHES: **A, AK**

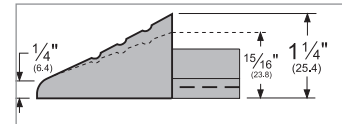
- WING16 can be trimmed to fit ramp assembly (dotted lines show cut down for use with R1FMR\_)



## WING16RH\_

(right-hand shown)

**End View**

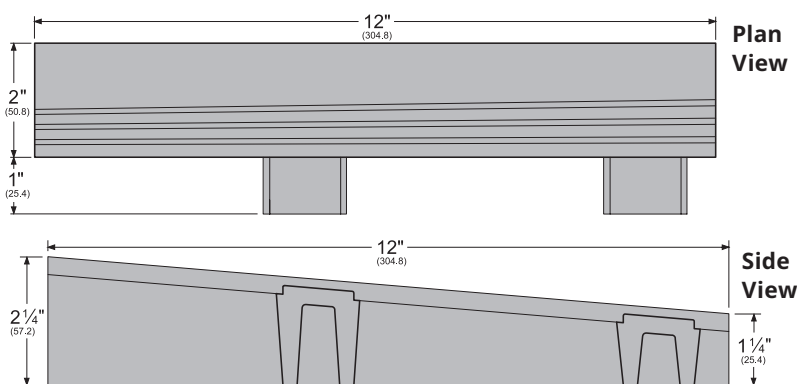


View from high-end

## WINGEXT\_H\_

AVAILABLE FINISHES: **A, AK**

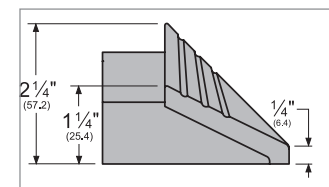
- WINGEXT are included with assemblies to completely fill ends for 2" offset or 2 1/4" flush conditions
- WINGEXT works in conjunction with WING16 for these higher offset conditions



## WINGEXTRH\_

(right-hand shown)

**End View**



View from high-end

See flyer on the Literature page of [www.assaabloydooraccessories.us](http://www.assaabloydooraccessories.us) for WING cut-down chart.



Experience a safer and more open world

AVAILABLE FINISHES FOR PRODUCTS SHOWN ON THIS PAGE

**A** (Mill Finish Aluminum) **AK** (Mill Finish Aluminum with PemKote™ Non-Slip Coating)

800-824-3018 | [www.pemko.com](http://www.pemko.com)

Check the web site for the up-to-date catalog

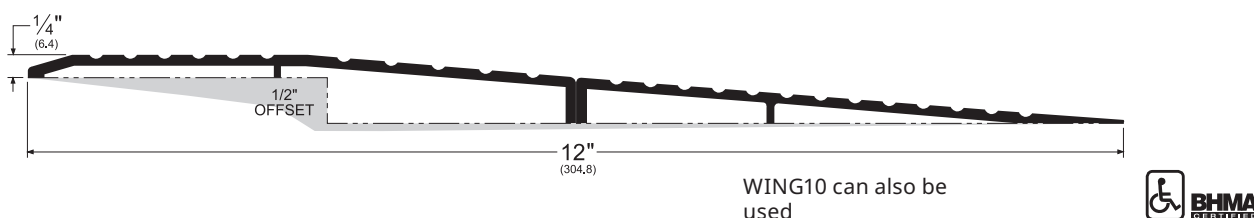
Copyright © 2015-2025, ASSA ABLOY Accessories and Door Controls Group, Inc., an ASSA ABLOY Group company. All rights reserved. Reproduction in whole or in part without the express written permission of ASSA ABLOY Accessories and Door Controls Group, Inc. is prohibited.

## BARRIER-FREE RAMP THRESHOLDS

- The modular ramp thresholds are an improvement over the **257/259** however, **257/259** will remain available for special requirements
- Use **257\_** and **259\_** together, or use **257\_** with an abutted 1:12 concrete slope
- When used as a cover plate assembly (see Commercial Thresholds section), a longer spindle may be required
- Ramps on this page are not ADA compliant when used at a door opening
- The **257\_** is not ADA compliant when used alone.
- PemKote™ is highly recommended for all threshold assemblies, especially exterior conditions where moisture may be present

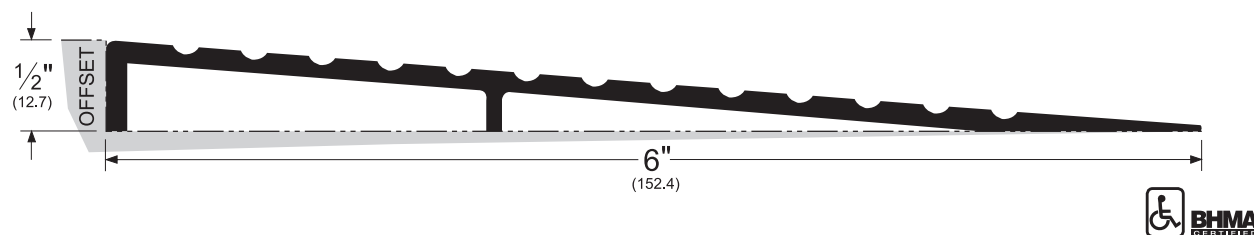
### 257x259\_

AVAILABLE FINISHES: **10BE, A, AK, BSP, WSP**



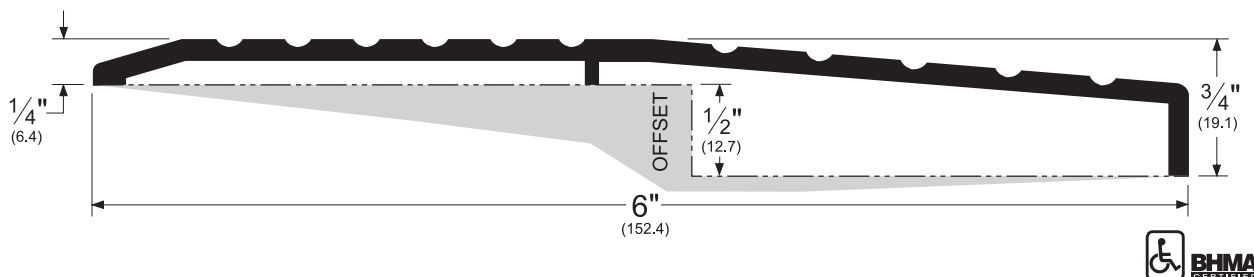
### 259\_

AVAILABLE FINISHES: **10BE, A, AK, BSP, WSP**



### 257\_

AVAILABLE FINISHES: **10BE, A, AK, BSP, WSP**



NOTE: Products shown in this section are not drawn to scale.

AVAILABLE FINISHES FOR PRODUCTS SHOWN ON THIS PAGE

**10BE** (Satin Bronze Powder Coated Aluminum) **A** (Mill Finish Aluminum)

**AK** (Mill Finish Aluminum with PemKote™ Non-Slip Coating) **BSP** (Black Suede Powder Coated Aluminum)

**WSP** (White Suede Powder Coated Aluminum)

800-824-3018 | [www.pemko.com](http://www.pemko.com)

Check the web site for the up-to-date catalog

Copyright © 2015-2025, ASSA ABLOY Accessories and Door Controls Group, Inc., an ASSA ABLOY Group company. All rights reserved. Reproduction in whole or in part without the express written permission of ASSA ABLOY Accessories and Door Controls Group, Inc. is prohibited.


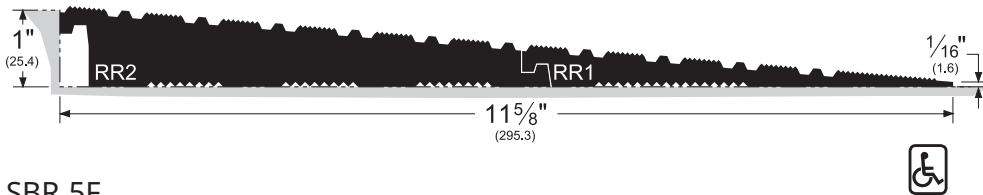
**PEMKO**  
**ASSA ABLOY**

Experience a safer  
and more open world

# FIRE RETARDANT AND STYRENE BUTADIENE RUBBER RAMP THRESHOLDS

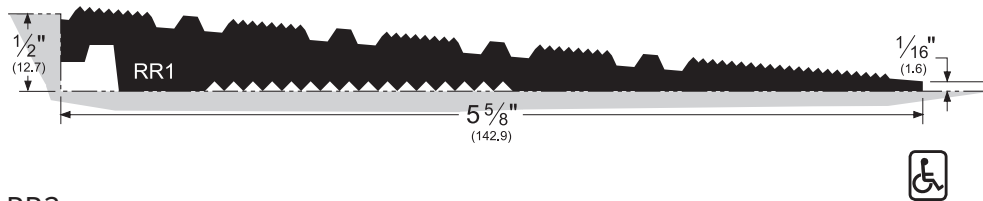
- Rubber ramps meet the requirements of **ADAAG-2010; IBC/ANSI A117.1; and California Title 24, Part 2**
- Styrene butadiene rubber ramps are weather, ozone, abrasion, and impact resistant; long-lasting and fire retardant
- Rubber ramps are sold in one foot increments up to 15-foot lengths
- Rubber ramps can be butted together for longer lengths
- Rubber ramps are cut square on each end but are available with molded rubber miter returns. To receive a pair of miter returns, add "MR" to the part number (example: **SBR.5FMR**)
- Rubber ramps have a superior grip, anti-slip surface and a "no bump" tapered lead edge. Rubber ramps are classified by Underwriters Laboratories, Inc.,® as a skid-resistant floor surface per **UL standard for safety, UL410**. Rubber ramps also meet the requirements of **ASTM D 2047** and **Federal Specification P-F-430C**
- Rubber ramps are easy to install on most surfaces by using a construction adhesive. Mechanical fasteners are not required and not recommended
- Rubber ramps are also portable. For temporary applications, an assembly stays in place by its sheer weight and can be removed from one opening and placed at another opening
- Use an adhesive (caulk) suitable for use with plastics and your flooring material for proper installation and adhesion
- Rubber ramps are available for 1/2" and 1" offset heights
- Rubber ramps can be cross-cut to length or ripped to a custom offset height using a table or radial arm saw with a carbide-tipped blade. These modifications must be made in the field

SBR1F  
SBR1FMR \*\*

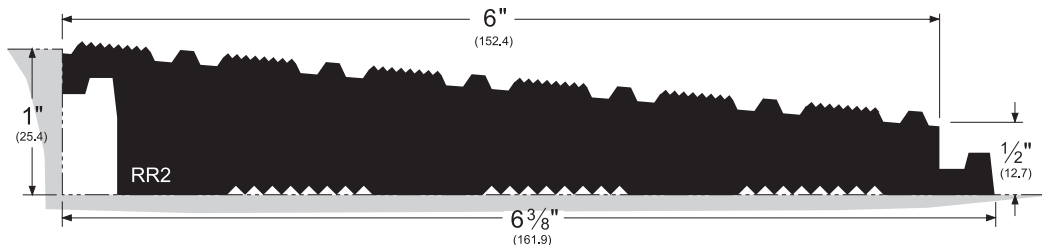


Assembly consists of two inter-locking components.

SBR.5F  
SBR.5FMR \*\*  
RR1



RR2



This component (RR2) is not ADA compliant when used by itself.

NOTE: Products shown in this section are not drawn to scale.

\*\* = Miter Returns are not ADA compliant



Experience a safer and more open world

800-824-3018 | [www.pemko.com](http://www.pemko.com)  
Check the web site for the up-to-date catalog

Copyright © 2015-2025, ASSA ABLOY Accessories and Door Controls Group, Inc., an ASSA ABLOY Group company. All rights reserved. Reproduction in whole or in part without the express written permission of ASSA ABLOY Accessories and Door Controls Group, Inc. is prohibited.

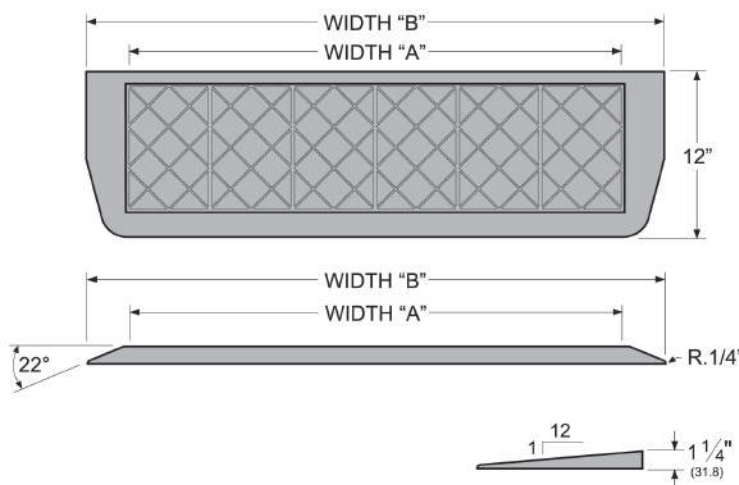
# RECYCLED RUBBER RAMP ASSEMBLY

- ADA Compliant, based on application
- Meets: **UL410, ASTM D2047, Federal Specification P-F-430C**
- Recycled Rubber Ramp Assemblies meet **IBC/ANSI A117.1-2013**
- Made from #20 mesh minus crumb rubber (with urethane binders) reclaimed from 100% recycled rubber automotive tires
- Use an adhesive (caulk) suitable for use with plastics and your flooring material for proper installation and adhesion. Avoid Liquid Nails with Rubber Ramps
- Using ordinary tools, trim to fit your application
- Can be ripped for offsets less than 1 1/4"
- Plane bottom surface of ramp to accommodate irregular surface conditions
- Miter returns are molded into the design of the Recycled Rubber Ramp
- 36" and 60" ramps are supplied as one (1) piece assemblies
- 48" and 72" ramps are supplied as two (2) piece assemblies
- Dimensions are nominal and can vary by as much as one inch. This is acceptable as long as the two halves match

## Ordering Chart

Other sizes are available, please contact Pemko Customer Service.

PART #	WIDTH "A" (door opening)	WIDTH "B" (total width)
RR1.25FMR36	36"	41"
RR1.25FMR48	48"	53"
RR1.25FMR60	60"	65"
RR1.25FMR72	72"	77"
RR1.25FMR96	96"	101"






Experience a safer  
and more open world

800-824-3018 | [www.pemko.com](http://www.pemko.com)  
Check the web site for the up-to-date catalog

Copyright © 2015-2025, ASSA ABLOY Accessories and Door Controls Group, Inc., an ASSA ABLOY Group company. All rights reserved.  
Reproduction in whole or in part without the express written permission of ASSA ABLOY Accessories and Door Controls Group, Inc. is prohibited.



# PEMKO DOOR BOTTOMS

## CONTENTS:

Automatic Door Bottoms .....	134
Residential Automatic Door Bottoms .....	138
End Plates for Automatic Door Bottoms.....	139
Excessive Gap Door Bottom Solutions.....	140
Excessive Gap Door Top Solutions.....	140
Eco-V™ Door Shoes.....	140
Door Shoes.....	141
Thermally Broken Door Shoe.....	143
Door Sweeps for Hollow Metal Doors.....	144
Fabrication Options for Door Shoes.....	144
Door Bottom Sweeps.....	145
Stainless Steel Door Bottom Sweeps.....	149
Specialty Door Bottoms.....	150
Door Top Weatherstrip.....	150

## INDEX:

PRODUCT	PAGE	PRODUCT	PAGE	PRODUCT	PAGE
56.....	146	345.....	147	18137.....	147
57.....	146	346.....	150	90062.....	147
68.....	150	347.....	150	90100.....	147
209.....	141	368.....	145	90100_NBE.....	148
210.....	141	405.....	138	293100_NB.....	147
211.....	141	411.....	137	293100_NBE.....	148
215.....	141	412.....	136	293100_V.....	148
216.....	141	420.....	137	EGA305xG.....	140
216_FG.....	143	434.....	137	EV80.....	140
217.....	141	2113.....	142	K411.....	139
221.....	143	2170.....	140	K412.....	139
222.....	144	2173.....	142	K420.....	139
223.....	142	2211.....	143	K435.....	139
234.....	141	2212.....	143	K435-PREM.....	139
307.....	146	2221.....	144	K436.....	139
308.....	146	2343.....	142	K436SM.....	139
313.....	150	3151.....	145	K4133.....	139
314.....	150	3151SS.....	149	K4301.....	139
315.....	145	3452.....	146	SA1.....	138
315SS.....	149	3452.....	147	SA2.....	138
317.....	150	3692.....	142	SA3.....	138
321.....	145	4131.....	136	SA4.....	138
321SS.....	149	4301.....	136	STC411.....	135
325XGSS.....	140	18061.....	147	STC4131.....	135
344.....	150	18100.....	147	XG2212.....	140
345.....	146	18100_NBE.....	148		

800-824-3018 | [www.pemko.com](http://www.pemko.com)  
 Check the web site for the up-to-date catalog

Copyright © 2015-2025, ASSA ABLOY Accessories and Door Controls Group, Inc., an ASSA ABLOY Group company. All rights reserved.  
 Reproduction in whole or in part without the express written permission of ASSA ABLOY Accessories and Door Controls Group, Inc. is prohibited.

**PEMKO**  
**ASSA ABLOY**

Experience a safer  
 and more open world

## AUTOMATIC DOOR BOTTOMS

- All Pemko Automatic Door Bottoms, 24" and up, can be manufactured for field alteration. Please specify when ordering: Allow 2" for field trimming
- Overall sizes range from 12" to 72". Sizes between 12" and 23.9" will be supplied at absolute NET length and will have no room for field trimming.
- 0.0625" Lead-lining available upon request; contact Pemko Customer Service for options on profiles
- Provided with end plate kits (except 420, SA, and 405V models) which include wood screws. Tek screws are available for mounting to hollow metal doors.
- See Planet Automatic Door Bottoms for additional models made by ASSA ABLOY Schweisse and offered in the U.S.A. by Pemko.

## IMPORTANT DROP BAR INFORMATION

Drop seals of all types are designed to close a uniform size gap. Pemko drop seals can seal up to  $\frac{3}{4}$ " gaps (420 model can seal up to  $\frac{1}{2}$ " gap), provided the gap is consistent. Gaps that start at less than  $\frac{3}{4}$ " and then grow cannot be closed. The drop seal utilizes a straight aluminum extrusion so it cannot close an inconsistent gap. Plunger extension to drop dimension is 1:1 (i.e., a  $\frac{1}{4}$ " extension on the plunger will equal a  $\frac{1}{4}$ " drop of the drop bar).

## DROP-BAR SEAL ACTUATION

The drop bar mechanism prevents the seal from skidding along the floor/threshold while the door is being closed.



**PEMKO**  
**ASSA ABLOY**

Experience a safer  
and more open world

800-824-3018 | [www.pemko.com](http://www.pemko.com)  
Check the web site for the up-to-date catalog

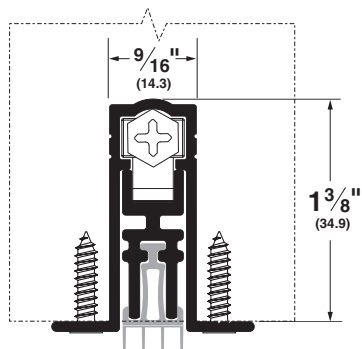
Copyright © 2015-2025, ASSA ABLOY Accessories and Door Controls Group, Inc., an ASSA ABLOY Group company. All rights reserved.  
Reproduction in whole or in part without the express written permission of ASSA ABLOY Accessories and Door Controls Group, Inc. is prohibited.

## AUTOMATIC DOOR BOTTOMS - ACOUSTIC

- Non-handed
- Recommended gap under door is  $\frac{3}{8}$ " for optimal acoustic performance; max drop is  $\frac{3}{4}$ "
- Internal mechanism allows bar to accommodate slight imperfections in floor materials
- STC411 end plate kit is K435; for doors narrower than 1- $\frac{3}{4}$ ", specify end plate kit K411
- STC4131 end plate kit is K4133C for Clear Anodized and K4133D for Dark Bronze Anodized

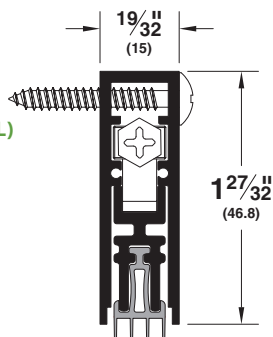
### STC411\_PK

AVAILABLE FINISHES: **A**  
 REPLACEMENT INSERT:  
**PK4111 (BL)**  
 ANSI: **R3G324, R3G325**



### STC4131\_PK

AVAILABLE FINISHES:  
**10BE, BSP, C, D, WSP**  
 REPLACEMENT INSERT: **PK4111 (BL)**  
 ANSI: **R3G334, R3G335, R3G344, R3G345**



NOTE: STC411\_PK Automatic Door Bottom is now included in PEMKOSTCSET-1 (A through E).  
 Please see Acoustic Products section for more information.

NOTE: Products shown in this section may not be drawn to scale.

AVAILABLE FINISHES FOR PRODUCTS SHOWN ON THIS PAGE

**10BE** (Satin Bronze Powder Coated Aluminum) **A** (Mill Finish Aluminum) **BSP** (Black Suede Powder Coated Aluminum)  
**C** (Clear Anodized) **D** (Dark Bronze Anodized) **WSP** (White Suede Powder Coated Aluminum)

800-824-3018 | [www.pemko.com](http://www.pemko.com)

Check the web site for the up-to-date catalog

Copyright © 2015-2025, ASSA ABLOY Accessories and Door Controls Group, Inc., an ASSA ABLOY Group company. All rights reserved.  
 Reproduction in whole or in part without the express written permission of ASSA ABLOY Accessories and Door Controls Group, Inc. is prohibited.

**PEMKO**  
**ASSA ABLOY**

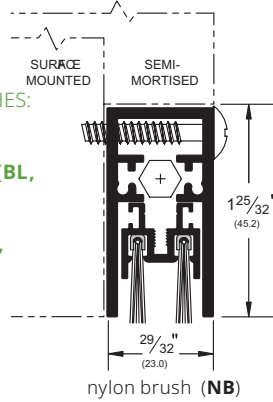
Experience a safer  
 and more open world

# AUTOMATIC DOOR BOTTOMS - SURFACE AND SEMI-MORTISE MODELS

- Specify if the Automatic Door Bottom is for a semi-mortise application so that shorter screws can be provided
- Recommended gap under door is 1/2," maximum drop is 3/4"
- 4301 end plate kit is K436 for surface mounted applications and K436SM for semi-mortised applications
- 4131 end plate kit is K4133
- 412 end plate kit is K412R1

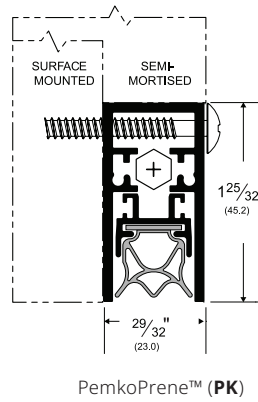
## 4301\_NBL

AVAILABLE FINISHES:  
**BSP, C, D**  
 REPLACEMENT INSERT:  
**P516062 (BL, GR, W)**  
 ANSI: **R3A334, R3A335, R3A344, R3A345**



## 4301\_PKL


AVAILABLE FINISHES:  
**BSP, C, D**  
 REPLACEMENT INSERT:  
**PK4304 (BL)**  
 ANSI: **R3G334, R3G335, R3G344, R3G345**



### Alternate Insert For 4301

## 4301\_RL

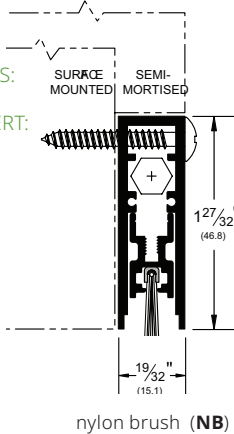
AVAILABLE FINISHES:  
**BSP, C, D**  
 REPLACEMENT INSERT:  
**E4303 (BL)**  
 ANSI: **R3G334, R3G335, R3G344, R3G345**



sponge EPDM (R)

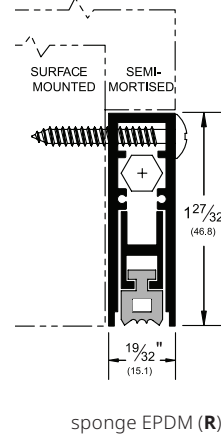
## 4131\_NBL

AVAILABLE FINISHES:  
**BSP, C, D, SN**  
 REPLACEMENT INSERT:  
**P516041 (BL, GR)**  
 ANSI: **R3A334, R3A335, R3A344, R3A345**



## 4131\_RL

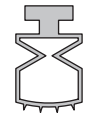
AVAILABLE FINISHES:  
**BSP, C, D, SN**  
 REPLACEMENT INSERT:  
**E7 (BL)**  
 ANSI: **R3G334, R3G335, R3G344, R3G345**



### Alternate Inserts For 4131

## 4131\_PKL

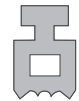
AVAILABLE FINISHES:  
**BSP, C, D, SN**  
 REPLACEMENT INSERT:  
**PK4132 (BL)**  
 ANSI: **R3G334, R3G335, R3G344, R3G345**



PemkoPrene™ (PK)

## 4131\_SL

AVAILABLE FINISHES:  
**BSP, C, D, SN**  
 REPLACEMENT INSERT:  
**SR6 (BL)**  
 ANSI: **R3E334, R3E335, R3E344, R3E345**

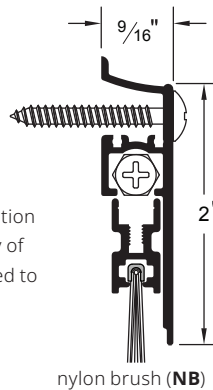


sponge silicone (S)

## 412\_NBL

AVAILABLE FINISHES:  
**B, BSP, C, D, S**  
 REPLACEMENT INSERT:  
**P516041 (BL, GR)**  
 ANSI: **R3A334, R3A335**

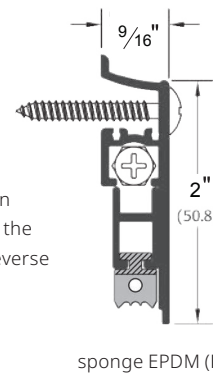
- Surface mounted application
- Handed and disassembly of the mechanism is required to reverse the hand



## 412\_RL

AVAILABLE FINISHES:  
**B, BSP, C, D, S**  
 REPLACEMENT INSERT:  
**E7 (BL)**  
 ANSI: **R3G334, R3G335**

- Surface mounted application
- Handed and disassembly of the mechanism is required to reverse the hand



### Alternate Inserts For 412

## 412\_SL

AVAILABLE FINISHES:  
**B, BSP, C, D, S**  
 REPLACEMENT INSERT:  
**SR6 (BL)**  
 ANSI: **R3E334, R3E335**



sponge silicone (S)

## 412\_PKL

AVAILABLE FINISHES:  
**B, BSP, C, D, S**  
 REPLACEMENT INSERT:  
**PK4132 (BL)**  
 ANSI: **R3G334, R3G335**



PemkoPrene™ (PK)

All above products



NOTE: Products shown in this section may not be drawn to scale.

AVAILABLE FINISHES FOR PRODUCTS SHOWN ON THIS PAGE

**B** (Cladded Brass Shell) **BSP** (Black Suede Powder Coated Aluminum) **C** (Clear Anodized)  
**D** (Dark Bronze Anodized) **S** (Cladded Stainless Steel) **SN** (Satin Nickel Anodized)

800-824-3018 | www.pemko.com

Check the web site for the up-to-date catalog

**PEMKO**  
**ASSA ABLOY**

Experience a safer  
 and more open world

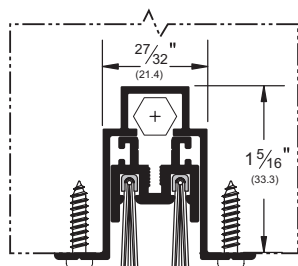
Copyright © 2015-2025, ASSA ABLOY Accessories and Door Controls Group, Inc., an ASSA ABLOY Group company. All rights reserved. Reproduction in whole or in part without the express written permission of ASSA ABLOY Accessories and Door Controls Group, Inc. is prohibited.

# AUTOMATIC DOOR BOTTOMS - FULL-MORTISE MODELS

- Recommended drop is 1/2"; maximum drop is 3/4", except where noted
- 411 and 434 end plate kit is K435. When using 411 model on doors narrower than 1 3/4", specify end plate kit K411
- 420 is used on hollow metal doors and does not come with end plates; requires a hole for the plunger to extend through in the hinge side door edge.

## 434\_NBL

AVAILABLE FINISH: **A**  
 REPLACEMENT INSERT: **P516062 (BL, GR, W)**  
 ANSI: **R3A324, R3A325**

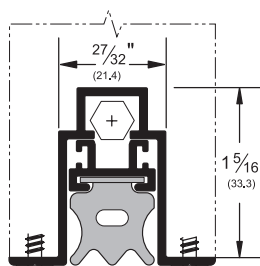


nylon brush (NB)



## 434\_RL

AVAILABLE FINISH: **A**  
 REPLACEMENT INSERT: **E4303 (BL)**  
 ANSI: **R3G324, R3G325**

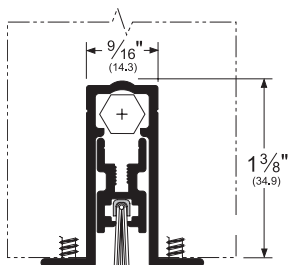


sponge EPDM (R)



## 411\_NBL

AVAILABLE FINISH: **A**  
 REPLACEMENT INSERT: **P516041 (BL, GR)**  
 ANSI: **R3A324, R3A325**

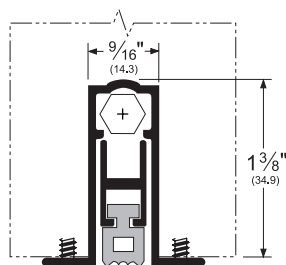


nylon brush (NB)



## 411\_RL

AVAILABLE FINISH: **A**  
 REPLACEMENT INSERT: **E7 (BL)**  
 ANSI: **R3G324, R3G325**



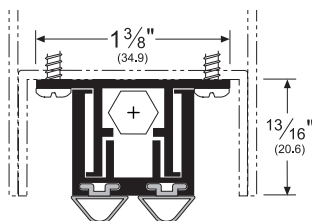
sponge EPDM (R)



## 420\_PKL

AVAILABLE FINISH: **A**  
 REPLACEMENT INSERT: **PK4 (BL, GR)**  
 ANSI: **R3G324, R3G325**

- For hollow metal doors maximum drop is 1/2"
- Recommended drop is 3/8"



PemkoPrene™ (PK)



## Alternate Inserts For 434 434\_PKL

AVAILABLE FINISH: **A**  
 REPLACEMENT INSERT: **PK4304 (BL)**  
 ANSI: **R3G324, R3G325**



PemkoPrene™ (PK)



## Alternate Inserts For 411 411\_PKL

AVAILABLE FINISH: **A**  
 REPLACEMENT INSERT: **PK4132 (BL)**  
 ANSI: **R3G324, R3G325**




PemkoPrene™ (PK)



## 411\_SL

AVAILABLE FINISHES: **A**  
 REPLACEMENT INSERT: **SR6 (BL)**  
 ANSI: **R3E324, R3E325**



sponge silicone (S)



## Alternate Inserts For 420 420\_VL

AVAILABLE FINISH: **A**  
 REPLACEMENT INSERT: **EV41 (BL, GR, W)**



Eco-V™ (V)



NOTE: Products shown in this section may not be drawn to scale.

AVAILABLE FINISHES FOR PRODUCTS SHOWN ON THIS PAGE  
**A** (Mill Finish Aluminum)

800-824-3018 | www.pemko.com

Check the web site for the up-to-date catalog

Copyright © 2015-2025, ASSA ABLOY Accessories and Door Controls Group, Inc., an ASSA ABLOY Group company. All rights reserved. Reproduction in whole or in part without the express written permission of ASSA ABLOY Accessories and Door Controls Group, Inc. is prohibited.

**PEMKO**  
**ASSA ABLOY**

Experience a safer  
 and more open world

# RESIDENTIAL AUTOMATIC DOOR BOTTOMS

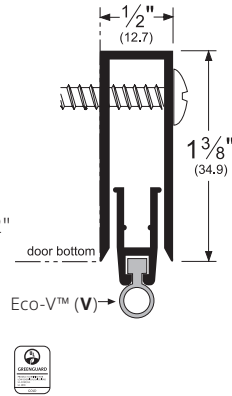
## SA1, SA2, SA3, SA4

AVAILABLE FINISHES: **A** (no finish selection), **D**

AVAILABLE LENGTHS: **28", 32", 36", 42"**

REPLACEMENT INSERT: **EV5 (BL)**

- Surface type for wood doors
- 1/2" maximum drop
- Can be trimmed down by as much as 2"
- Non-handed
- End plates are not provided

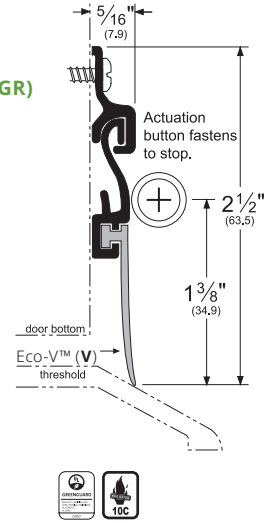
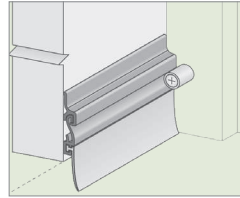


## 405\_V

AVAILABLE FINISHES: **C, D**

REPLACEMENT INSERT: **EV43 (BL, GR)**

- Spring loaded door bottom sweep
- Available in 36" length only
- May be cut down to 24" minimum length



NOTE: Products shown in this section may not be drawn to scale.

AVAILABLE FINISHES FOR PRODUCTS SHOWN ON THIS PAGE

**A** (Mill Finish Aluminum) **C** (Clear Anodized)

**D** (Dark Bronze Anodized) **PW** (Painted White)

**PEMKO**  
**ASSA ABLOY**

Experience a safer  
and more open world

800-824-3018 | [www.pemko.com](http://www.pemko.com)

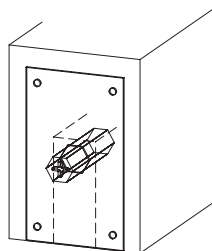
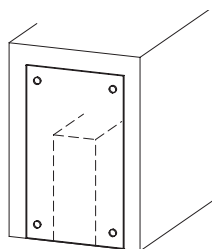
Check the web site for the up-to-date catalog

Copyright © 2015-2025, ASSA ABLOY Accessories and Door Controls Group, Inc., an ASSA ABLOY Group company. All rights reserved. Reproduction in whole or in part without the express written permission of ASSA ABLOY Accessories and Door Controls Group, Inc. is prohibited.

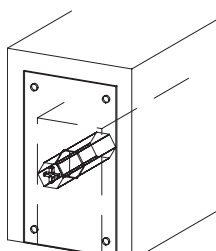
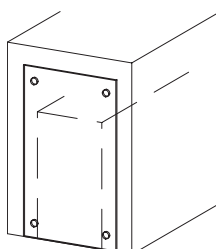
## END PLATES FOR AUTOMATIC DOOR BOTTOMS

- Metal end plates are provided to protect the mechanism and to give a clean, aesthetic appearance. Do not tighten with power tool
- Plunger end plate prevents the plunger adjustment from rotating
- Necessary fasteners are provided with End Plate kits; color corresponds with case color
- All end plates are black in color

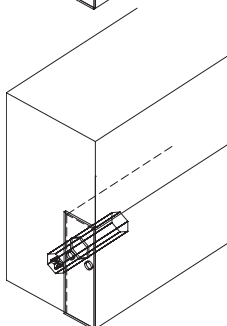
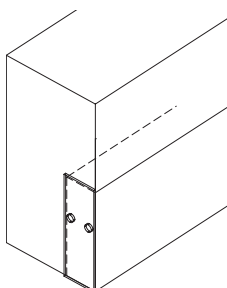
### 411 and STC411® End Plates Mortise



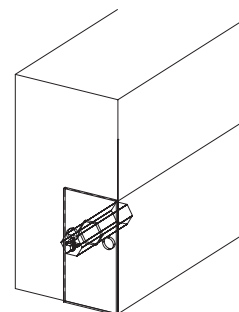
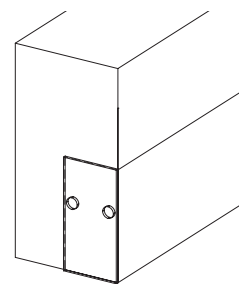
### 434 End Plates Mortise



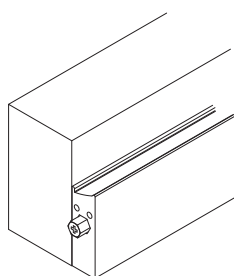
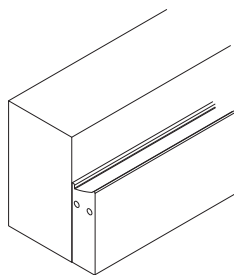
### 4131 and STC4131® Auto Door Bottom Semi-Mortise\*



### 4301 Auto Door Bottom Semi-Mortise\*



### 412 New Style End Plates



#### Automatic Door Bottom Kits

K411	Optional Kit for 411 and STC411 Door Bottom, 1 3/8" Doors
K412R1C	Kit for new style 412 Door Bottom - Clear
K412R1D	Kit for new style 412 Door Bottom - Dark Bronze
K4133C	Kit for 4131, STC4131 Door Bottoms, Clear
K4133D	Kit for 4131, STC4131 Door Bottoms, Dark Bronze
K4133G	Kit for 4131 Door Bottom, Bright Dip Gold
K420	Kit for 420 Door Bottom
K435	Standard Kit for 411, 434, and STC411 Door Bottom
K436	Kit for 4301 Door Bottom (surface)
K436SM	Kit for 4301 Door Bottom (semi-mortised)
K435-PREM	Special End-Support Mounting Kit for 434 (sold separately)

800-824-3018 | [www.pemko.com](http://www.pemko.com)

Check the web site for the up-to-date catalog

Copyright © 2015-2025, ASSA ABLOY Accessories and Door Controls Group, Inc., an ASSA ABLOY Group company. All rights reserved. Reproduction in whole or in part without the express written permission of ASSA ABLOY Accessories and Door Controls Group, Inc. is prohibited.

**PEMKO**  
**ASSA ABLOY**

Experience a safer  
and more open world

## EXCESSIVE GAP DOOR BOTTOM SOLUTIONS

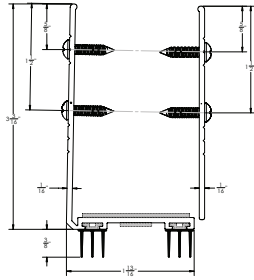
- Brings fire-rated doors with excessive bottom gaps back into spec - up to 1-1/2"
- Meets UL10C requirements for 90 minute single and pairs of doors

- Supplied net length (as ordered)
- Patent Pending
- Two rows of fasteners must be installed for double door applications (XG2212\_PK773 only)

### XG2212\_PK773

AVAILABLE FINISHES: **A, BSP, WSP, 10BE**  
REPLACEMENT INSERT: **PK773 (BL)**

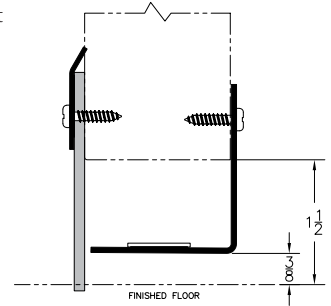
- Aluminum construction
- Easily field modifiable with standard equipment
- Supplied with K450XG end plate kit
- Patent Pending



### 325XGSSN

AVAILABLE FINISHES: **SS, SSBSP, SSWSP, SS10BE**  
REPLACEMENT INSERT: **N25 (BL)**

- Stainless steel door sweep paired with stainless steel angle
- #4 brushed stainless steel
- Supplied with K450XG end plate kit



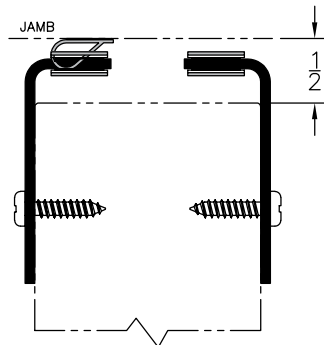
## EXCESSIVE GAP DOOR TOP SOLUTIONS

- Brings fire-rated doors with excessive top gaps back into spec - up to 1/2"
- Meets UL10C requirements for 90 minute single or pairs of fire rated doors
- Supplied net length (as ordered)

### EGA305XG

AVAILABLE FINISHES: **SS, SSBSP, SSWSP, SS10BE**

- Stainless steel construction, #4 brushed
- Supplied with HSS2000 intumescent
- Supplied with K450XG end plate kit



### K450XG END PLATE KIT

SUPPLIED WITH EGA305XG, XG2212\_PK773, AND 325XGSSN

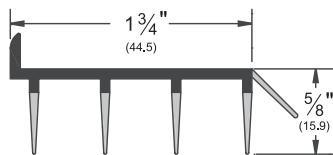


## ECO-V™ DOOR SHOES

- Dual durometer Eco-V™ door shoe
- EV80\_ is furnished net 36"
- Supplied Net Length (as ordered)

### EV80

AVAILABLE FINISHES: **D**  
AVAILABLE LENGTHS: **36" NET**

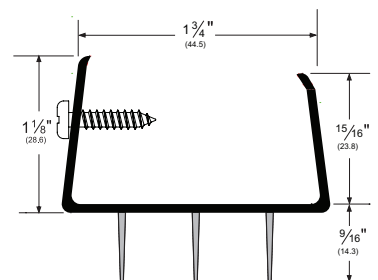


### 2170\_V

AVAILABLE COLORS: **D, W**  
AVAILABLE LENGTHS: **36", 48"**

Also available with unnotched insert:

2170\_V36UN  
2170\_V48UN



NOTE: Products shown in this section may not be drawn to scale.

AVAILABLE FINISHES FOR PRODUCTS SHOWN ON THIS PAGE

**10BE** (Satin Bronze Powder) **A** (Mill Finish Aluminum) **BSP** (Black Suede Powder)

**SS** (Stainless Steel) **WSP** (White Suede Powder)

Eco-V® DOORS SHOES: **D** (Dark Brown) **W** (White)

**PEMKO**  
**ASSA ABLOY**

Experience a safer  
and more open world

800-824-3018 | [www.pemko.com](http://www.pemko.com)

Check the web site for the up-to-date catalog

## DOOR SHOES

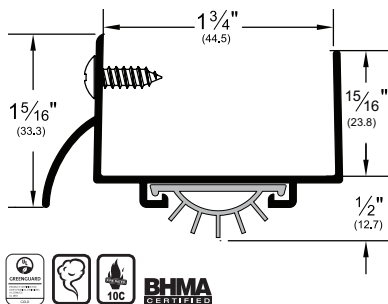
- Profiles on this page available with PemkoPrene™ (PK) or Eco-V™ (V); both are the same shape and size
- Slotted holes for easy adjustment
- Rain drip model is ideal for deflecting rain away from the bottom of door
- Recommended compression of gasket fins is 1/16"
- Except where specified otherwise, supplied with 1/4" undercut from length ordered. Specify "NET LENGTH" to receive length as ordered.

### 216\_V

AVAILABLE FINISHES: **A, B, BDG, BSP, D, SN, WSP**  
 REPLACEMENT INSERT: **EV9 (BL, GR)**  
 ANSI: **R3D514**

### 216\_PK

AVAILABLE FINISHES: **A, B, BDG, BSP, D, SN, WSP**  
 REPLACEMENT INSERT: **PK9 (BL, GR)**  
 ANSI: **R3G514**

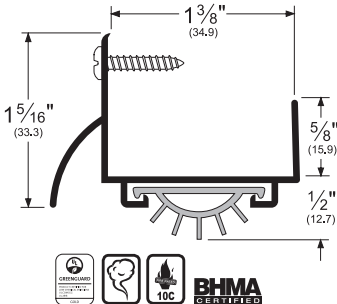


### 215\_V

AVAILABLE FINISHES: **A, BDG, BSP, D, PW, SN**  
 REPLACEMENT INSERT: **EV9 (BL, GR)**  
 ANSI: **R3D514**

### 215\_PK

AVAILABLE FINISHES: **A, BDG, BSP, D, PW, SN**  
 REPLACEMENT INSERT: **PK9 (BL, GR)**  
 ANSI: **R3G514**

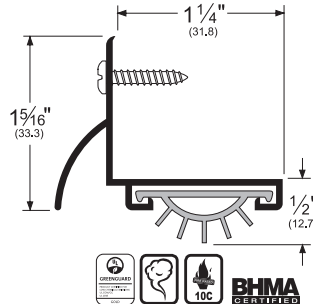


### 210\_V

AVAILABLE FINISHES: **A, BSP, D, PW, SN**  
 REPLACEMENT INSERT: **EV9 (BL, GR)**  
 ANSI: **R3D514**

### 210\_PK

AVAILABLE FINISHES: **A, BSP, D, PW, SN**  
 REPLACEMENT INSERT: **PK9 (BL, GR)**  
 ANSI: **R3G514**

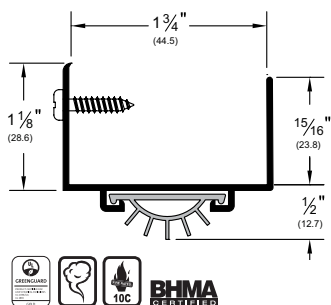


### 217\_V

AVAILABLE FINISHES: **A, BSP, D, G, SN, WSP**  
 REPLACEMENT INSERT: **EV9 (BL, GR)**  
 ANSI: **R3D414**

### 217\_PK

AVAILABLE FINISHES: **A, BSP, D, G, SN, WSP**  
 REPLACEMENT INSERT: **PK9 (BL, GR)**  
 ANSI: **R3G414**

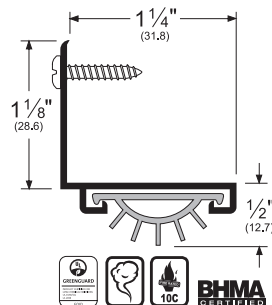


### 211\_V

AVAILABLE FINISHES: **A, BSP, D, G, WSP**  
 REPLACEMENT INSERT: **EV9 (BL, GR)**  
 ANSI: **R3D414**

### 211\_PK

AVAILABLE FINISHES: **A, BSP, D, G, WSP**  
 REPLACEMENT INSERT: **PK9 (BL, GR)**  
 ANSI: **R3G414**



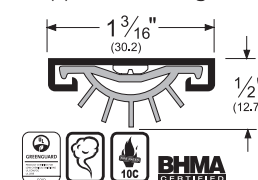
### 234\_V

AVAILABLE FINISHES: **A, BSP, D, G**  
 REPLACEMENT INSERT: **EV9 (BL, GR)**  
 ANSI: **R3D414**

### 234\_PK

AVAILABLE FINISHES: **A, BSP, D, G**  
 REPLACEMENT INSERT: **PK9 (BL, GR)**  
 ANSI: **R3G414**

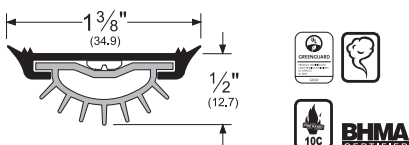
- Supplied Net Length (as ordered)



### 209\_V

AVAILABLE FINISHES: **A, BSP, D**  
 REPLACEMENT INSERT: **EV15 (BL, GR)**  
 ANSI: **R3D414**

- Supplied Net Length (as ordered)



NOTE: Products shown in this section may not be drawn to scale.

AVAILABLE FINISHES FOR PRODUCTS SHOWN ON THIS PAGE  
**A** (Mill Finish Aluminum) **BDG** (Bright Dip Gold Anodized) **BSP** (Black Suede Powder Coated Aluminum)  
**D** (Dark Bronze Anodized) **G** (Gold Anodized) **PW** (Painted White)  
**SN** (Satin Nickel Anodized) **WSP** (White Suede Powder Coated Aluminum)

800-824-3018 | www.pemko.com

Check the web site for the up-to-date catalog

Copyright © 2015-2025, ASSA ABLOY Accessories and Door Controls Group, Inc., an ASSA ABLOY Group company. All rights reserved.  
 Reproduction in whole or in part without the express written permission of ASSA ABLOY Accessories and Door Controls Group, Inc. is prohibited.

**PEMKO**  
**ASSA ABLOY**

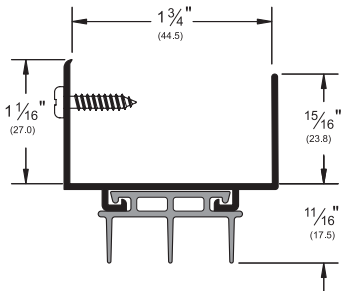
Experience a safer  
 and more open world

# DOOR SHOES (Cont.)

- Notched-fin gaskets (where applicable) allow up to 50% free air flow
- Recommended compression of gasket fins is 1/16"
- Except where noted, supplied with 1/4" undercut from length ordered. Specify "NET LENGTH" to receive length as ordered."

## 2173\_V

AVAILABLE FINISHES: **A, BSP, D, G, WSP**  
 AVAILABLE LENGTHS: **36", 48"**  
 REPLACEMENT INSERT: **EV94 (BL)**  
 ANSI: **R3D414, R3D415**



Also available with unnotched insert:

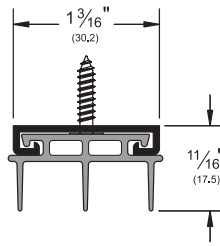
2173\_V36UN  
 2173\_V48UN



## 2343\_V

AVAILABLE FINISHES: **A, BSP, D, G**  
 AVAILABLE LENGTHS: **36", 48"**  
 REPLACEMENT INSERT: **EV94 (BL)**  
 ANSI: **R3D414, R3D415**

- Supplied Net Length (as ordered)



Also available with unnotched insert:

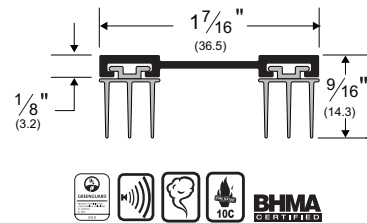
2343\_V36UN  
 2343\_V48UN



## 3692\_PK773

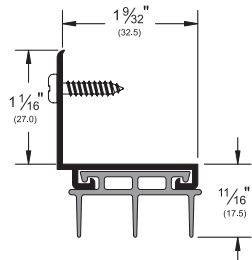
AVAILABLE FINISHES: **A**  
 AVAILABLE LENGTHS: **36", 48"**  
 REPLACEMENT INSERT: **PK773 (BL, GR)**  
 ANSI: **R3G414, R3G415**

- Supplied Net Length (as ordered)



## 2113\_V

AVAILABLE FINISHES: **A, BSP, D, G, WSP**  
 AVAILABLE LENGTHS: **36", 48"**  
 REPLACEMENT INSERT: **EV94 (BL)**  
 ANSI: **R3D414, R3D415**



Also available with unnotched insert:

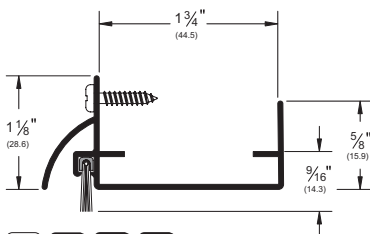
2113\_V36UN  
 2113\_V48UN



## 223\_NB

AVAILABLE FINISHES: **A, BSP, WSP**  
 REPLACEMENT INSERT: **P516041 (BL, GR)**  
 ANSI: **R3A514, R3A515**

- Supplied Net Length (as ordered)



Replacement "V" gasket for Door Shoes on this page is EV94. For replacement gasket with notched fins, add "N" to the end of the part number.

Example:  
 EV94BL-36.5 - Unnotched fins  
 EV94BL-36.5N - Notched fins (for airflow)

NOTE: Products shown in this section may not be drawn to scale.

AVAILABLE FINISHES FOR PRODUCTS SHOWN ON THIS PAGE

**A** (Mill Finish Aluminum) **BSP** (Black Suede Powder Coated Aluminum)  
**D** (Dark Bronze Anodized) **G** (Gold Anodized) **WSP** (White Suede Powder Coated Aluminum)



Experience a safer and more open world

800-824-3018 | www.pemko.com  
 Check the web site for the up-to-date catalog

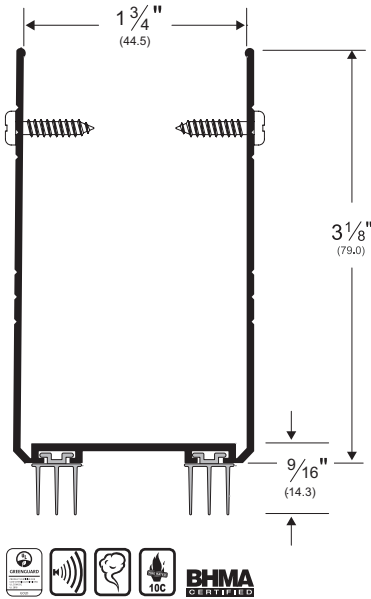
Copyright © 2015-2025, ASSA ABLOY Accessories and Door Controls Group, Inc., an ASSA ABLOY Group company. All rights reserved. Reproduction in whole or in part without the express written permission of ASSA ABLOY Accessories and Door Controls Group, Inc. is prohibited.

## DOOR SHOES (Cont.)

### 2212\_PK773

AVAILABLE FINISHES: **10BE, A, BSP, WSP**  
 REPLACEMENT INSERT: **PK773 (BL)**  
 ANSI: **R3G416**

- Combination door shoe and kick plate
- Excellent Acoustic performance
- Supplied Net Length (as ordered)



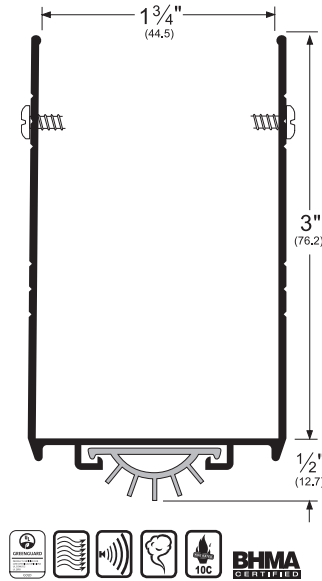
### 221\_V

AVAILABLE FINISHES: **A, BSP, D, G, WSP**  
 REPLACEMENT INSERT: **EV9 (BL, GR)**  
 ANSI: **R3D414**

### 221\_PK

AVAILABLE FINISHES: **A, BSP, D, G, WSP**  
 REPLACEMENT INSERT: **PK9 (BL, GR)**  
 ANSI: **R3G414**

- Combination door shoe and kick plate
- Supplied Net Length (as ordered)



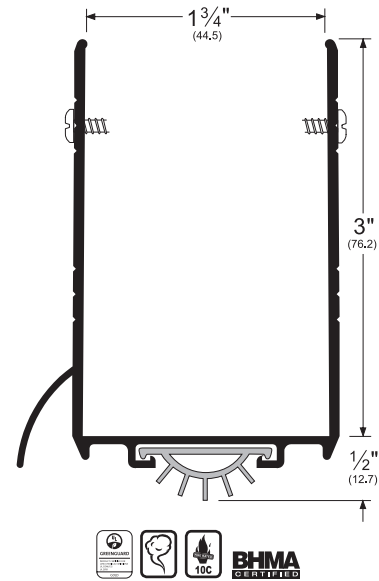
### 2211\_V

AVAILABLE FINISHES: **A, BSP, D, G, WSP**  
 REPLACEMENT INSERT: **EV9 (BL, GR)**  
 ANSI: **R3D514**

### 2211\_PK

AVAILABLE FINISHES: **A, BSP, D, G, WSP**  
 REPLACEMENT INSERT: **PK9 (BL, GR)**  
 ANSI: **R3G514**

- Combination door shoe and kick plate with raindrip
- Supplied Net Length (as ordered)

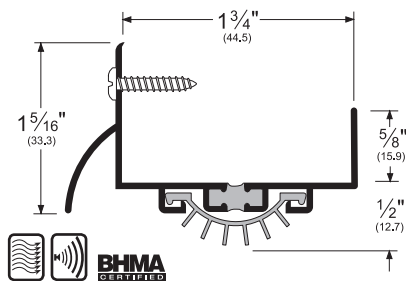


## Thermally Broken Door Shoe

- Polypropylene thermal break (FG) prevents conductivity of hot or cold from exterior to interior. Supplied with PemkoPrene™ Seal
- Supplied Net Length (as ordered)

### 216\_FG

AVAILABLE FINISHES: **A, BSP, D, SN, WSP**  
 REPLACEMENT INSERT: **PK216 (BL, GR)**  
 ANSI: **R3D514**



NOTE: Products shown in this section may not be drawn to scale.

AVAILABLE FINISHES FOR PRODUCTS SHOWN ON THIS PAGE

**A** (Mill Finish Aluminum) **BSP** (Black Suede Powder Coated Aluminum) **D** (Dark Bronze Anodized) **G** (Gold Anodized)  
**SN** (Satin Nickel Anodized) **WSP** (White Suede Powder Coated Aluminum) **10BE** (Satin Bronze Powder Coated Aluminum)

800-824-3018 | [www.pemko.com](http://www.pemko.com)

Check the web site for the up-to-date catalog

Copyright © 2015-2025, ASSA ABLOY Accessories and Door Controls Group, Inc., an ASSA ABLOY Group company. All rights reserved.  
 Reproduction in whole or in part without the express written permission of ASSA ABLOY Accessories and Door Controls Group, Inc. is prohibited.

**PEMKO**  
**ASSA ABLOY**

Experience a safer  
 and more open world

## DOOR SWEEPS FOR HOLLOW METAL DOORS

- Profiles in this section available with PemkoPrene™ (PK) or Eco-V™ (V); both are the same shape and size
- Slotted holes for easy adjustment
- Rain drip model is ideal for deflecting rain away from the bottom of the door

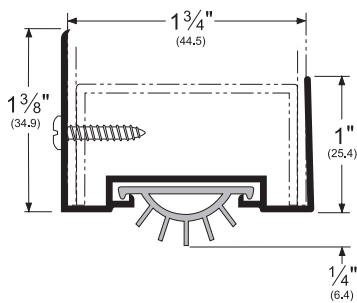
### 222\_V

AVAILABLE FINISHES: **A, BSP, D, WSP**  
 REPLACEMENT INSERT: **EV9 (BL, GR)**  
 ANSI: **R3D414**

### 222\_PK

AVAILABLE FINISHES: **A, BSP, D, WSP**  
 REPLACEMENT INSERT: **PK9 (BL, GR)**  
 ANSI: **R3G414**

- For hollow metal doors with inverted bottom channel
- Supplied Net Length (as ordered)



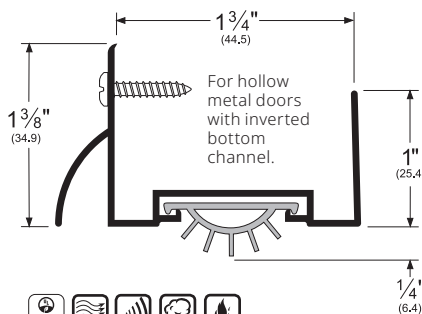
### 2221\_V

AVAILABLE FINISHES: **A, BSP, D, G, WSP**  
 REPLACEMENT INSERT: **EV9 (BL, GR)**  
 ANSI: **R3D514**

### 2221\_PK

AVAILABLE FINISHES: **A, BSP, D, G, WSP**  
 REPLACEMENT INSERT: **EV9 (BL, GR)**  
 ANSI: **R3G514**

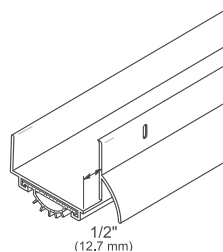
- Supplied Net Length (as ordered)



## FABRICATION OPTIONS FOR DOOR SHOES

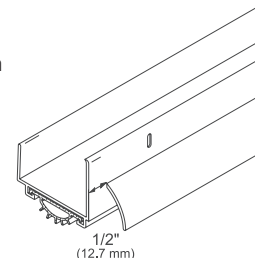
### 1/2" Full Notch

- **Fabrication includes:** removal of rain drip and front flange of door shoe to prevent interference with door stop and weatherstrip
- **Ordering:** order width of door leaf, and designate by adding "M" following the product number (Example: a 216AV with a 1/2" full notch fabrication, for a 36" door leaf = 216AVM36)



### 1/2" Half Notch

- **Fabrication includes:** removal of rain drip to prevent interference with door stop and weatherstrip
- **Ordering:** order width of door leaf and designate by adding "N" following the product number
- **Special:** Other half notches available are 9/16", 5/8", and 3/4" widths, please specify when ordering (Example: a 216AV with a 1/2" half notch fabrication, for a 36" door leaf = 216AVN36)



NOTE: Products shown in this section may not be drawn to scale.

AVAILABLE FINISHES FOR PRODUCTS SHOWN ON THIS PAGE

**A** (Mill Finish Aluminum) **BDC** (Bright Dip Clear Anodized) **BSP** (Black Suede Powder Coat)  
**D** (Dark Bronze Anodized) **G** (Gold Anodized) **WSP** (White Suede Powder Coat)



Experience a safer  
and more open world

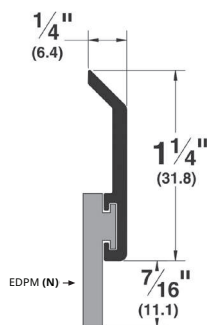
800-824-3018 | www.pemko.com  
 Check the web site for the up-to-date catalog

Copyright © 2015-2025, ASSA ABLOY Accessories and Door Controls Group, Inc., an ASSA ABLOY Group company. All rights reserved. Reproduction in whole or in part without the express written permission of ASSA ABLOY Accessories and Door Controls Group, Inc. is prohibited.

# DOOR BOTTOM SWEEPS

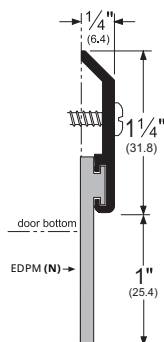
## 315\_N

AVAILABLE FINISHES: **B, BSP, C, D, WSP, 10BE, G, SN**  
 REPLACEMENT INSERT: **E315 (BL)**  
 ANSI: **R3B434, R3B435**



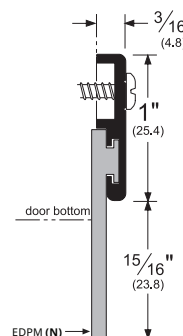
## 3151\_N

AVAILABLE FINISHES: **BSP, C, D, G, WSP**  
 REPLACEMENT INSERT: **E321 (BL)**  
 ANSI: **R3B434**



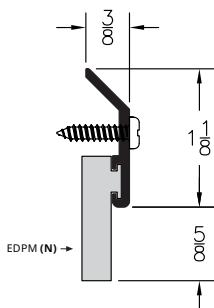
## 321\_N

AVAILABLE FINISHES: **BSP, C, D, G, WSP**  
 REPLACEMENT INSERT: **E321 (BL)**  
 ANSI: **R3B434, R3B435**



## 368\_N

AVAILABLE FINISHES: **BSP, C, D, WSP**  
 REPLACEMENT INSERT: **E368 (BL)**  
 ANSI: **R3B434, R3B435**



NOTE: Products shown in this section may not be drawn to scale.

AVAILABLE FINISHES FOR PRODUCTS SHOWN ON THIS PAGE

**B** (Mill Finish Extruded Bronze [Brass]) **BSP** (Black Suede Powder Coated Aluminum)  
**C** (Clear Anodized) **D** (Dark Bronze Anodized) **G** (Gold Anodized) **WSP** (White Suede Powder Coated Aluminum)

800-824-3018 | [www.pemko.com](http://www.pemko.com)

Check the web site for the up-to-date catalog

Copyright © 2015-2025, ASSA ABLOY Accessories and Door Controls Group, Inc., an ASSA ABLOY Group company. All rights reserved. Reproduction in whole or in part without the express written permission of ASSA ABLOY Accessories and Door Controls Group, Inc. is prohibited.

**PEMKO**  
**ASSA ABLOY**

Experience a safer  
 and more open world

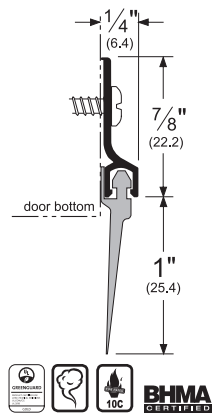
# DOOR BOTTOM SWEEPS (Cont.)

## 307\_V

AVAILABLE FINISHES:  
**A, BSP, C, D, PW**  
 REPLACEMENT INSERT:  
**EV54 (BL, GR, W)**  
 ANSI: **R3D434**

## 307\_PK

AVAILABLE FINISHES:  
**A, BSP, C, D, PW**  
 REPLACEMENT INSERT:  
**PK54 (BL, GR)**  
 ANSI: **R3G434**

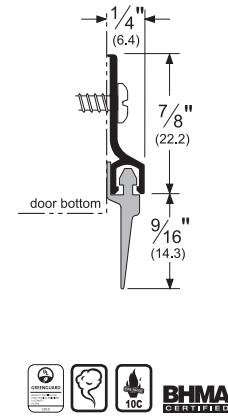


## 308\_V

AVAILABLE FINISHES:  
**A, BSP, C, D, PW**  
 REPLACEMENT INSERT:  
**EV65 (BL, GR)**  
 ANSI: **R3D434**

## 308\_PK

AVAILABLE FINISHES:  
**A, BSP, C, D, PW**  
 REPLACEMENT INSERT:  
**PK65 (BL, GR)**  
 ANSI: **R3D434**

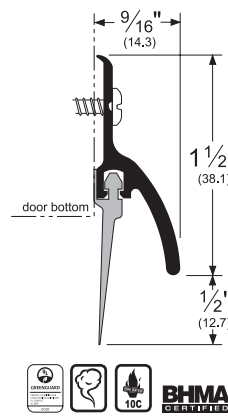


## 345\_V

AVAILABLE FINISHES:  
**A, BSP, C, D, G, WSP**  
 REPLACEMENT INSERT:  
**EV54 (BL, GR, W)**  
 ANSI: **R3D534**

## 345\_PK

AVAILABLE FINISHES:  
**A, BSP, C, D, G, WSP**  
 REPLACEMENT INSERT:  
**PK54 (BL, GR)**  
 ANSI: **R3G534**

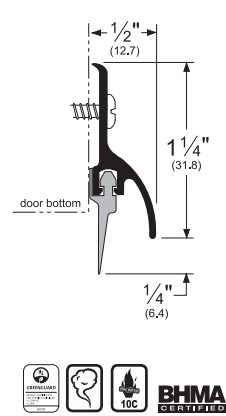


## 3452\_V

AVAILABLE FINISHES:  
**A, BSP, C, D, WSP, G, SN**  
 REPLACEMENT INSERT:  
**EV65 (BL, GR, W)**  
 ANSI: **R3D534**

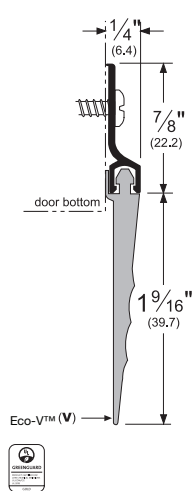
## 3452\_PK

AVAILABLE FINISHES:  
**A, BSP, C, D, WSP, G, SN**  
 REPLACEMENT INSERT:  
**PK65 (BL, GR)**  
 ANSI: **R3G534**



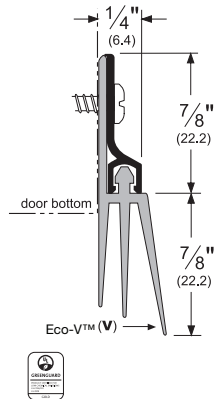
## 56\_V

AVAILABLE FINISHES:  
**A, BSP, D, WSP**  
 REPLACEMENT INSERT:  
**EV56 (BL, GR)**



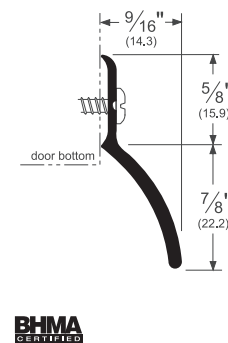
## 57\_V

AVAILABLE FINISHES:  
**A, BSP, D, WSP**  
 REPLACEMENT INSERT:  
**EV57 (BL)**



## 345\_

AVAILABLE FINISHES:  
**A, B, BSP, C, D, G, WSP**  
 ANSI: **R3Y936**



NOTE: Products shown in this section may not be drawn to scale.

AVAILABLE FINISHES FOR PRODUCTS SHOWN ON THIS PAGE  
**A** (Mill Finish Aluminum) **B** (Mill Finish Extruded Bronze [Brass])  
**BSP** (Black Suede Powder Coat) **C** (Clear Anodized) **D** (Dark Bronze Anodized)  
**G** (Gold Anodized) **PW** (Painted White) **WSP** (White Suede Powder Coat)



Experience a safer  
 and more open world

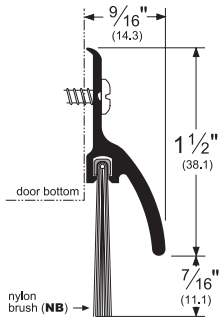
800-824-3018 | www.pemko.com  
 Check the web site for the up-to-date catalog

Copyright © 2015-2025, ASSA ABLOY Accessories and Door Controls Group, Inc., an ASSA ABLOY Group company. All rights reserved.  
 Reproduction in whole or in part without the express written permission of ASSA ABLOY Accessories and Door Controls Group, Inc. is prohibited.

# DOOR BOTTOM SWEEPS (Cont.)

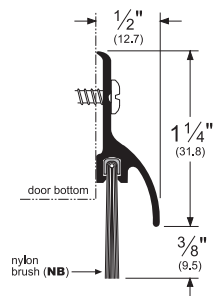
## 345\_NB

AVAILABLE FINISHES:  
**A, BSP, D, G, WSP**  
 REPLACEMENT INSERT:  
**P14100 (BL, GR)**  
 ANSI: **R3A534**



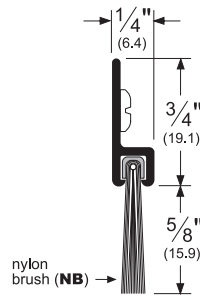
## 3452\_NB

AVAILABLE FINISHES:  
**BSP, C, D, G, WSP**  
 REPLACEMENT INSERT:  
**P14075 (BL, GR)**  
 ANSI: **R3A534**



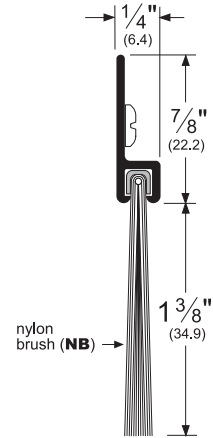
## 18061\_NB

AVAILABLE FINISHES:  
**BSP, C, D, G, SN, WSP**  
 REPLACEMENT INSERT:  
**P516062 (BL, GR, W)**  
 ANSI: **R3A434**



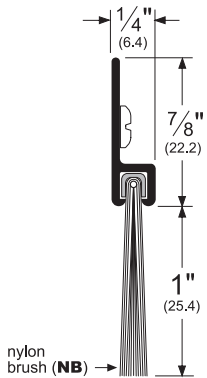
## 18137\_NB

AVAILABLE FINISHES:  
**BSP, C, D, G, WSP**  
 REPLACEMENT INSERT:  
**P38137 (BL, GR)**  
 ANSI: **R3A434**



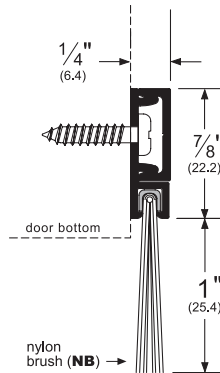
## 18100\_NB

AVAILABLE FINISHES:  
**BSP, C, D, G, WSP**  
 REPLACEMENT INSERT:  
**P38100 (BL, GR)**  
 ANSI: **R3A434**



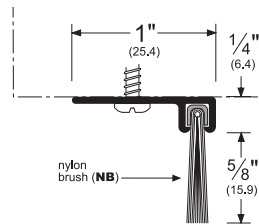
## 293100\_NB

AVAILABLE FINISHES:  
**BSP, C, D, G, WSP**  
 REPLACEMENT INSERT:  
**P516100 (BL, GR, W)**



## 90062\_NB

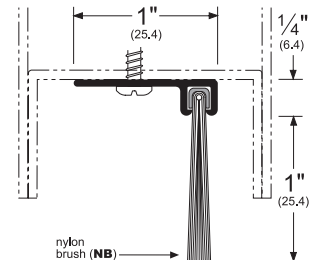
AVAILABLE FINISHES:  
**BSP, C, D, G, WSP**  
 REPLACEMENT INSERT:  
**P516062 (BL, GR, W)**  
 ANSI: **R3A414**



## 90100\_NB

AVAILABLE FINISHES:  
**BSP, C, D, WSP**  
 REPLACEMENT INSERT:  
**P516100 (BL, GR, W)**  
 ANSI: **R3A414**

For hollow metal doors with inverted channel



NOTE: Products shown in this section may not be drawn to scale.

AVAILABLE FINISHES FOR PRODUCTS SHOWN ON THIS PAGE  
**A** (Mill Finish Aluminum) **BSP** (Black Suede Powder Coat) **C** (Clear Anodized)  
**D** (Dark Bronze Anodized) **G** (Gold Anodized) **SN** (Satin Nickel Anodized)  
**WSP** (White Suede Powder Coat)

800-824-3018 | [www.pemko.com](http://www.pemko.com)  
 Check the web site for the up-to-date catalog

Copyright © 2015-2025, ASSA ABLOY Accessories and Door Controls Group, Inc., an ASSA ABLOY Group company. All rights reserved.  
 Reproduction in whole or in part without the express written permission of ASSA ABLOY Accessories and Door Controls Group, Inc. is prohibited.

**PEMKO**  
**ASSA ABLOY**

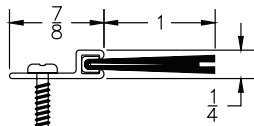
Experience a safer  
 and more open world

# DOOR BOTTOM SWEEPS (Cont.)

## Alternate Insert For 18100

### 18100\_NBE

AVAILABLE FINISHES: **BSP, C, D, G, WSP**  
 REPLACEMENT INSERT: **P38100E (BL)**  
 ANSI: **R3A434**



No. 6 x 5/8" PHSMS, Phillips  
 (Factory Provided)

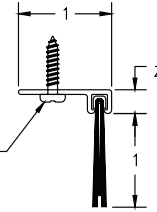


## Alternate Insert For 90100

### 90100\_NBE

AVAILABLE FINISHES: **BSP, C, D, WSP**  
 REPLACEMENT INSERT: **P516100E (BL)**  
 ANSI: **R3A414**

- For hollow metal doors with inverted channel



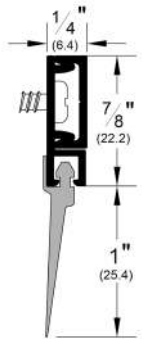
No. 6 x 5/8" PHSMS, Phillips  
 (Factory Provided)



## Alternate Inserts For 293100

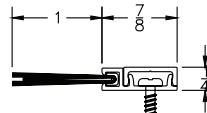
### 293100\_V

AVAILABLE FINISHES: **C, D**  
 REPLACEMENT INSERT: **EV54 (BL, GR, W)**



### 293100\_NBE

AVAILABLE FINISHES: **BSP, C, D, G, WSP**  
 REPLACEMENT INSERT: **P516100E (BL)**



No. 6 x 5/8" PHSMS, Phillips  
 (Factory Provided)



NOTE: Products shown in this section may not be drawn to scale.

AVAILABLE FINISHES FOR PRODUCTS SHOWN ON THIS PAGE  
**BSP** (Black Suede Powder Coat), **C** (Clear Anodized), **D** (Dark Bronze Anodized),  
**G** (Gold Anodized), **WSP** (White Suede Powder Coat),



Experience a safer  
 and more open world

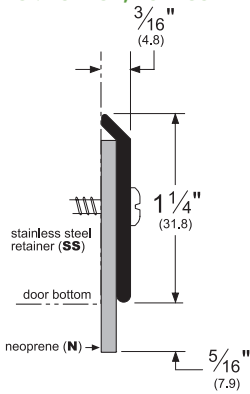
800-824-3018 | [www.pemko.com](http://www.pemko.com)  
 Check the web site for the up-to-date catalog

Copyright © 2015-2025, ASSA ABLOY Accessories and Door Controls Group, Inc., an ASSA ABLOY Group company. All rights reserved.  
 Reproduction in whole or in part without the express written permission of ASSA ABLOY Accessories and Door Controls Group, Inc. is prohibited.

# STAINLESS STEEL DOOR BOTTOM SWEEPS

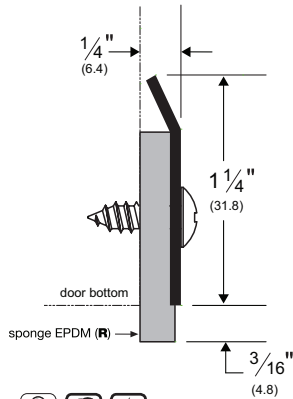
## 315SSN

AVAILABLE FINISH: **SS (#4 Finish)**  
 REPLACEMENT INSERT: **N8 (BL)**  
 ANSI: **R5B434, R5B435**



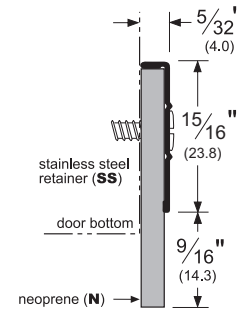
## 315SSR

AVAILABLE FINISH: **SS (#4 Finish)**  
 REPLACEMENT INSERT: **ER2 (BL)**  
 ANSI: **R5G164, R5G165**



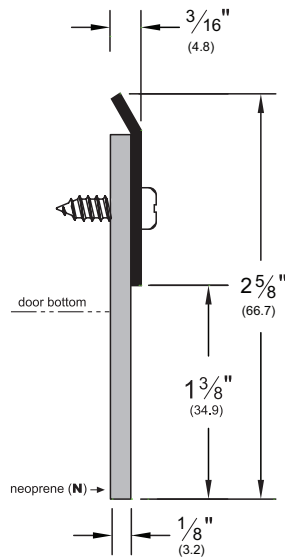
## 321SSN

AVAILABLE FINISH: **SS**  
 REPLACEMENT INSERT: **N8 (BL)**  
 ANSI: **R5B165**  
 • 430 Bright Annealed SS



## 3151SSN

AVAILABLE FINISH: **SS (#4 Finish)**  
 REPLACEMENT INSERT: **N9 (BL)**  
 ANSI: **R5B434, R5B435**



# SPECIALTY DOOR SWEEP

• Talc-filled polypropylene body with flexible PemkoPrene® fin

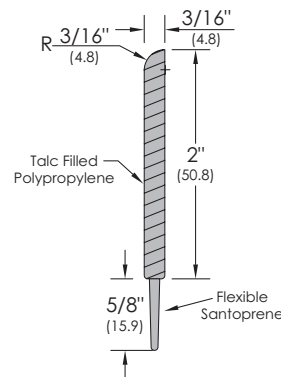
## SFSC200

AVAILABLE FINISH: **BL, GR**

NOTE: Products shown in this section may not be drawn to scale.

AVAILABLE FINISHES FOR PRODUCTS SHOWN ON THIS PAGE  
**SS** (See Individual Part)

SFSC Finishes: **BL** (Black), **GR** (Gray)



800-824-3018 | [www.pemko.com](http://www.pemko.com)

Check the web site for the up-to-date catalog

Copyright © 2015-2025, ASSA ABLOY Accessories and Door Controls Group, Inc., an ASSA ABLOY Group company. All rights reserved.  
 Reproduction in whole or in part without the express written permission of ASSA ABLOY Accessories and Door Controls Group, Inc. is prohibited.

**PEMKO**  
**ASSA ABLOY**

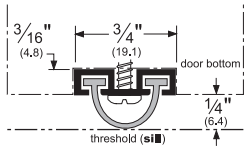
Experience a safer  
 and more open world

## SPECIALTY DOOR BOTTOMS

- May be used in many different applications. Some of these shapes may be used as meeting stile gasketing; see page 174 for examples
- Supplied Net Length (as ordered)

### 313\_N

AVAILABLE FINISHES: **A, D, G**  
 REPLACEMENT INSERT:  
**E1 (BL, GR)**  
 ANSI: **R3G416**

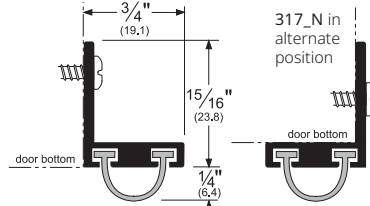


EPDM (N)



### 317\_N

AVAILABLE FINISHES: **A, BSP, D**  
 REPLACEMENT INSERT: **E1 (BL, GR)**  
 ANSI: **R3G416**

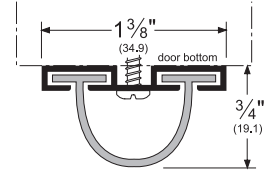


EPDM (N)



### 314\_N

AVAILABLE FINISHES: **C, D, G**  
 REPLACEMENT INSERT: **E3 (BL, GR)**  
 ANSI: **R3G416**



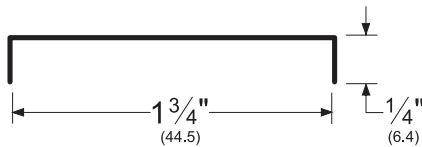
EPDM (N)



## DOOR TOP WEATHERSTRIP

### \_344

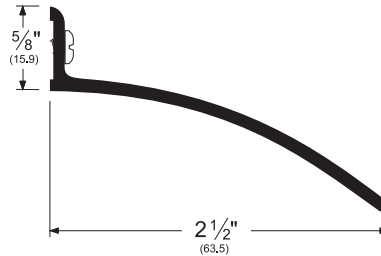
AVAILABLE FINISHES: **PA**  
 AVAILABLE LENGTHS: **36", 48"**



### 346\_

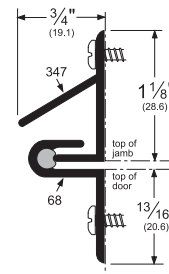
AVAILABLE FINISHES: **10BE, BSP, C, D, WSP**

- Overhead rain drip with slotted holes
- Should be ordered a minimum of 4" longer than the door width



### 347\_68\_R

AVAILABLE FINISHES: **A, D, G**



NOTE: Products shown in this section may not be drawn to scale.

AVAILABLE FINISHES FOR PRODUCTS SHOWN ON THIS PAGE


**10BE** (Satin Bronze Powder Coated Aluminum) **A** (Mill Finish Aluminum) **BSP** (Black Suede Powder Coated Aluminum)  
**C** (Clear Anodized) **D** (Dark Bronze Anodized) **G** (Gold Anodized) **PA** (Painted Aluminum)  
**WSP** (White Suede Powder Coated Aluminum)

Non-Metal Finish: **BL** (Black)



Experience a safer  
and more open world

# PEMKO ASTRAGALS & MEETING STILES



## CONTENTS:

Astragal and Meeting Stile Gasketing - Split Astragals.....	152
Split Astragals with Snap Covers – Concealed Fasteners.....	154
Meeting Stile Gasketing.....	154
Meeting Stile Gasketing/Excessive Gap Meeting Stile.....	155
Adhesive Astragal/Meeting Stile Seals .....	156
Adjustable Astragals.....	156
“T” and Overlapping Astragals.....	157
Security Astragal.....	158
Adhesive-Backed Mullion Gasketing.....	158
Adhesive-Backed Astragal Seal .....	158
Offset Security Bar .....	158
Locking Astragals.....	159

## INDEX:

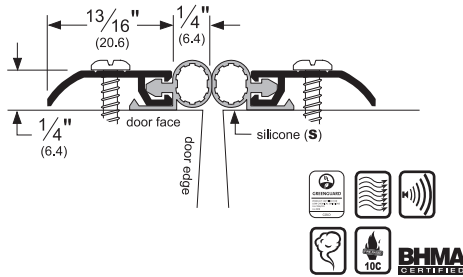
<u>PRODUCT</u>	<u>PAGE</u>	<u>PRODUCT</u>	<u>PAGE</u>	<u>PRODUCT</u>	<u>PAGE</u>
297.....	152	355 .....	157	5110.....	158
300 .....	155	356 .....	157	18041 .....	153
303 .....	152	357 .....	157	18061 .....	153
305 .....	152	359.....	157	29310.....	154
305SS.....	152	369 .....	155	29324.....	154
310.....	153	371.....	155	29326.....	154
311CIN.....	153	372 .....	155	PemGuard.....	158
313.....	154	375.....	157	S771 .....	156
314.....	154	3493.....	158	S771x6.....	156
316.....	153	3494.....	158	S772.....	156
351 .....	156	3495.....	160	S1125 .....	158
353 .....	158	3496.....	160	XG90SSME-KIT.....	155
354 .....	156	3572 .....	158		

# ASTRAGAL AND MEETING STILE GASKETING – SPLIT ASTRAGALS

- Astragals and meeting stiles with a fire label may be mounted on pairs of doors wherein the gap meets the requirements of **NFPA 80, 6.3.1.7.1 “The clearance between... the meeting edges of doors swinging in pairs on the pull side shall be 1/8" ± 1/16" (3.18mm ± 1.59mm) for steel doors and shall not exceed 1/8" (3.18mm) for wood doors”**
- Punched with slotted holes for adjustment
- Order split astragals at two (2) pieces by door height per set of double doors. When ordering add "1/2" to the end of the part number to specify 2 pieces (i.e. order quantity 1 each 303AS84/2 to get two lengths at 84 inches)
- Clear anodized brush products are supplied with gray brush. Painted white brush products are supplied with white brush when available, otherwise black brush is supplied. All other finishes supplied with black brush. Black brush is available for clear anodized and painted white brush products upon request.

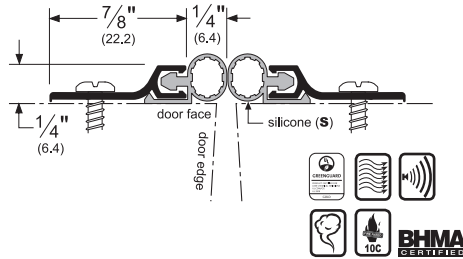
## 297\_S

AVAILABLE FINISHES:  
**10BE, A, BDG, BSP, D, PW, SN, WSP**  
 REPLACEMENT INSERT:  
**S3 (BL, W)**  
 ANSI: **R3E734, R3E735**



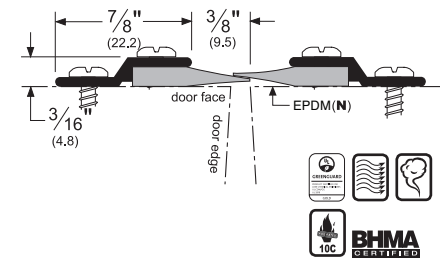
## 303\_S

AVAILABLE FINISHES:  
**10BE, A, BSP, C, D, G, PW, SN, WSP**  
 REPLACEMENT INSERT:  
**S3 (BL, W)**  
 ANSI: **R3E734, R3E735**



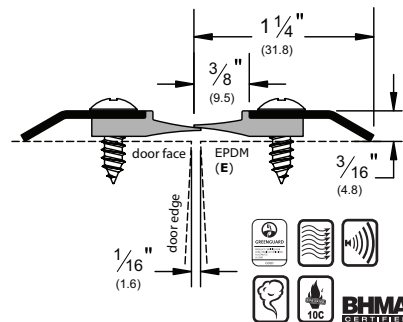
## 305\_N

AVAILABLE FINISHES:  
**10BE, B, BSP, C, D, WSP**  
 REPLACEMENT INSERT:  
**E2 (BL)**  
 ANSI: **R3G734, R3G735**



## 305SSE

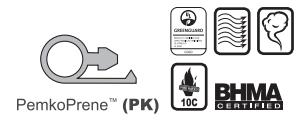
AVAILABLE FINISHES:  
**SS (#4 Finish)**  
 REPLACEMENT INSERT:  
**E2 (BL)**  
 ANSI: **R5G734, R5G735**



### Alternate Inserts For 297

#### 297\_PK

AVAILABLE FINISHES:  
**10BE, A, BDG, BSP, D, PW, SN, WSP**  
 REPLACEMENT INSERT:  
**PK47 (BL, GR)**  
 ANSI: **R3G734, R3G735**



#### 297\_V

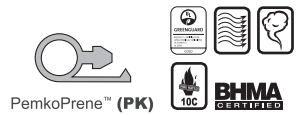
AVAILABLE FINISHES:  
**10BE, A, BDG, BSP, D, PW, SN, WSP**  
 REPLACEMENT INSERT:  
**EV47 (BL, GR, W)**



### Alternate Inserts For 303

#### 303\_PK

AVAILABLE FINISHES:  
**10BE, A, BSP, C, D, G, PW, SN, WSP**  
 REPLACEMENT INSERT:  
**PK47 (BL, GR)**  
 ANSI: **R3G734**



#### 303\_V

AVAILABLE FINISHES:  
**10BE, A, BSP, C, D, G, PW, SN, WSP**  
 REPLACEMENT INSERT:  
**EV47 (BL, GR, W)**



#### AVAILABLE FINISHES FOR PRODUCTS SHOWN ON THIS PAGE

**10BE** (Satin Bronze Powder Coated Aluminum) **A** (Mill Finish Aluminum) **BDG** (Bright Dip Gold Anodized) **BSP** (Black Suede Powder Coated Aluminum) **C** (Clear Anodized) **D** (Dark Bronze Anodized) **G** (Gold Anodized) **PW** (Painted White) **SN** (Satin Nickel Anodized) **WSP** (White Suede Powder Coated Aluminum)



Experience a safer and more open world

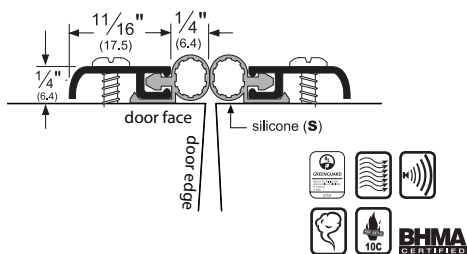
800-824-3018 | www.pemko.com  
 Check the web site for the up-to-date catalog

Copyright © 2015-2025, ASSA ABLOY Accessories and Door Controls Group, Inc., an ASSA ABLOY Group company. All rights reserved. Reproduction in whole or in part without the express written permission of ASSA ABLOY Accessories and Door Controls Group, Inc. is prohibited.

# ASTRAGAL AND MEETING STILE GASKETING – SPLIT ASTRAGALS (Cont.)

## 316\_S

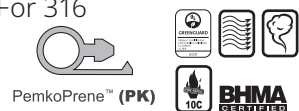
AVAILABLE FINISHES:  
**10BE, A, BSP, D, G, WSP**  
REPLACEMENT INSERT:  
**S3 (BL, W)**  
ANSI: **R3E734, R3E735**



### Alternate Inserts For 316

#### 316\_PK

AVAILABLE FINISHES:  
**10BE, A, BSP, D, G, WSP**  
REPLACEMENT INSERT:  
**PK47 (BL, GR)**  
ANSI: **R3G734, R3G735**



#### 316\_V

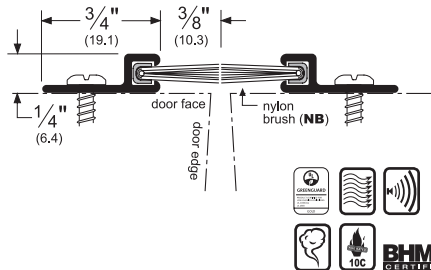
AVAILABLE FINISHES:  
**10BE, A, BSP, D, G, WSP**  
REPLACEMENT INSERT:  
**EV47 (BL, GR, W)**



## 18041\_NB

AVAILABLE FINISHES:  
**10BE, C, BSP, D, G, SN, WSP**  
REPLACEMENT INSERT:  
**P516041 (BL, GR)**  
ANSI: **R3A734**

NOTE: Brush should mesh from 1/32" to 1/16".



### Alternate Inserts For 18041

#### 18041\_SB

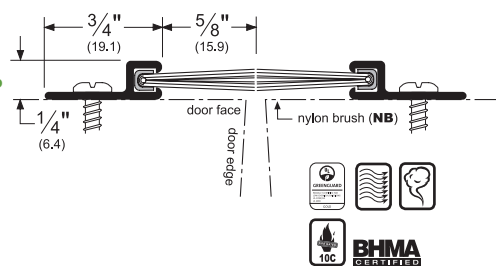
AVAILABLE FINISHES:  
**10BE, C, BSP, D, G, SN, WSP**  
REPLACEMENT INSERT:  
**P3 (BL, GR)**



## 18061\_NB

AVAILABLE FINISHES:  
**10BE, C, BSP, D, G, SN, WSP**  
REPLACEMENT INSERT:  
**P516062 (BL, GR, W)**  
ANSI: **R3A734**

NOTE: Brush should mesh from 1/32" to 1/16".



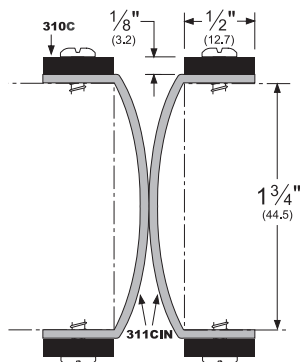
## 310\*

### 311CIN

AVAILABLE FINISHES:  
**C**

- Material required for one pair of doors:
  - 4 ea. 310 bars and
  - 2 ea. 311CIN cloth inserted rubber pieces
  - Specify 311CIN3.75 for 1 3/4" thick doors
  - Specify 311CIN4.00 for 2" thick doors
  - Specify 311CIN4.25 for 2 1/4" thick doors

\* Sold individually



#### AVAILABLE FINISHES FOR PRODUCTS SHOWN ON THIS PAGE

**10BE** (Satin Bronze Powder Coated Aluminum) **A** (Mill Finish Aluminum)  
**BSP** (Black Suede Powder Coated Aluminum) **C** (Clear Anodized) **D** (Dark Bronze Anodized)  
**G** (Gold Anodized) **SN** (Satin Nickel Anodized) **WSP** (White Suede Powder Coated Aluminum)

800-824-3018 | www.pemko.com

Check the web site for the up-to-date catalog

Copyright © 2015-2025, ASSA ABLOY Accessories and Door Controls Group, Inc., an ASSA ABLOY Group company. All rights reserved. Reproduction in whole or in part without the express written permission of ASSA ABLOY Accessories and Door Controls Group, Inc. is prohibited.

**PEMKO**  
**ASSA ABLOY**

Experience a safer  
and more open world

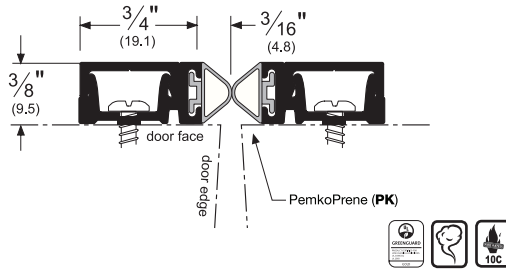
# SPLIT ASTRAGALS WITH SNAP COVERS – CONCEALED FASTENERS

• Snap cover helps prevent vandalism and adds an attractive finished look by concealing the fasteners

• Replacement snap cover part number is \_29316. Please specify finish and length when ordering.

## 29310\_PK

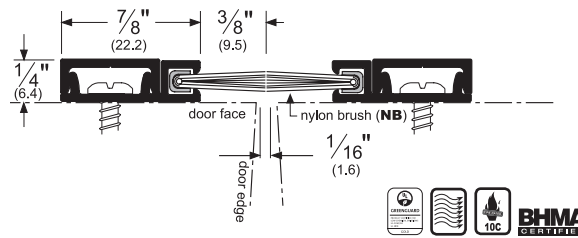
AVAILABLE FINISHES:  
**10BE, BSP, C, D, G, WSP**  
REPLACEMENT INSERT:  
**PK4 (BL, GR)**  
ANSI: **R3E734**



## 29324\_NB

AVAILABLE FINISHES:  
**10BE, BSP, C, D, G, WSP**  
REPLACEMENT INSERT:  
**P516041 (BL, GR)**  
ANSI: **R3A434**

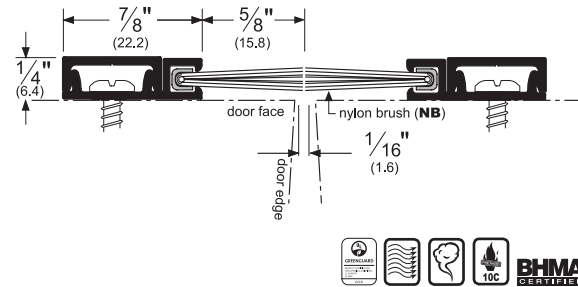
NOTE: Brush should mesh from 1/32" to 1/16".



## 29326\_NB

AVAILABLE FINISHES:  
**10BE, BSP, C, D, G, WSP**  
REPLACEMENT INSERT:  
**P516062 (BL, GR, W)**  
ANSI: **R3A164, R3A165**

NOTE: Brush should mesh from 1/32" to 1/16".



### Alternate Inserts For 29310

#### 29310\_P

AVAILABLE FINISHES:  
**10BE, BSP, C, D, G, WSP**  
REPLACEMENT INSERT:  
**P2 (BL, GR)**



#### 29310\_V

AVAILABLE FINISHES:  
**10BE, BSP, C, D, G, WSP**  
REPLACEMENT INSERT:  
**EV41 (BL, GR, W)**



### Alternate Inserts For 29324

#### 29324\_SB

AVAILABLE FINISHES:  
**10BE, BSP, C, D, G, WSP**  
REPLACEMENT INSERT:  
**P3 (BL, GR)**



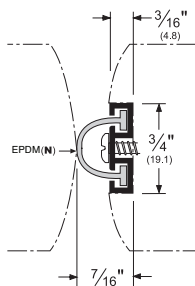
## MEETING STILE GASKETING

• These products do not work well on beveled-edge pairs of doors

### 313\_N

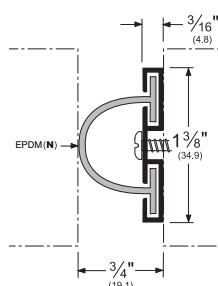
AVAILABLE FINISHES:  
**A, D, G**  
REPLACEMENT INSERT:  
**E1 (BL, GR)**

NOTE: Recommended radius is 1-7/8"



### 314\_N

AVAILABLE FINISHES:  
**C, D, G**  
REPLACEMENT INSERT:  
**E3 (BL, GR)**



#### AVAILABLE FINISHES FOR PRODUCTS SHOWN ON THIS PAGE

**10BE** (Satin Bronze Powder Coated Aluminum) **A** (Mill Finish Aluminum) **BSP** (Black Suede Powder Coated Aluminum) **C** (Clear Anodized) **D** (Dark Bronze Anodized) **G** (Gold Anodized) **WSP** (White Suede Powder Coated Aluminum)

800-824-3018 | [www.pemko.com](http://www.pemko.com)

Check the web site for the up-to-date catalog

Experience a safer  
and more open world

Copyright © 2015-2025, ASSA ABLOY Accessories and Door Controls Group, Inc., an ASSA ABLOY Group company. All rights reserved. Reproduction in whole or in part without the express written permission of ASSA ABLOY Accessories and Door Controls Group, Inc. is prohibited.

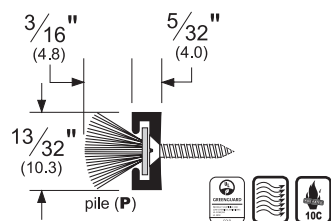
## MEETING STILE GASKETING (Cont.)

• Astragals/Meeting Stiles with a fire label may be mounted on pairs of doors wherein the gap meets the requirements of NFPA 80, 2-5.4

• These products do not work well on beveled-edge pairs of doors

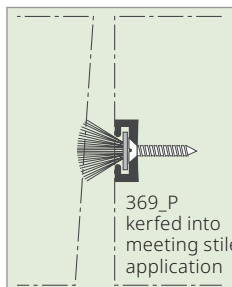
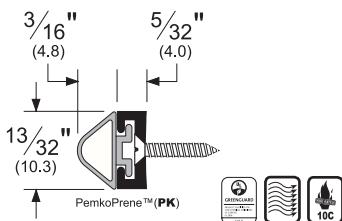
### 369\_P

AVAILABLE FINISHES: **A, D, G**  
REPLACEMENT INSERT:  
**P2 (BL, GR)**



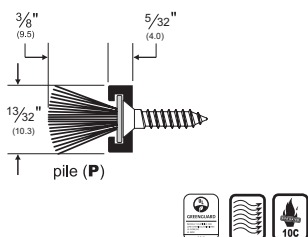
### 369\_PK

AVAILABLE FINISHES: **A, D, G**  
REPLACEMENT INSERT:  
**PK4 (BL, GR)**



### 369\_P4

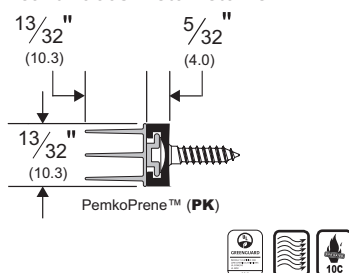
AVAILABLE FINISHES: **A, D, G**  
REPLACEMENT INSERT:  
**P4 (BL)**



### 369\_PK773

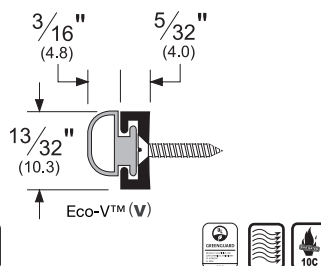
AVAILABLE FINISHES: **A, D, G**  
REPLACEMENT INSERT:  
**PK773 (BL)**

• Gasket only available in 36" or 49" lengths and will be spliced a continuous metal retainer



### 369\_V

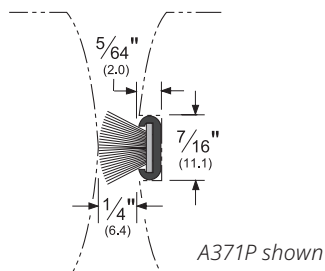
AVAILABLE FINISHES: **A, D, G**  
REPLACEMENT INSERT:  
**EV41 (BL, GR, W)**



### A371P (1/4" pile)

### A372P (3/8" pile)

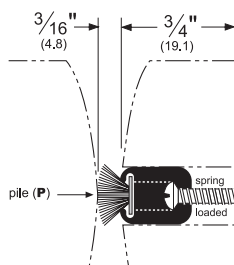
- Available in 84" and 96" lengths
- Available with gray pile only
- Fasten with nails or staples through pile and backing, or use adhesive. Fasteners not supplied
- Pile and backing do not separate



### 300\_P

AVAILABLE FINISHES:  
**B, C, D, G**  
REPLACEMENT INSERT:  
**P2 (BL, GR)**

- For a 3/8" gap (or smaller) between doors
- Spring-loaded from back side

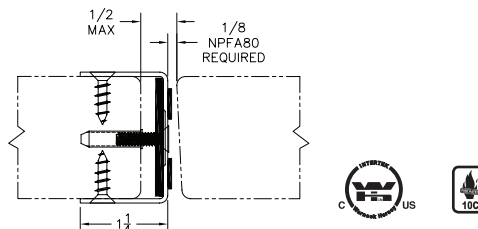


## EXCESSIVE GAP MEETING EDGE

### XG90SSME-KIT

AVAILABLE FINISHES: **SS, 10BE, BSP, WSP**

- Certified for paired doors on both Hollow Metal and Wood Fire-Rated Doors, up to 90 minutes
- Meets UL10C requirements for excessive gaps up to 1/2"
- Furnished with metal edge guard and high performance intumescent: HSS2000BL, HSS90BL



AVAILABLE FINISHES FOR PRODUCTS SHOWN ON THIS PAGE

**A** (Mill Finish Aluminum) **B** (Mill Finish Extruded Bronze [Brass]) **C** (Clear Anodized) **D** (Dark Bronze Anodized) **G** (Gold Anodized)  
MEETING STILE: **10BE** (Satin Bronze Powder Coated Aluminum) **BSP** (Black Suede Powder Coated Aluminum)  
**SS** (Stainless Steel) **WSP** (White Suede Powder Coated Aluminum)

800-824-3018 | www.pemko.com

Check the web site for the up-to-date catalog

Copyright © 2015-2025, ASSA ABLOY Accessories and Door Controls Group, Inc., an ASSA ABLOY Group company. All rights reserved. Reproduction in whole or in part without the express written permission of ASSA ABLOY Accessories and Door Controls Group, Inc. is prohibited.

**PEMKO**  
**ASSA ABLOY**

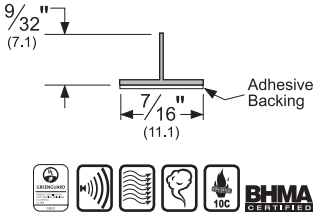
Experience a safer  
and more open world

## ADHESIVE ASTRAGAL/MEETING STILE SEALS

- The **S771** and **S772** astragal/meeting stile seals can be installed on virtually any pair of doors where sound attenuation is required. These products seal the opening to prevent heat loss, retard the passage of smoke, and act as a weatherization product
- Excellent resistance to compression set, particularly at elevated temperatures and for extended periods of time
- Stays flexible between -58°F and 450°F with very high resistance to flex fatigue
- Maintains a low closing force
- Easy installation requires no mechanical fasteners; can be cut to size in the field

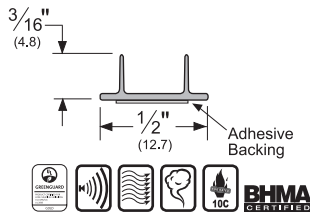
### S771

AVAILABLE FINISHES: **BL, C, D, W**  
 AVAILABLE LENGTHS: **7', 8', 9', 10'**  
 ANSI: **ROE754, ROE755**



### S772

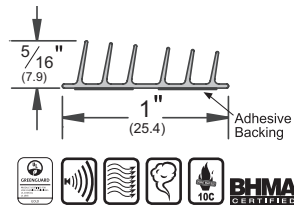
AVAILABLE FINISHES: **BL, C, D, W**  
 AVAILABLE LENGTHS: **7', 8', 9', 10'**  
 ANSI: **ROE754, ROE755**



### S771x6

AVAILABLE FINISHES: **BL**  
 AVAILABLE LENGTHS: **7', 8', 9', 10'**  
 ANSI: **ROE154, ROE155, ROE754, ROE755**

- Designed for hollow metal and wood meeting stile applications
- Seal begins compressing at  $\frac{5}{16}$ "



#### Notes For All Adhesive Gasketing:

Storage and shelf life: All adhesive gaskets have a limited shelf life. This product must be installed within 6 months of purchase and must be stored between 50°F and 100°F. For further notes/details, please see Adhesive Gasketing section.

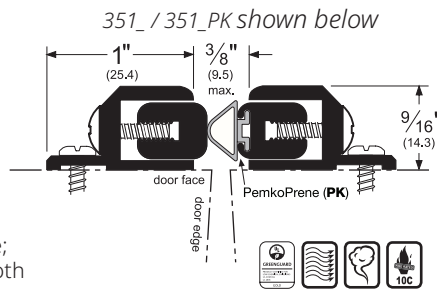
## ADJUSTABLE ASTRAGALS

- Available in 84", 96" and 120" lengths
- When used as split astragals on double doors, two lengths must be ordered: one for each door
- If you require split astragals in a metal to gasket configuration, you must order using part number 351\_/351\_PK where "PK" can be any gasket designation shown in this section and "\_" is your desired finish

### 351\_PK

AVAILABLE FINISHES:  
**10BE, B, BSP, C, D, G, WSP**  
 REPLACEMENT INSERT:  
**PK4 (BL, GR)**

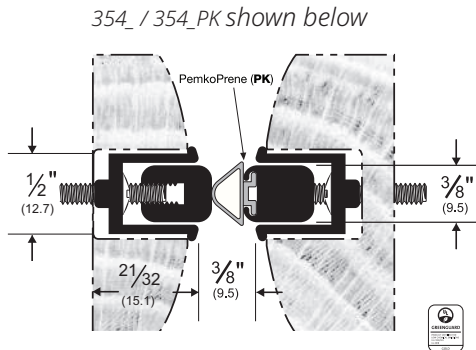
- Surface applied
- For use with square-edge or bevel-edge doors
- 351\_PK (et al) is one single piece; order 351\_/351\_PK to receive both pieces as in drawing



### 354\_PK

AVAILABLE FINISHES:  
**10BE, B, BSP, C, D, G, WSP**  
 REPLACEMENT INSERT:  
**PK4 (BL, GR)**

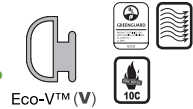
- Fully mortised
- Designed for use with bullnose doors
- 354\_PK (et al) is one single piece; order 354\_/354\_PK to receive both pieces as in drawing



#### Alternate Inserts For 351

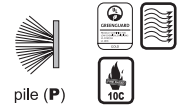
### 351\_V

AVAILABLE FINISHES:  
**10BE, B, BSP, C, D, G, WSP**  
 REPLACEMENT INSERT:  
**EV41 (BL, GR, W)**



### 351\_P

AVAILABLE FINISHES:  
**10BE, B, BSP, C, D, G, WSP**  
 REPLACEMENT INSERT:  
**P2 (BL, GR)**



#### Alternate Inserts For 354

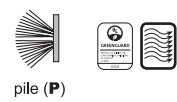
### 354\_V

AVAILABLE FINISHES:  
**10BE, B, BSP, C, D, G, WSP**  
 REPLACEMENT INSERT:  
**EV41 (BL, GR, W)**



### 354\_P

AVAILABLE FINISHES:  
**10BE, B, BSP, C, D, G, WSP**  
 REPLACEMENT INSERT:  
**P2 (BL, GR)**



#### AVAILABLE FINISHES FOR PRODUCTS SHOWN ON THIS PAGE

**10BE** (Satin Bronze Powder Coated Aluminum) **B** (Mill Finish Extruded Bronze [Brass]) **BSP** (Black Suede Powder Coated Aluminum) **C** (Clear Anodized) **D** (Dark Bronze Anodized) **G** (Gold Anodized) **WSP** (White Suede Powder Coated Aluminum)  
 Gasket colors: **BL** (Black) **C** (Clear) **D** (Dark) **GR** (Gray) **W** (White)



Experience a safer  
 and more open world

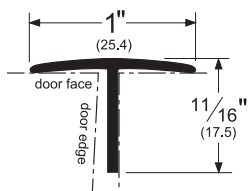
800-824-3018 | www.pemko.com

Check the web site for the up-to-date catalog

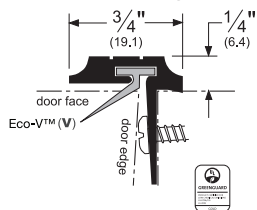
Copyright © 2015-2025, ASSA ABLOY Accessories and Door Controls Group, Inc., an ASSA ABLOY Group company. All rights reserved. Reproduction in whole or in part without the express written permission of ASSA ABLOY Accessories and Door Controls Group, Inc. is prohibited.

# "T" AND OVERLAPPING ASTRAGALS

**359\_**  
 AVAILABLE FINISHES:  
**10BE, A, BSP, D, WSP**  
 • Supplied with weatherstrip nails for installation



**356\_V**  
 AVAILABLE FINISHES:  
**10BE, A, BDG, BSP, D, PW, WSP**  
 REPLACEMENT INSERT:  
**EV17 (GR, W)**  
 • Countersink drilling with countersunk flathead screws also available upon request at no extra charge



**355\_S**  
 AVAILABLE FINISHES:  
**10BE, B, BSP, C, D, PW, WSP**  
 REPLACEMENT INSERT:  
**S4 (BL, GR)**

Alternate Inserts  
 For 355

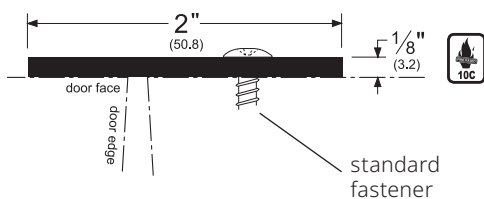
**355\_V**  
 AVAILABLE FINISHES:  
**10BE, B, BSP, C, D, PW, WSP**  
 REPLACEMENT INSERT:  
**EV7 (BL, GR, W)**

**355\_P**  
 AVAILABLE FINISHES:  
**10BE, B, BSP, C, D, PW, WSP**  
 REPLACEMENT INSERT:  
**P2 (BL, GR)**

**355\_PK**  
 AVAILABLE FINISHES:  
**10BE, B, BSP, C, D, PW, WSP**  
 REPLACEMENT INSERT:  
**PK7 (BL, GR)**

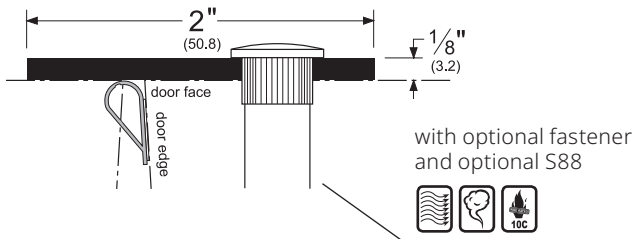
**357\_**  
**357\_ND**  
 AVAILABLE FINISHES:  
**10BE, BSP, C, D, SP, SPBSP, SPWSP**  
**SS (#4 Finish & #4 Edge)**

**11 GAUGE**  
 • "ND" denotes "no drill" (unless specified "ND", astragals are drilled)  
 • Standard fastener is #10 x 1" Truss Head SMS  
 • Lead-line option available

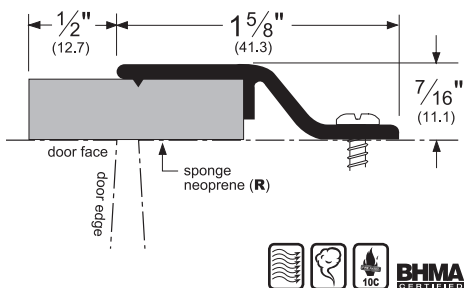


**357\_ with S88**  
 AVAILABLE FINISHES:  
**SP, SS (#4 Finish & #4 Edge)**  
**11 GAUGE**

• Standard fastener is #10 x 1" Truss Head SMS  
 • 1/4" - 20 machine screws and thru-bolts must be ordered separately at additional cost  
 • S88 seal must be ordered separately at an additional cost, if required



**375\_R**  
 AVAILABLE FINISHES: **10BE, BSP, C, D, WSP**  
 REPLACEMENT INSERT: **ER6 (BL)**  
 ANSI: **R3C634, R3C635**



AVAILABLE FINISHES FOR PRODUCTS SHOWN ON THIS PAGE  
**10BE** (Satin Bronze Powder Coated Aluminum) **A** (Mill Finish Aluminum) **B** (Mill Finish Extruded Bronze [Brass])  
**BDG** (Bright Dip Gold Anodized) **C** (Clear Anodized) **BSP** (Black Suede Powder Coated Aluminum) **D** (Dark Bronze Anodized)  
**PW** (Painted White) **SP** (Galvanized Steel) **SPBSP** (Black Suede Powder Coated Steel)  
**SPWSP** (White Suede Powder Coated Steel) **SS** (See Individual Part) **WSP** (White Suede Powder Coated Aluminum)

800-824-3018 | www.pemko.com

Check the web site for the up-to-date catalog

Copyright © 2015-2025, ASSA ABLOY Accessories and Door Controls Group, Inc., an ASSA ABLOY Group company. All rights reserved. Reproduction in whole or in part without the express written permission of ASSA ABLOY Accessories and Door Controls Group, Inc. is prohibited.

**PEMKO**  
**ASSA ABLOY**

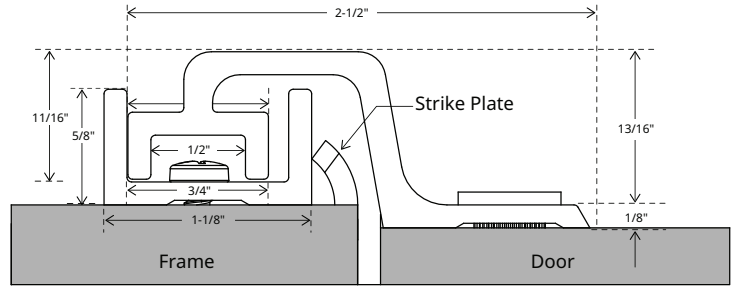
Experience a safer  
 and more open world

## SECURITY ASTRAGAL

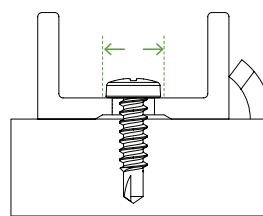
### PemGuard™ 353\_

AVAILABLE FINISHES: **BSP, C**  
 AVAILABLE LENGTHS: **83", 95"**

- Full-height interlocking feature secures door-jamb gap, preventing prying and forced entry
- Designed for metal, wood, and store front outswing doors—both single and double with one active leaf
- Door Thickness: 1-5/8" to 2"
- Material: 6063-T6 Aluminum
- No strike plate prep required
- Horizontal adjustability
- Tek screws for easy installation
- Tamper proof thru bolts
- Custom finishes available upon request

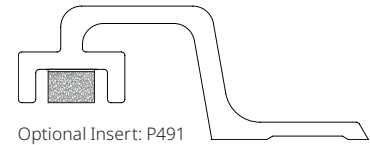


#### HORIZONTAL ADJUSTABILITY



#### WEATHERIZATION

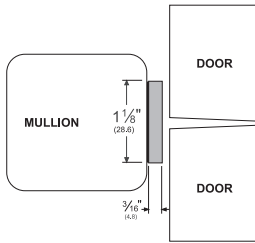
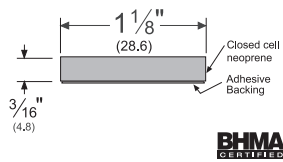
- Product #P491
- Color: Gray
- 1/4" T x 3/8" W x 10" L



## ADHESIVE-BACKED MULLION GASKETING

### 5110\_

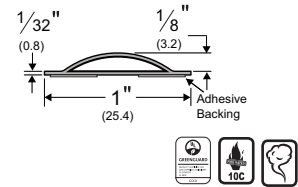
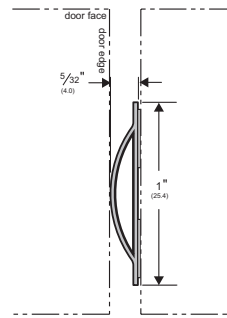
AVAILABLE FINISH: **BL**  
 AVAILABLE LENGTHS: **120"**  
 ANSI: **R0C004**



## ADHESIVE-BACKED ASTRAGAL SEAL

### S1125\_

AVAILABLE FINISH: **D**  
 AVAILABLE LENGTHS: **7', 8', 10'**



## OFFSET SECURITY BAR

- For use on single outswing wood or metal doors
- Covers gap between the door and jamb for the full door height, preventing prying and manipulation

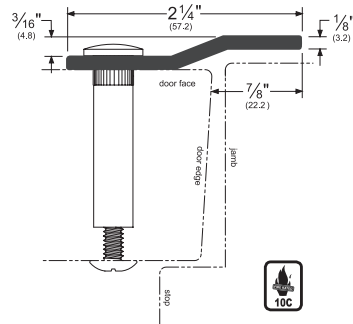
- 3572\_ supplied drilled 12" on center with 3/8" holes; "ND" denotes "no drill"

### 3572\_

#### 3572\_ND

AVAILABLE FINISHES:  
**SP, SPBSP, SPWSP, SS** (#4 Finish & #4 Edge)  
 AVAILABLE LENGTHS:  
**80", 84" and 96"**

**10 GAUGE**

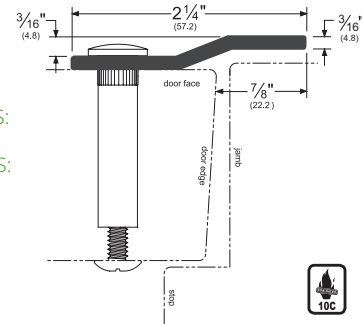


### 3572PP7

#### 3572PP7ND

AVAILABLE FINISHES:  
**PP**  
 AVAILABLE LENGTHS:  
**84"**

**7 GAUGE**



Experience a safer  
 and more open world

AVAILABLE FINISHES FOR PRODUCTS SHOWN ON THIS PAGE

**BL** (Black) **BSP** (Black Suede Powder Coat) **C** (Clear Anodized) **D** (Dark Brown) **PP** (Prime Painted)  
**SP** (Galvanized Steel) **SS** (See Individual Part) **SPBSP** (Black Suede Powder Coated Steel)  
**SPWSP** (White Suede Powder Coated Steel)

800-824-3018 | [www.pemko.com](http://www.pemko.com)

Check the web site for the up-to-date catalog

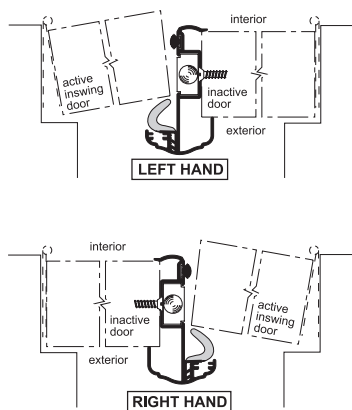
Copyright © 2015-2025, ASSA ABLOY Accessories and Door Controls Group, Inc., an ASSA ABLOY Group company. All rights reserved. Reproduction in whole or in part without the express written permission of ASSA ABLOY Accessories and Door Controls Group, Inc. is prohibited.

# LOCKING ASTRAGALS

- Weatherstripped astragals with locking spring bolts or slide bolts for 1 3/4" inswing double doors
- Odd numbered astragals have economical smooth acting slide bolts. Slide bolts are 4" from the top/bottom standard; optional 18" slide bolt is available for easier access. Even numbered astragals have locking spring bolts. Both have full 3/8" diameter steel bolts with 1 1/16" throw. In the extended and locked position, locking spring bolts cannot be easily retracted by tampering. In the retracted position, the spring loaded bolts latch firmly, preventing marking of the floor and door header trim when opening or closing the inactive door
- Styles **3493** thru **3498** come with a molded sponge neoprene bottom seal
- All feature four-way adjustable strike plate mounting for latchbolt and deadbolt
- All come with a Eco-V™ snap-in cover strip to conceal the cutout and cover the mounting screws
- Astragal stock lengths are 80", 84", 96" and 120"
- A standard deadbolt punchout is 3/4" x 4" at 40" on center Punchout supplied on request only
- For non-stock astragals, specify deadbolt punchout size and center distance from top end
- Specify handing using the handing chart on page 181 or 184

## Handing Chart For Astragals (For pages 169 thru 171)

- An astragal is handed by the hand of the active door. The hand of the active door is determined by the position of the hinges on the door, when viewed from the outside (the key side)



## Slimline style with slide bolt 3493\_V

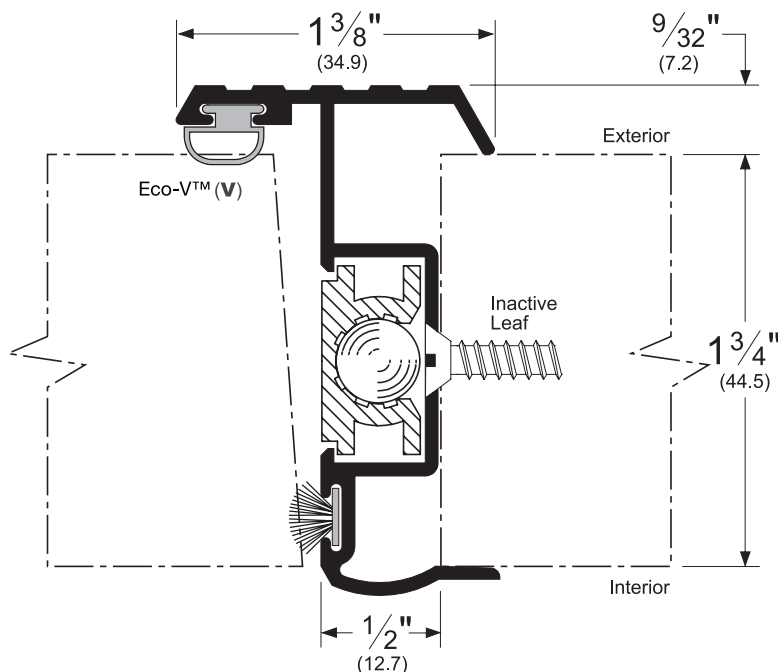
REPLACEMENT INSERT: **EV41 (BL, W)**  
AVAILABLE FINISHES:  
**C, G, D, BSP, WSP**

- **3493** also available with 18" slide bolt (at additional cost) for easier access (specify "L" at the end of the product number for this option i.e. **3493\_VL**)

## Slimline style with locking spring bolt 3494\_V

REPLACEMENT INSERT: **EV41 (BL, W)**  
AVAILABLE FINISHES:  
**C, G, D, BSP, WSP**

## Slimline Style



AVAILABLE FINISHES FOR PRODUCTS SHOWN ON THIS PAGE  
**C** (Clear Anodized) **D** (Dark Bronze Anodized) **G** (Gold Anodized) **PW** (White)

800-824-3018 | [www.pemko.com](http://www.pemko.com)  
Check the web site for the up-to-date catalog

Copyright © 2015-2025, ASSA ABLOY Accessories and Door Controls Group, Inc., an ASSA ABLOY Group company. All rights reserved.  
Reproduction in whole or in part without the express written permission of ASSA ABLOY Accessories and Door Controls Group, Inc. is prohibited.

**PEMKO**  
**ASSA ABLOY**

Experience a safer  
and more open world

# LOCKING ASTRAGALS

## Colonial Style

Colonial style with slide bolt

3495\_M

REPLACEMENT INSERT: **MAG349 (D)**

3495\_Q

REPLACEMENT INSERT: **Q102 (D, W)**

AVAILABLE FINISHES: **C, D, PW**

• 3495 available with 18" aluminum bar; specify "L" at the end of product number (i.e. 3495\_Q96L)

Colonial style with locking spring bolt

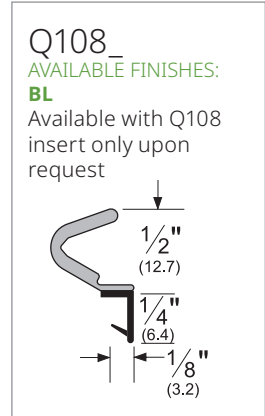
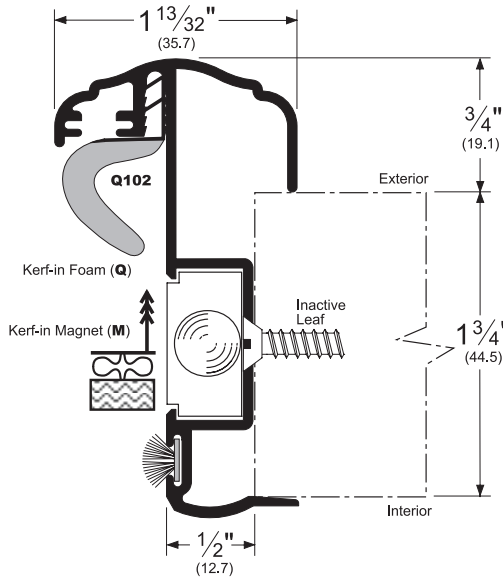
3496\_M

REPLACEMENT INSERT: **MAG349 (D)**

3496\_Q

REPLACEMENT INSERT: **Q102 (D, W)**

AVAILABLE FINISHES: **C, D, G, PW**



AVAILABLE FINISHES FOR PRODUCTS SHOWN ON THIS PAGE  
**C** (Clear Anodized) **D** (Dark Bronze Anodized) **G** (Gold Anodized)  
**PW** (White) Kerf Colors: **BL** (Black) **D** (Dark Brown) **W** (White)



Experience a safer and more open world

800-824-3018 | [www.pemko.com](http://www.pemko.com)  
 Check the web site for the up-to-date catalog

Copyright © 2015-2025, ASSA ABLOY Accessories and Door Controls Group, Inc., an ASSA ABLOY Group company. All rights reserved. Reproduction in whole or in part without the express written permission of ASSA ABLOY Accessories and Door Controls Group, Inc. is prohibited.

# PEMKO BRUSH GASKETING



## CONTENTS:

180° Aluminum Retainers .....	162
180° Concealed Fastener Retainers.....	163
90° Aluminum Retainers .....	164
45° Concealed Fastener Retainers.....	164
Mortise Retainers .....	166
Aluminum Retainer with Rain Drip.....	166
Oak Retainers .....	166
Meeting Stiles.....	167

NOTE: For Automatic Door Bottoms with Nylon Brush seals, please see Automatic Door Bottom catalog section.

## INDEX:

<u>PRODUCT</u>	<u>PAGE</u>	<u>PRODUCT</u>	<u>PAGE</u>	<u>PRODUCT</u>	<u>PAGE</u>
345 .....	166	18100.....	163	45061.....	165
3452.....	166	18100W.....	166	45062.....	165
5025.....	166	18137.....	162	45100.....	165
5041.....	166	18175.....	162	45137.....	165
5061.....	166	18250.....	162	45175.....	165
5100.....	166	18400.....	162	45250.....	165
18041.....	163	29324.....	163	45400.....	165
18041.....	167	29324.....	167	90041.....	164
18050.....	163	29326.....	163	90062.....	164
18061.....	163	29326.....	167	90100.....	164
18061.....	167	29344.....	164	90137.....	164
18062.....	163	29346.....	164	293100.....	163
18062W.....	166	45041.....	165		

NOTE: For Automatic Door Bottoms with Nylon Brush seals, please see Automatic Door Bottom catalog section.

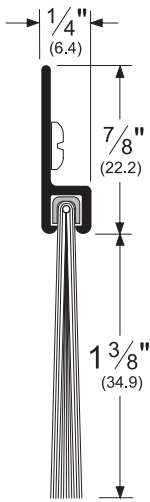
# 180° ALUMINUM RETAINERS

- All brush seals consist of densely compressed nylon filaments encased in a high quality aluminum retainer. These products are ideally suited for hollow metal and wood door applications. Also use Pemko's brush weatherstripping product on overhead, section, sliding, and automatic doors
- All brush seals reduce the infiltration of light, air, wind, rain, and snow; prevent heat loss; and control the penetration of smoke and fumes

- Brush remains flexible down to -40°F and has a melting point above 400°F
- UV stable, dependable, long-lasting, cost-effective
- Punched with slotted holes for adjustment (except 35° angle types which are drilled with 1/8" hole)
- Naturally repels rodents and spiders; can be sprayed with household pest repellent for additional pest control

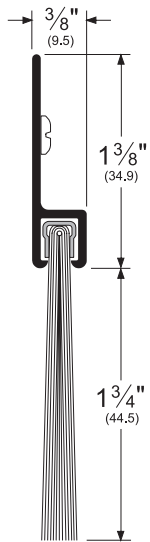
## 18137\_NB

AVAILABLE FINISHES:  
**10BE, BSP, C, D, G, PW, WSP**  
 REPLACEMENT INSERT:  
**P38137 (BL, GR, W)**  
 ANSI: **R3A434**




## 18175\_NB

AVAILABLE FINISHES:  
**10BE, BSP, C, D, WSP**  
 REPLACEMENT INSERT:  
**P58175 (BL, GR)**  
 ANSI: **R3A434**




## 18250\_NB

AVAILABLE FINISHES:  
**10BE, BSP, C, D, WSP**  
 REPLACEMENT INSERT:  
**P58250 (BL, GR)**  
 ANSI: **R3A434**



## 18400\_NB

AVAILABLE FINISHES:  
**10BE, BSP, C, D, WSP**  
 REPLACEMENT INSERT:  
**P58400 (BL, GR)**  
 ANSI: **R3A434**



NOTE: Products shown in this section may not be drawn to scale.

AVAILABLE FINISHES FOR PRODUCTS SHOWN ON THIS PAGE

**10BE** (Satin Bronze Powder Coat) **BSP** (Black Suede Powder Coat) **C** (Clear Anodized)  
**D** (Dark Bronze Anodized) **G** (Gold Anodized) **PW** (Painted White) **WSP** (White Suede Powder Coat)



Experience a safer  
and more open world

800-824-3018 | [www.pemko.com](http://www.pemko.com)  
 Check the web site for the up-to-date catalog

Copyright © 2015-2025, ASSA ABLOY Accessories and Door Controls Group, Inc., an ASSA ABLOY Group company. All rights reserved.  
 Reproduction in whole or in part without the express written permission of ASSA ABLOY Accessories and Door Controls Group, Inc. is prohibited.

## 180° ALUMINUM RETAINERS (Cont.)

### 18041\_NB

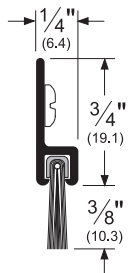
AVAILABLE FINISHES:

**10BE, BSP, C, D, G, PW, SN, WSP**

REPLACEMENT INSERT:

**P516041 (BL, GR)**

ANSI: **R3A134, R3A164, R3A734**



### 18050\_NB

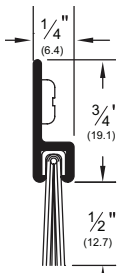
AVAILABLE FINISHES:

**10BE, BSP, C, D, G, PW, SN, WSP**

REPLACEMENT INSERT:

**P516050 (BL, GR)**

ANSI: **R3A434, R3A734**



### 18061\_NB

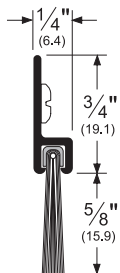
AVAILABLE FINISHES:

**10BE, BSP, C, D, G, PW, SN, WSP**

REPLACEMENT INSERT:

**P516062 (BL, GR, W)**

ANSI: **R3A434, R3A734**



### 18062\_NB

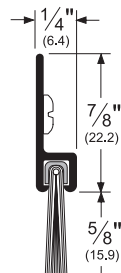
AVAILABLE FINISHES:

**10BE, BSP, C, D, G, PW, WSP**

REPLACEMENT INSERT:

**P38062 (BL, GR, W)**

ANSI: **R3A434**



### 18100\_NB

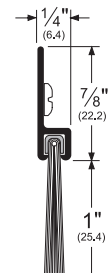
AVAILABLE FINISHES:

**10BE, BSP, C, D, G, PW, WSP**

REPLACEMENT INSERT:

**P38100 (BL, GR)**

ANSI: **R3A434**



#### Alternate Inserts For 18041

### 18041\_SB

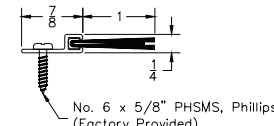
AVAILABLE FINISHES: **10BE, BSP, C, D, G, PW, SN, WSP**  
REPLACEMENT INSERT: **P3 (BL, GR)**



#### Alternate Insert For 18100

### 18100\_NBE

AVAILABLE FINISHES: **BSP, C, D, G, WSP**  
REPLACEMENT INSERT: **P38100E (BL)**  
ANSI: **R3A434**



## 180° CONCEALED FASTENER RETAINERS

- Aluminum snap cover conceals mounting screws to provide a clean aesthetic appearance
- Replacement snap cover is item \_29316; when ordering, identify finish and length
- Cover snaps securely into place to deter vandalism

### 293100\_NB

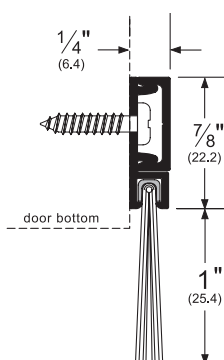
AVAILABLE FINISHES:

**10BE, BSP, C, D, WSP**

REPLACEMENT INSERT:

**P516100 (BL, GR, W)**

ANSI: **R3A434**



### 29326\_NB

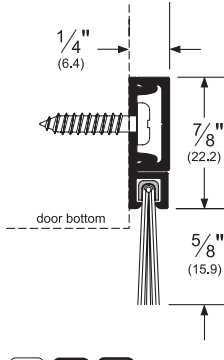
AVAILABLE FINISHES:

**10BE, BSP, C, D, G, WSP**

REPLACEMENT INSERT:

**P516062 (BL, GR, W)**

ANSI: **R3A434**



### 29324\_NB

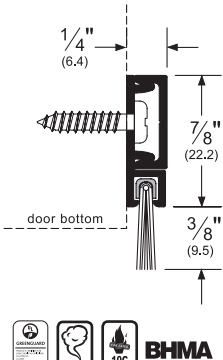
AVAILABLE FINISHES:

**10BE, BSP, C, D, G, WSP**

REPLACEMENT INSERT:

**P516041 (BL, GR)**

ANSI: **R3A434**



#### Alternate Insert For 29324

### 29324\_SB

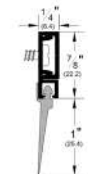
AVAILABLE FINISHES: **10BE, BSP, C, D, WSP**  
REPLACEMENT INSERT: **P3 (BL, GR)**



#### Alternate Inserts For 293100

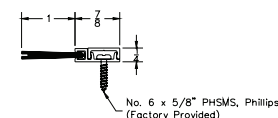
### 293100\_V

AVAILABLE FINISHES: **C, D**  
REPLACEMENT INSERT:  
**EV54 (BL, GR, W)**



### 293100\_NBE

AVAILABLE FINISHES: **BSP, C, D, G, WSP**  
REPLACEMENT INSERT: **P516100E (BL)**



NOTE: Products shown in this section may not be drawn to scale.

AVAILABLE FINISHES FOR PRODUCTS SHOWN ON THIS PAGE

**10BE** (Satin Bronze Powder Coat) **BSP** (Black Suede Powder Coat) **C** (Clear Anodized)  
**D** (Dark Bronze Anodized) **G** (Gold Anodized) **PW** (Painted White) **SN** (Satin Nickel Anodized)  
**WSP** (White Suede Powder Coat)

800-824-3018 | www.pemko.com

Check the web site for the up-to-date catalog

Copyright © 2015-2025, ASSA ABLOY Accessories and Door Controls Group, Inc., an ASSA ABLOY Group company. All rights reserved. Reproduction in whole or in part without the express written permission of ASSA ABLOY Accessories and Door Controls Group, Inc. is prohibited.

**PEMKO**  
**ASSA ABLOY**

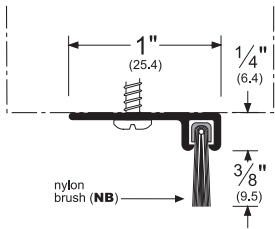
Experience a safer  
and more open world

## 90° ALUMINUM RETAINERS

- Design permits use as a concealed seal for many applications
- Slotted holes for easy adjustment

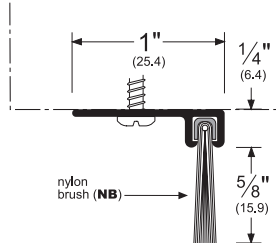
### 90041\_NB

AVAILABLE FINISHES: **10BE, BSP, C, D, WSP**  
 REPLACEMENT INSERT: **P516041 (BL, GR, W)**  
 ANSI: **R3A164, R3A414**



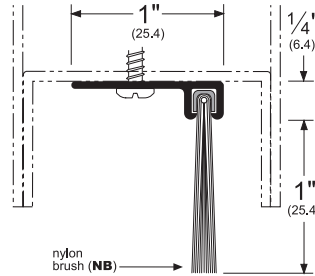
### 90062\_NB

AVAILABLE FINISHES: **10BE, BSP, C, D, WSP**  
 REPLACEMENT INSERT: **P516062 (BL, GR, W)**  
 ANSI: **R3A164, R3A414**



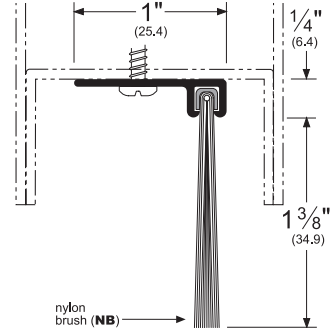
### 90100\_NB

AVAILABLE FINISHES: **10BE, BSP, C, D, WSP**  
 REPLACEMENT INSERT: **P516100 (BL, GR, W)**  
 ANSI: **R3A414**



### 90137\_NB

AVAILABLE FINISHES: **10BE, BSP, C, D, WSP**  
 REPLACEMENT INSERT: **P516137 (BL, GR, W)**  
 ANSI: **R3A414**



#### Alternate Insert For 90041

### 90041\_SB

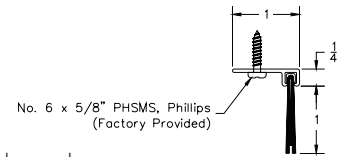
AVAILABLE FINISHES: **10BE, BSP, C, D, WSP**  
 REPLACEMENT INSERT: **P3 (BL, GR)**



#### Alternate Insert For 90100

### 90100\_NBE

AVAILABLE FINISHES: **BSP, C, D, WSP**  
 REPLACEMENT INSERT: **P516100E (BL)**  
 ANSI: **R3A414**



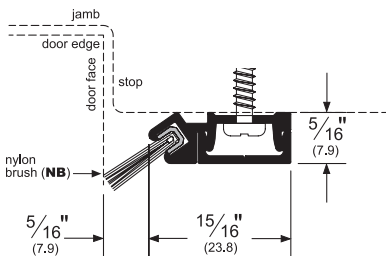
- For hollow metal doors with inverted channel

## 45° CONCEALED FASTENER RETAINERS

- Replacement snap cover is item \_29316-
- When ordering, identify finish and length

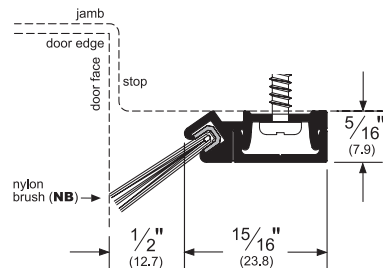
### 29344\_NB

AVAILABLE FINISHES: **10BE, BSP, C, D, WSP**  
 REPLACEMENT INSERT: **P516041 (BL, GR)**  
 ANSI: **R3A164**



### 29346\_NB

AVAILABLE FINISHES: **10BE, BSP, C, D, WSP**  
 REPLACEMENT INSERT: **P516062 (BL, GR, W)**  
 ANSI: **R3A164**



#### Alternate Insert For 29344

### 29344\_SB

AVAILABLE FINISHES: **10BE, BSP, C, D, WSP**  
 REPLACEMENT INSERT: **P3 (BL, GR)**



NOTE: Products shown in this section may not be drawn to scale.

AVAILABLE FINISHES FOR PRODUCTS SHOWN ON THIS PAGE

**10BE** (Satin Bronze Powder Coat) **BSP** (Black Suede Powder Coat) **C** (Clear Anodized)  
**D** (Dark Bronze Anodized) **WSP** (White Suede Powder Coat)

**PEMKO**  
**ASSA ABLOY**

Experience a safer  
 and more open world

800-824-3018 | [www.pemko.com](http://www.pemko.com)  
 Check the web site for the up-to-date catalog

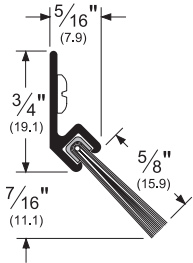
Copyright © 2015-2025, ASSA ABLOY Accessories and Door Controls Group, Inc., an ASSA ABLOY Group company. All rights reserved.  
 Reproduction in whole or in part without the express written permission of ASSA ABLOY Accessories and Door Controls Group, Inc. is prohibited.

# 45° ALUMINUM RETAINERS

• Slotted holes for easy adjustment

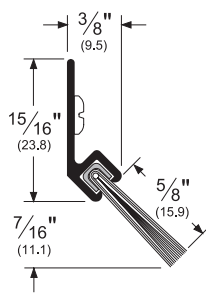
## 45061\_NB

AVAILABLE FINISHES:  
**10BE, BSP, C, D, WSP**  
REPLACEMENT INSERT:  
**P516062 (BL, GR, W)**  
ANSI: **R3A164**



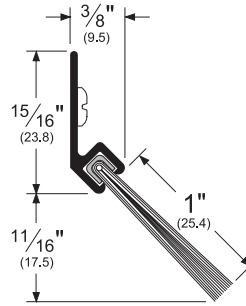
## 45062\_NB

AVAILABLE FINISHES:  
**10BE, BSP, C, D, WSP**  
REPLACEMENT INSERT:  
**P38062 (BL, GR, W)**  
ANSI: **R3A164**



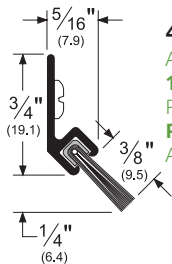
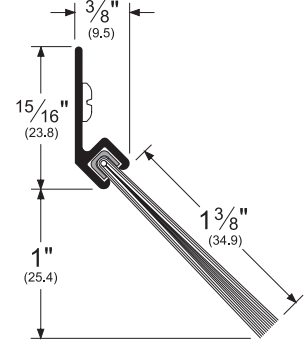
## 45100\_NB

AVAILABLE FINISHES:  
**10BE, BSP, C, D, WSP**  
REPLACEMENT INSERT:  
**P38100 (BL, GR)**  
ANSI: **R3A164**



## 45137\_NB

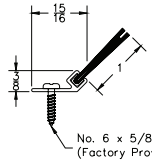
AVAILABLE FINISHES:  
**10BE, BSP, C, D, WSP**  
REPLACEMENT INSERT:  
**P58137 (BL, GR, W)**  
ANSI: **R3A164**



## 45041\_NB

AVAILABLE FINISHES:  
**10BE, BSP, C, D, WSP**  
REPLACEMENT INSERT:  
**P516041 (BL, GR)**  
ANSI: **R3A164**

### Alternate Insert For 45100



No. 6 x 5/8" PHSMS, Phillips  
(Factory Provided)



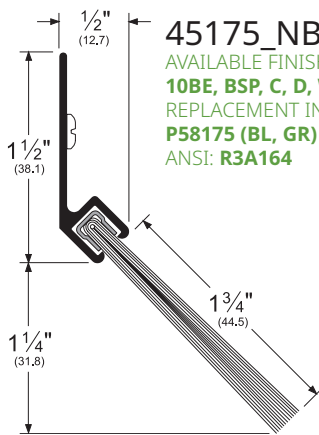
## 45100\_NBE

AVAILABLE FINISHES:  
**10BE, BSP, C, D, WSP**  
REPLACEMENT INSERT:  
**P38100E (BL)**  
ANSI: **R3A164**

### Alternate Insert For 45041

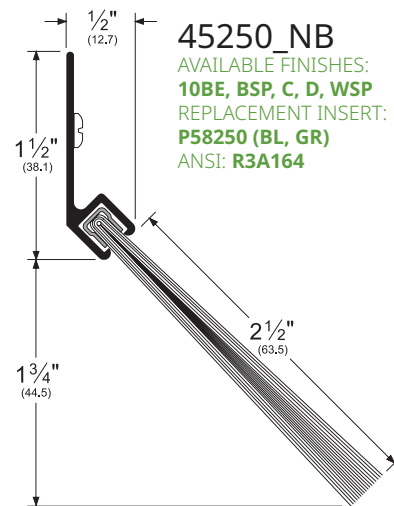
## 45041\_SB

AVAILABLE FINISHES:  
**10BE, BSP, C, D, WSP**  
REPLACEMENT INSERT:  
**P3 (BL, GR)**



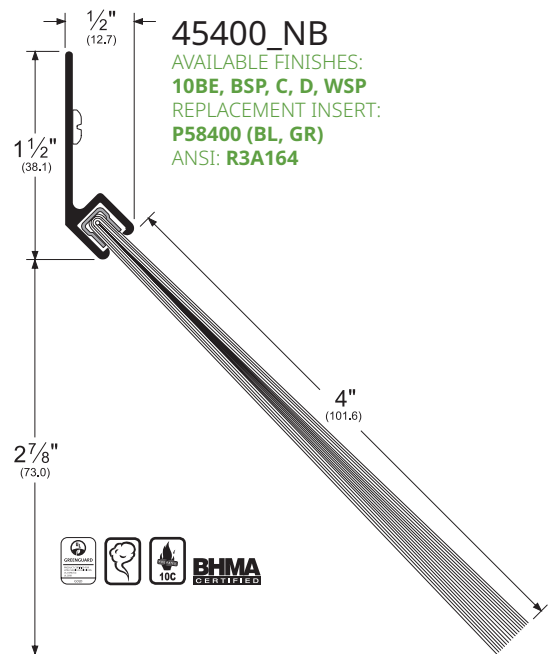
## 45175\_NB

AVAILABLE FINISHES:  
**10BE, BSP, C, D, WSP**  
REPLACEMENT INSERT:  
**P58175 (BL, GR)**  
ANSI: **R3A164**



## 45250\_NB

AVAILABLE FINISHES:  
**10BE, BSP, C, D, WSP**  
REPLACEMENT INSERT:  
**P58250 (BL, GR)**  
ANSI: **R3A164**



## 45400\_NB

AVAILABLE FINISHES:  
**10BE, BSP, C, D, WSP**  
REPLACEMENT INSERT:  
**P58400 (BL, GR)**  
ANSI: **R3A164**

NOTE: Products shown in this section may not be drawn to scale.

AVAILABLE FINISHES FOR PRODUCTS SHOWN ON THIS PAGE

**10BE** (Satin Bronze Powder Coat) **BSP** (Black Suede Powder Coat) **C** (Clear Anodized)  
**D** (Dark Bronze Anodized) **WSP** (White Suede Powder Coat)

800-824-3018 | [www.pemko.com](http://www.pemko.com)

Check the web site for the up-to-date catalog

Copyright © 2015-2025, ASSA ABLOY Accessories and Door Controls Group, Inc., an ASSA ABLOY Group company. All rights reserved.  
Reproduction in whole or in part without the express written permission of ASSA ABLOY Accessories and Door Controls Group, Inc. is prohibited.

**PEMKO**  
**ASSA ABLOY**

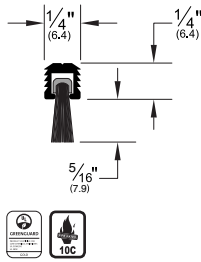
Experience a safer  
and more open world

# MORTISE RETAINERS

- The ultimate design for concealed weatherstrip needs
- Can be used on doors, windows and more

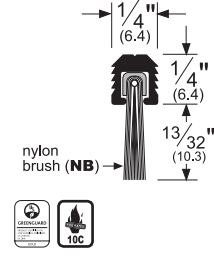
## 5025\_NB

AVAILABLE FINISH: **A**  
REPLACEMENT INSERT:  
**P14025 (BL, GR)**



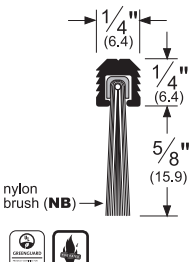
## 5041\_NB

AVAILABLE FINISH: **A**  
REPLACEMENT INSERT:  
**P516041 (BL, GR)**



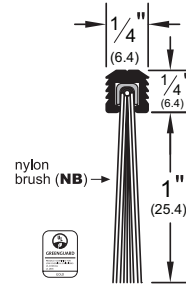
## 5061\_NB

AVAILABLE FINISH: **A**  
REPLACEMENT INSERT:  
**P516062 (BL, GR, W)**



## 5100\_NB

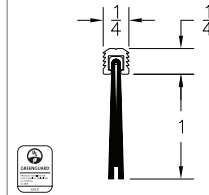
AVAILABLE FINISH: **A**  
REPLACEMENT INSERT:  
**P516100 (BL, GR, W)**



### Alternate Insert For 5100

## 5100\_NBE

AVAILABLE FINISH: **A**  
REPLACEMENT INSERT:  
**P516100E (BL)**



Alternate Insert For 5025 and 5041

**5025\_SB**  
AVAILABLE FINISHES: **A**  
REPLACEMENT INSERT:  
**SB14025 (BL)**

**5041\_SB**  
AVAILABLE FINISHES: **A**  
REPLACEMENT INSERT:  
**P3 (BL, GR)**

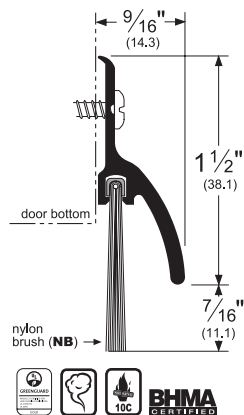
soft brush (SB)

# ALUMINUM RETAINER WITH RAIN DRIP

- Slotted holes for easy adjustment

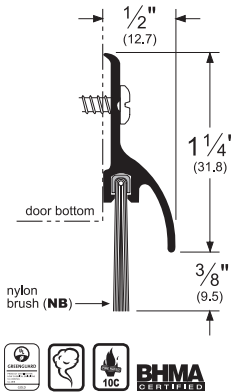
## 345\_NB

AVAILABLE FINISHES:  
**10BE, A, BSP, D, G, WSP**  
REPLACEMENT INSERT:  
**P14100 (BL, GR)**  
ANSI: **R3A534**



## 3452\_NB

AVAILABLE FINISHES:  
**10BE, A, BSP, D, G, WSP**  
REPLACEMENT INSERT:  
**P14075 (BL, GR)**  
ANSI: **R3A534**

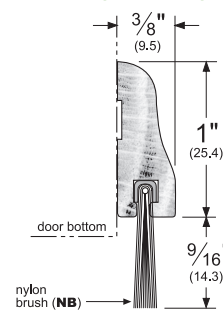


# OAK RETAINERS 36" WIDE

- These products have 1/8" drilled fastener holes

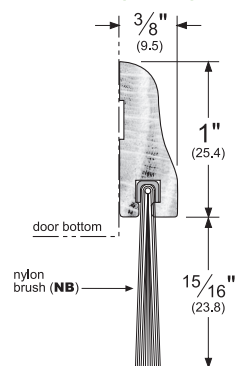
## 18062WNB

AVAILABLE FINISH: **W**  
REPLACEMENT INSERT:  
**P516062 (BL, GR, W)**



## 18100WNB

AVAILABLE FINISH: **W**  
REPLACEMENT INSERT:  
**P516100 (BL, GR)**



NOTE: Products shown in this section may not be drawn to scale.

AVAILABLE FINISHES FOR PRODUCTS SHOWN ON THIS PAGE

**10BE** (Satin Bronze Powder Coat) **A** (Mill Finish Aluminum) **BSP** (Black Suede Powder Coat) **C** (Clear Anodized) **D** (Dark Bronze Anodized) **G** (Gold Anodized) **W** (Unfinished Solid Oak) **WSP** (White Suede Powder Coat)



Experience a safer and more open world

800-824-3018 | www.pemko.com  
Check the web site for the up-to-date catalog

Copyright © 2015-2025, ASSA ABLOY Accessories and Door Controls Group, Inc., an ASSA ABLOY Group company. All rights reserved. Reproduction in whole or in part without the express written permission of ASSA ABLOY Accessories and Door Controls Group, Inc. is prohibited.

## MEETING STILES

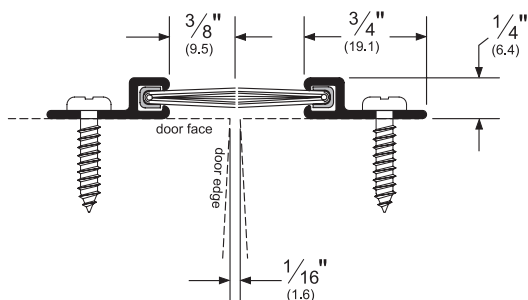
- Astragals and Meeting Stiles with a fire label may be mounted on pairs of doors wherein the gap meets the requirements of NFPA 80-2013, 6.3.1.7.1 **"The clearance between... the meeting edges of doors swinging in pairs on the pull side shall be 1/8" ± 1/16" (3.18mm ± 1.59mm) for steel doors and shall not exceed 1/8" (3.18mm) for wood doors"**

### 18041\_NB

AVAILABLE FINISHES: **10BE, BSP, C, D, G, SN, WSP**

REPLACEMENT INSERT: **P516041 (BL, GR)**

ANSI: **R3A734**



Alternate Insert For 18041

### 18041\_SB

AVAILABLE FINISHES

**10BE, BSP, C, D, G, SN, WSP**

REPLACEMENT INSERT: **P3 (BL, GR)**



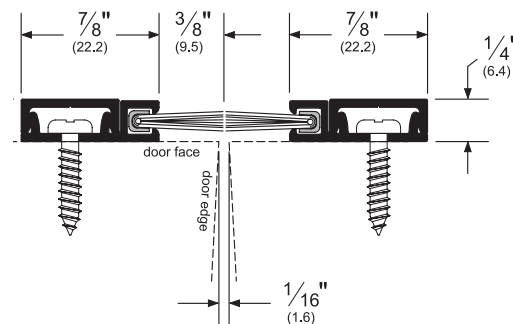
soft brush (SB)

### 29324\_NB

AVAILABLE FINISHES: **10BE, BSP, C, D, G, SN, WSP**

REPLACEMENT INSERT: **P516041 (BL, GR)**

ANSI: **R3A434, R3A435**



Alternate Insert For 29324

### 29324\_SB

AVAILABLE FINISHES:

**10BE, BSP, C, D, G, SN, WSP**

REPLACEMENT INSERT: **P3 (BL, GR)**



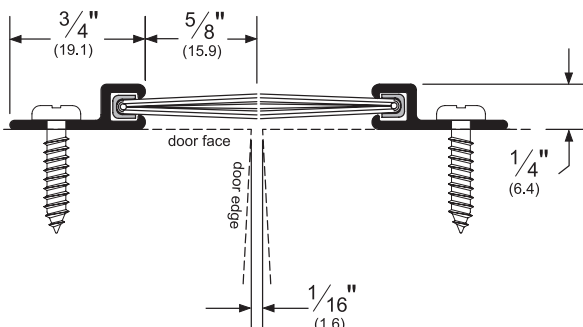
soft brush (SB)

### 18061\_NB

AVAILABLE FINISHES: **10BE, BSP, C, D, G, SN, WSP**

REPLACEMENT INSERT: **P516062 (BL, GR, W)**

ANSI: **R3A734**

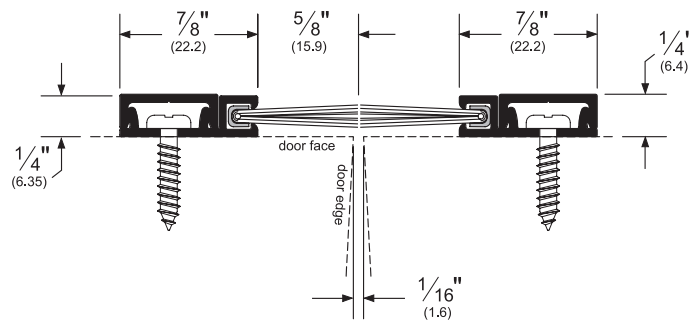


### 29326\_NB

AVAILABLE FINISHES: **10BE, BSP, C, D, G, SN, WSP**

REPLACEMENT INSERT: **P516062 (BL, GR, W)**

ANSI: **R3A764, R3A765**



NOTE: Products shown in this section may not be drawn to scale.

AVAILABLE FINISHES FOR PRODUCTS SHOWN ON THIS PAGE

**10BE** (Satin Bronze Powder Coat) **BSP** (Black Suede Powder Coat) **C** (Clear Anodized)

**D** (Dark Bronze Anodized) **G** (Gold Anodized) **SN** (Satin Nickel Anodized) **WSP** (White Suede Powder Coat)

800-824-3018 | [www.pemko.com](http://www.pemko.com)

Check the web site for the up-to-date catalog

Copyright © 2015-2025, ASSA ABLOY Accessories and Door Controls Group, Inc., an ASSA ABLOY Group company. All rights reserved. Reproduction in whole or in part without the express written permission of ASSA ABLOY Accessories and Door Controls Group, Inc. is prohibited.

**PEMKO**  
**ASSA ABLOY**

Experience a safer  
and more open world



Experience a safer  
and more open world

800-824-3018 | [www.pemko.com](http://www.pemko.com)  
*Check the web site for the up-to-date catalog*

Copyright © 2015-2025, ASSA ABLOY Accessories and Door Controls Group, Inc., an ASSA ABLOY Group company. All rights reserved.  
Reproduction in whole or in part without the express written permission of ASSA ABLOY Accessories and Door Controls Group, Inc. is prohibited.

# PEMKO PERIMETER GASKETING

## CONTENTS:

Standard Perimeter Gasketing .....	170
Perimeter Gasket Solutions for Sliding Doors.....	173
Stainless Steel Perimeter Gasketing.....	174
Adjustable Jamb Gasketing.....	175
Heavy Duty Interlock Perimeter Gasketing .....	175
Heavy Duty Perimeter Gasketing - Head Section .....	176
Heavy Duty Perimeter Gasketing - Standard Jamb.....	177
Perimeter Gasket Jamb Brackets.....	177
Snap Cover Perimeter Gasketing With Concealed Fasteners.....	178
Kerf-In Weatherstrip.....	179
Magnetic Weatherstrip.....	180
Adhesive Perimeter Gasketing.....	180
MicroShield® Antimicrobial Adhesive Gasketing.....	181
Excessive Gap Perimeter Solutions.....	182
Interlock Weatherstrip For Wood Windows.....	182
Interlock Weatherstrip For Wood Doors.....	183
Cushion/Spring Weatherstrip.....	183
Fasteners for Cushion, Spring and Interlock Weatherstrip .....	183
Privacy Seals for Sliding Doors.....	184

## INDEX:

PRODUCT	PAGE	PRODUCT	PAGE	PRODUCT	PAGE
2P.....	182	331 .....	183	MAG349 .....	180
4C .....	182	332 .....	171	NL1678 .....	183
4P.....	182	335 .....	175	NL1734CPXE .....	183
10.....	182	336 .....	175	NL13516 .....	183
30.....	183	350 .....	175	P50 .....	180
41M.....	183	375.....	171	P51B17.....	183
43.....	183	379 .....	175	PEMKOSFSET .....	184
70C-100 .....	183	394 .....	173	PK33.....	181
70D-100 .....	183	394 .....	184	PK52.....	180
70E-99 .....	183	950 .....	173	PK55.....	181
73.....	183	950 .....	184	PY900 .....	173
74 .....	183	2815_M.....	180	Q102.....	179
75.....	183	2891 .....	176	Q103.....	179
285 .....	172	2892 .....	176	Q106 .....	179
290 .....	177	2893 .....	176	Q107.....	179
294 .....	173	2902 .....	177	Q108 .....	179
296 .....	172	2903.....	177	S44 .....	180
297.....	170	3151.....	172	S52.....	179
303 .....	170	29310.....	178	S77 .....	181
305 .....	171	29313.....	178	S88 .....	180
305SS.....	174	29326.....	178	S104 .....	179
306 .....	173	29344 .....	178	S105 .....	179
309 .....	173	29346 .....	178	S109 .....	179
312.....	172	29394.....	173	S442.....	181
315.....	172	29394.....	184	S771x6.....	181
315SS.....	174	AM88 .....	181	S773 .....	180
316.....	170	BKT050.....	177	S776 .....	181
319.....	171	BKT075.....	177	XG90KIT .....	182
319SS.....	174	BKT1532.....	177	XG900 .....	182
322 .....	175	EZGAP™ XG10.....	182	XGSHIM .....	182
330 .....	172	HSS20XGxS773.....	182		



800-824-3018 | [www.pemko.com](http://www.pemko.com)

Check the web site for the up-to-date catalog

Copyright © 2015-2025, ASSA ABLOY Accessories and Door Controls Group, Inc., an ASSA ABLOY Group company. All rights reserved. Reproduction in whole or in part without the express written permission of ASSA ABLOY Accessories and Door Controls Group, Inc. is prohibited.

**PEMKO**  
**ASSA ABLOY**

Experience a safer  
and more open world

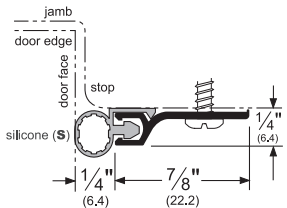
# STANDARD PERIMETER GASKETING

• Rigid jamb weatherstrip shown mounted on openings with  $\frac{1}{16}$ " gaps; however, each weatherstrip can seal gaps up to the depth of its seal. Seal depth provided on each illustration (example: the 303 has a  $\frac{1}{4}$ " seal; therefore, it can seal up to a  $\frac{1}{4}$ " gap)

• Punched on 6" centers with slotted holes for adjustment. Models 294, 303, and 306 are available with self-adhesive two-sided tape (TST) and tek screws (3 slotted holes per part) for easy installation. To obtain this option, add "TST" to the end of the part when ordering (example: 303AVTST)

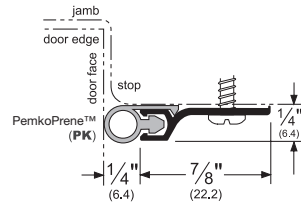
## 303\_S

AVAILABLE FINISHES:  
**10BE, A, BSP, C, D, G, PW, SN, WSP**  
 REPLACEMENT INSERT: **S3 (BL, W)**  
 ANSI: **R3E164, R3E165**



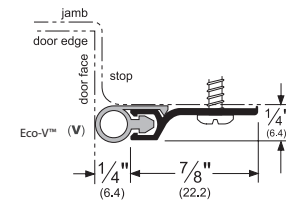
## 303\_PK

AVAILABLE FINISHES:  
**10BE, A, BSP, C, D, G, PW, SN, WSP**  
 REPLACEMENT INSERT: **PK47 (BL, GR)**  
 ANSI: **R3G164**



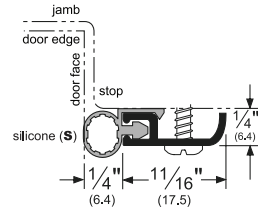
## 303\_V

AVAILABLE FINISHES:  
**10BE, A, BSP, C, D, G, PW, SN, WSP**  
 REPLACEMENT INSERT: **EV47 (BL, GR, W)**



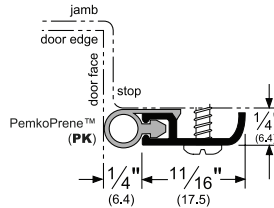
## 316\_S

AVAILABLE FINISHES:  
**10BE, A, BDG, BSP, D, G, WSP**  
 REPLACEMENT INSERT: **S3 (BL, W)**  
 ANSI: **R3E164, R3E165**



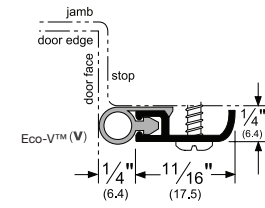
## 316\_PK

AVAILABLE FINISHES:  
**10BE, A, BDG, BSP, D, G, WSP**  
 REPLACEMENT INSERT: **PK47 (BL, GR)**  
 ANSI: **R3G164, R3G165**



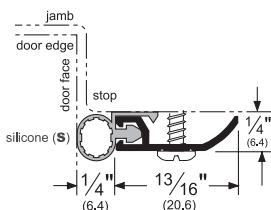
## 316\_V

AVAILABLE FINISHES:  
**10BE, A, BDG, BSP, D, G, WSP**  
 REPLACEMENT INSERT: **EV47 (BL, GR, W)**



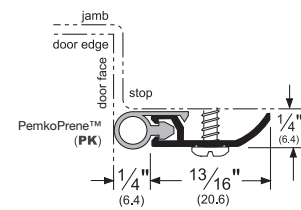
## 297\_S

AVAILABLE FINISHES:  
**10BE, A, BDG, BSP, D, PW, SN, WSP**  
 REPLACEMENT INSERT: **S3 (BL, W)**  
 ANSI: **R3E164, R3E165**



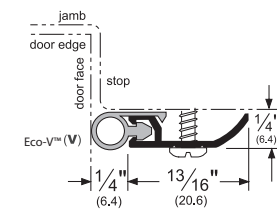
## 297\_PK

AVAILABLE FINISHES:  
**10BE, A, BDG, BSP, D, PW, SN, WSP**  
 REPLACEMENT INSERT: **PK47 (BL, GR)**  
 ANSI: **R3G164, R3G165**



## 297\_V

AVAILABLE FINISHES:  
**10BE, A, BDG, BSP, D, PW, SN, WSP**  
 REPLACEMENT INSERT: **EV47 (BL, GR, W)**



NOTE: Products shown in this section may not be drawn to scale.

AVAILABLE FINISHES FOR PRODUCTS SHOWN ON THIS PAGE

**10BE** (Satin Bronze Powder Coat) **A** (Mill Finish Aluminum) **BDG** (Bright Dip Gold Anodized)  
**BSP** (Black Suede Powder Coat) **C** (Clear Anodized) **D** (Dark Bronze Anodized) **G** (Gold Anodized)  
**PW** (Painted White) **SN** (Satin Nickel Anodized) **WSP** (White Suede Powder Coat)

**PEMKO**  
**ASSA ABLOY**

Experience a safer  
 and more open world

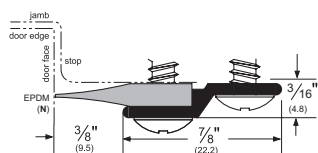
800-824-3018 | [www.pemko.com](http://www.pemko.com)  
 Check the web site for the up-to-date catalog

Copyright © 2015-2025, ASSA ABLOY Accessories and Door Controls Group, Inc., an ASSA ABLOY Group company. All rights reserved.  
 Reproduction in whole or in part without the express written permission of ASSA ABLOY Accessories and Door Controls Group, Inc. is prohibited.

# STANDARD PERIMETER GASKETING (Cont.)

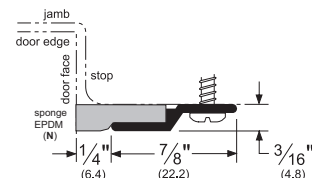
## 305\_N

AVAILABLE FINISHES:  
**10BE, B, BSP, C, D, WSP**  
 REPLACEMENT INSERT: **E2 (BL)**  
 ANSI (alum): **R3G164, R3G165**  
 ANSI (brass): **R1G164, R1G165**



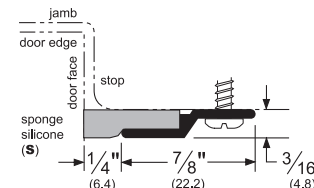
## 305\_R

AVAILABLE FINISHES:  
**10BE, B, BSP, C, D, G, WSP**  
 REPLACEMENT INSERT: **ER1 (BL)**  
 ANSI (alum): **R3G164, R3G165**  
 ANSI (brass): **R1G164, R1G165**



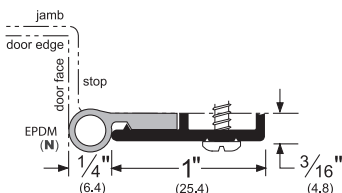
## 305\_S

AVAILABLE FINISHES:  
**10BE, B, BSP, C, D, G, WSP**  
 REPLACEMENT INSERT: **SR1 (BL)**  
 ANSI: **R3E164, R3E165**



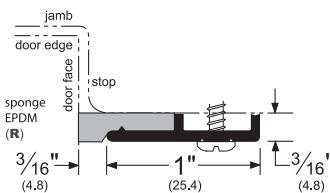
## 319\_N

AVAILABLE FINISHES: **10BE, BSP, C, D, G, WSP**  
 REPLACEMENT INSERT: **E11 (BL)**  
 ANSI: **R3G164, R3G165**



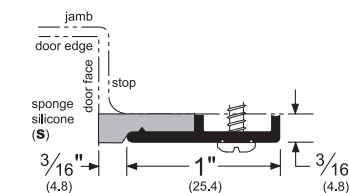
## 319\_R

AVAILABLE FINISHES: **10BE, BSP, C, D, G, WSP**  
 REPLACEMENT INSERT: **ER1 (BL)**  
 ANSI: **R3G164, R3G165**



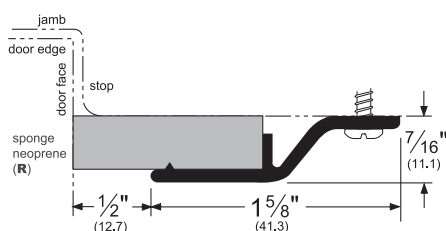
## 319\_S

AVAILABLE FINISHES: **10BE, BSP, C, D, G, WSP**  
 REPLACEMENT INSERT: **SR1 (BL)**  
 ANSI: **R3E165**



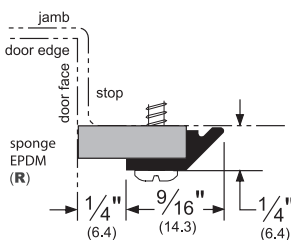
## 375\_R

AVAILABLE FINISHES:  
**10BE, BSP, C, D, G, WSP**  
 REPLACEMENT INSERT: **ER6 (BL)**  
 ANSI (alum): **R3C164, R3C165**



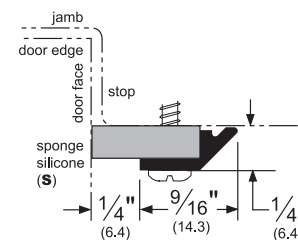
## 332\_R

AVAILABLE FINISHES:  
**10BE, BSP, C, D, WSP**  
 REPLACEMENT INSERT: **ER1 (BL)**  
 ANSI: **R3G164, R3G165**



## 332\_S

AVAILABLE FINISHES:  
**10BE, BSP, C, D, WSP**  
 REPLACEMENT INSERT: **SR1 (BL)**  
 ANSI: **R3E164, R3E165**



NOTE: Products shown in this section may not be drawn to scale.

AVAILABLE FINISHES FOR PRODUCTS SHOWN ON THIS PAGE

**10BE** (Satin Bronze Powder Coat) **A** (Mill Finish Aluminum) **B** (Mill Finish Extruded Bronze [Brass])  
**BDG** (Bright Dip Gold Anodized) **BSP** (Black Suede Powder Coat) **C** (Clear Anodized)  
**D** (Dark Bronze Anodized) **G** (Gold Anodized) **WSP** (White Suede Powder Coat)

800-824-3018 | www.pemko.com

Check the web site for the up-to-date catalog

Copyright © 2015-2025, ASSA ABLOY Accessories and Door Controls Group, Inc., an ASSA ABLOY Group company. All rights reserved.  
 Reproduction in whole or in part without the express written permission of ASSA ABLOY Accessories and Door Controls Group, Inc. is prohibited.

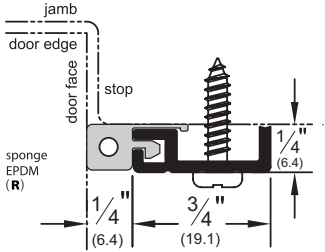
**PEMKO**  
**ASSA ABLOY**

Experience a safer  
 and more open world

# STANDARD PERIMETER GASKETING (Cont.)

## 312\_R

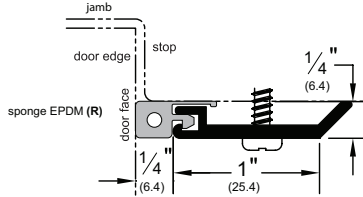
AVAILABLE FINISHES:  
**10BE, BSP, C, D, G, WSP**  
 REPLACEMENT INSERT: **ER9BL (BL)**  
 ANSI (alum): **R3G164, R3G165**



## 315\_R

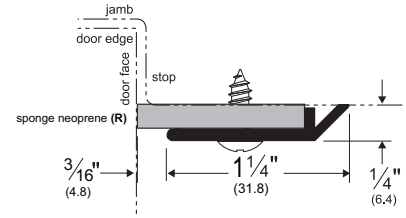
AVAILABLE FINISHES:  
**10BE, B, BSP, C, D, WSP**  
 REPLACEMENT INSERT: **ER9BL (BL)**  
 ANSI (alum): **R3G164, R3G165**

• Please consult website for correct 315BR profile.



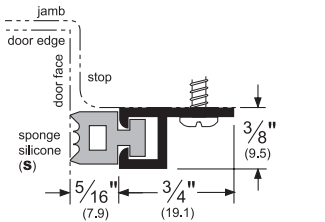
## 3151\_R

AVAILABLE FINISHES:  
**10BE, BSP, C, D, G, WSP**  
 REPLACEMENT INSERT: **ER2 (BL)**  
 ANSI (alum): **R3G164**



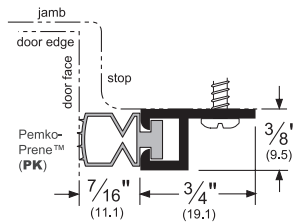
## 296\_S

AVAILABLE FINISHES:  
**10BE, BSP, C, D, WSP**  
 REPLACEMENT INSERT: **SR6 (BL)**  
 ANSI (alum): **R3E164, R3E165**



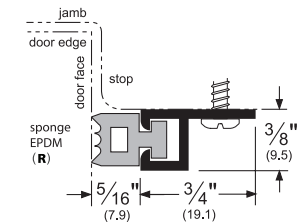
## 296\_PK

AVAILABLE FINISHES:  
**10BE, BSP, C, D, WSP**  
 REPLACEMENT INSERT: **PK4132 (BL)**  
 ANSI (alum): **R3G164, R3G165**



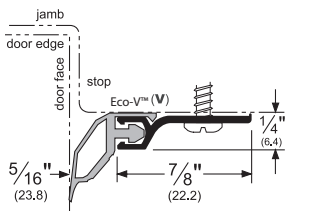
## 296\_R

AVAILABLE FINISHES:  
**10BE, BSP, C, D, WSP**  
 REPLACEMENT INSERT: **E7 (BL)**  
 ANSI (alum): **R3G164, R3G165**



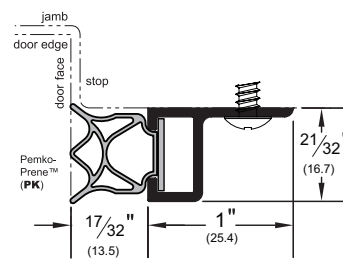
## 330\_V

AVAILABLE FINISHES:  
**10BE, A, BSP, D, SN, WSP**  
 REPLACEMENT INSERT: **EV61 (BL, GR)**



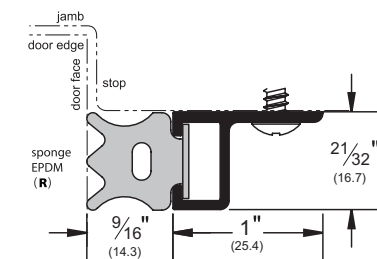
## 285\_PK

AVAILABLE FINISHES:  
**10BE, BSP, C, D, G, WSP**  
 REPLACEMENT INSERT: **PK4304 (BL)**  
 ANSI (alum): **R3G164, R3G165**



## 285\_R

AVAILABLE FINISHES:  
**10BE, BSP, C, D, G, WSP**  
 REPLACEMENT INSERT: **E4303 (BL)**  
 ANSI (alum): **R3G166**



NOTE: Products shown in this section may not be drawn to scale.

AVAILABLE FINISHES FOR PRODUCTS SHOWN ON THIS PAGE

**10BE** (Satin Bronze Powder Coated Aluminum) **A** (Mill Finish Aluminum) **B** (Mill Finish Extruded Bronze [Brass])  
**BSP** (Black Suede Powder Coated Aluminum) **C** (Clear Anodized) **D** (Dark Bronze Anodized)  
**G** (Gold Anodized) **SN** (Satin Nickel Anodized) **WSP** (White Suede Powder Coated Aluminum)



Experience a safer  
and more open world

800-824-3018 | www.pemko.com  
 Check the web site for the up-to-date catalog

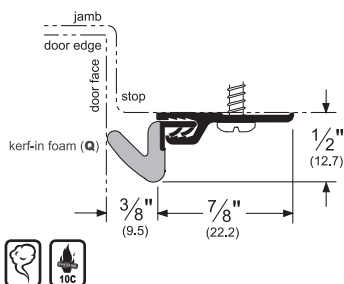
Copyright © 2015-2025, ASSA ABLOY Accessories and Door Controls Group, Inc., an ASSA ABLOY Group company. All rights reserved.  
 Reproduction in whole or in part without the express written permission of ASSA ABLOY Accessories and Door Controls Group, Inc. is prohibited.

# STANDARD PERIMETER GASKETING (Cont.)

## 306\_Q

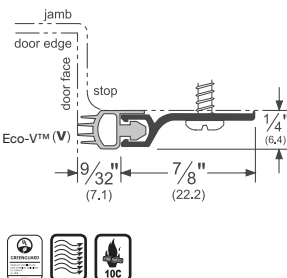
AVAILABLE FINISHES: **10BE, A, BSP, D, WSP**  
 REPLACEMENT INSERT: **Q103 (D, W, BL)**

- Minimum space between the door face and the stop is  $\frac{3}{16}$ " ; maximum space is  $\frac{5}{16}$ "
- Note insert color when ordering:  
 Dark Brown (D) or White (W)



## 306\_V

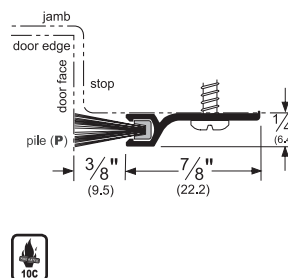
AVAILABLE FINISHES:  
**10BE, A, BSP, D, WSP**  
 REPLACEMENT INSERT: **EV59 (BL, GR)**



## 309\_P

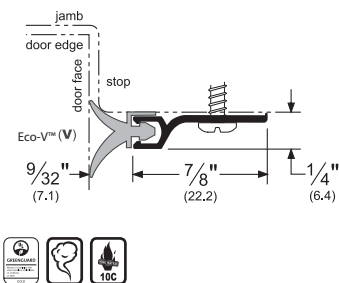
AVAILABLE FINISHES: **10BE, A, BSP, D, WSP**  
 REPLACEMENT INSERT: **P3 (BL, GR)**

- Minimum space between the door face and the stop is  $\frac{3}{16}$ " ; maximum space is  $\frac{5}{16}$ "
- May also be used as a door bottom sweep



## 294\_V

AVAILABLE FINISHES:  
**10BE, A, BSP, D, PW, SN, WSP**  
 REPLACEMENT INSERT: **EV60 (GR)**



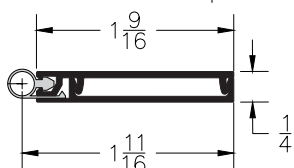
# PERIMETER GASKET SOLUTIONS FOR SLIDING DOORS

- For Seal Set information, please see sets outlined on page 202

## 29394\_PK

AVAILABLE FINISHES: **10BE, BSP, C, D, WSP**  
 REPLACEMENT INSERT: **PK47 (GR, BL)**

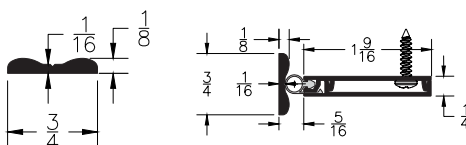
- Perimeter sealing, used with 394 wall-mounted ramp



## 394

AVAILABLE FINISHES:  
**10BE, BSP, C, D, WSP**

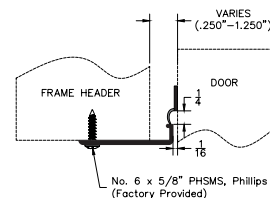
- Wall-mounted ramp used with 29394\_PK



## 950

AVAILABLE FINISHES:  
**10BE, BSP, C, D, WSP**  
 REPLACEMENT INSERT: **PY900 (BL)**

- Head mounted sealing system



NOTE: Products shown in this section may not be drawn to scale.

AVAILABLE FINISHES FOR PRODUCTS SHOWN ON THIS PAGE

**10BE** (Satin Bronze Powder Coated Aluminum) **A** (Mill Finish Aluminum)  
**BSP** (Black Suede Powder Coated Aluminum) **C** (Clear Anodized) **D** (Dark Bronze Anodized)  
**PW** (Painted White) **SN** (Satin Nickel Anodized) **WSP** (White Suede Powder Coated Aluminum)

800-824-3018 | www.pemko.com

Check the web site for the up-to-date catalog

Copyright © 2015-2025, ASSA ABLOY Accessories and Door Controls Group, Inc., an ASSA ABLOY Group company. All rights reserved. Reproduction in whole or in part without the express written permission of ASSA ABLOY Accessories and Door Controls Group, Inc. is prohibited.

**PEMKO**  
**ASSA ABLOY**

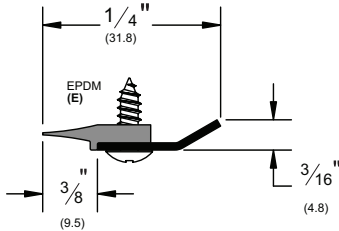
Experience a safer  
 and more open world

# STAINLESS STEEL PERIMETER GASKETING

- Stainless Steel is a tough and durable material that tolerates exposure to chemicals and heavy use
- Easy to clean to meet sanitary requirements
- Manufactured from 430 Stainless Steel
- Long lasting with low cost of ownership

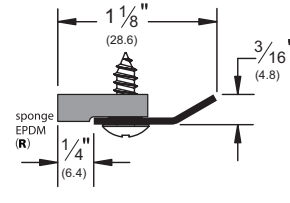
## 305SSE

AVAILABLE FINISH: **SS (#4 Finish)**  
 REPLACEMENT INSERT: **E2 (BL)**  
 ANSI: **R5G164, R5G165**



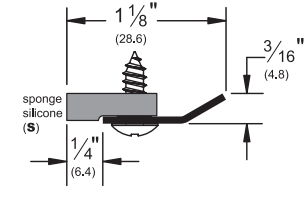
## 305SSR

AVAILABLE FINISH: **SS (#4 Finish)**  
 REPLACEMENT INSERT: **ER1 (BL)**  
 ANSI: **R5G164, R5G165**



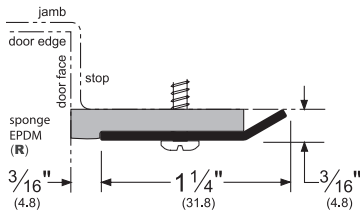
## 305SSS

AVAILABLE FINISH: **SS (#4 Finish)**  
 REPLACEMENT INSERT: **SR1 (BL)**  
 ANSI: **R5E164, R5E165**



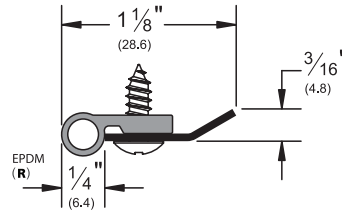
## 315SSR

AVAILABLE FINISH: **SS (#4 Finish)**  
 REPLACEMENT INSERT: **ER2 (BL)**  
 ANSI: **R5G164, R5G165**



## 319SSN

AVAILABLE FINISH: **SS (#4 Finish)**  
 REPLACEMENT INSERT: **E11 (BL)**  
 ANSI: **R5G164, R5G165**



NOTE: Products shown in this section may not be drawn to scale.

AVAILABLE FINISHES FOR PRODUCTS SHOWN ON THIS PAGE  
**SS (#4 Brushed Finish)**



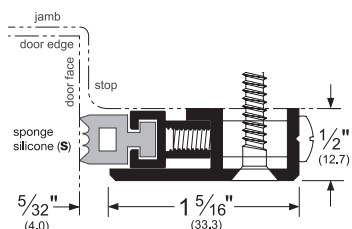
Experience a safer  
and more open world

## ADJUSTABLE JAMB GASKETING

- Adjustable jamb gasketing is shown mounted on openings with  $\frac{1}{16}$ " gaps; however, each weatherstrip can seal gaps up to  $\frac{1}{4}$ "
- Adjustable jamb weatherstrip can adjust  $\frac{3}{16}$ " out from the position illustrated

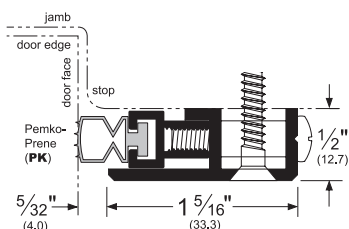
### 379\_S

AVAILABLE FINISHES: **10BE, BSP, C, D, G, WSP**  
 REPLACEMENT INSERT: **SR6 (BL)**  
 ANSI: **R3E264, R3E265**



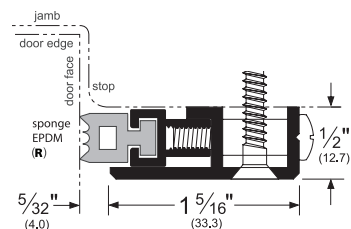
### 379\_PK

AVAILABLE FINISHES: **10BE, BSP, C, D, G, WSP**  
 REPLACEMENT INSERT: **PK4132 (BL)**  
 ANSI: **R3G264, R3G265**



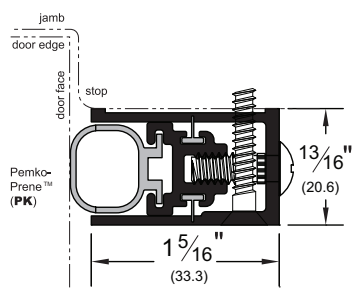
### 379\_R

AVAILABLE FINISHES: **10BE, BSP, C, D, G, WSP**  
 REPLACEMENT INSERT: **E7 (BL)**  
 ANSI: **R3G264, R3G265**



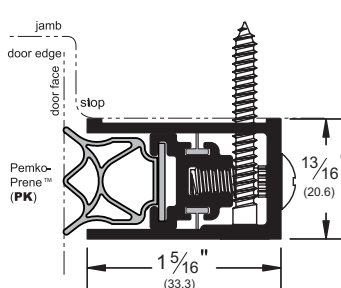
### 322\_SPK

AVAILABLE FINISHES: **10BE, BSP, C, D, WSP**  
 REPLACEMENT INSERT: **PK121 (BL)**



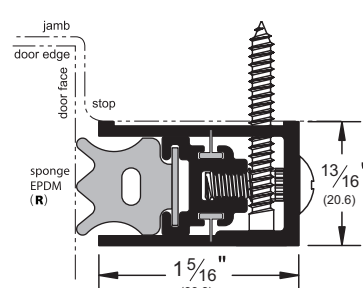
### 350\_SPK

AVAILABLE FINISHES: **10BE, BSP, C, D, WSP**  
 REPLACEMENT INSERT: **PK4304 (BL)**  
 ANSI: **R3G164, R3G165**



### 350\_SR

AVAILABLE FINISHES: **10BE, BSP, C, D, WSP**  
 REPLACEMENT INSERT: **E4303 (BL)**  
 ANSI: **R3G164, R3G165**

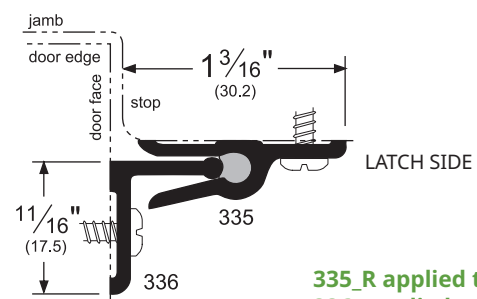


## HEAVY DUTY INTERLOCK PERIMETER GASKETING

### 335\_R

AVAILABLE FINISHES: **A**

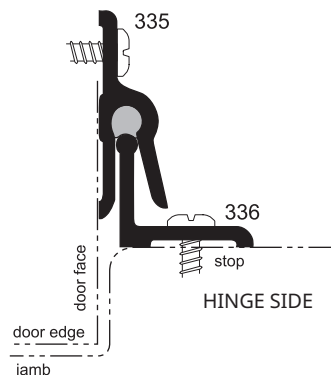
NOTE: Diagram consists of two parts, each sold separately.



**335\_R applied to jamb;**  
**336\_ applied to door.**

### 336\_

AVAILABLE FINISHES: **A**



NOTE: Products shown in this section may not be drawn to scale.

AVAILABLE FINISHES FOR PRODUCTS SHOWN ON THIS PAGE

**10BE** (Satin Bronze Powder Coated Aluminum) **A** (Mill Finish Aluminum) **BSP** (Black Suede Powder Coated Aluminum)  
**C** (Clear Anodized) **D** (Dark Bronze Anodized) **G** (Gold Anodized) **WSP** (White Suede Powder Coated Aluminum)

800-824-3018 | www.pemko.com

Check the web site for the up-to-date catalog

Copyright © 2015-2025, ASSA ABLOY Accessories and Door Controls Group, Inc., an ASSA ABLOY Group company. All rights reserved. Reproduction in whole or in part without the express written permission of ASSA ABLOY Accessories and Door Controls Group, Inc. is prohibited.

**PEMKO**  
**ASSA ABLOY**

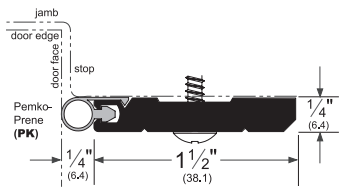
Experience a safer  
 and more open world

# HEAVY DUTY PERIMETER GASKETING - HEAD SECTION

- For the head section of the frame where a parallel arm closer bracket or other hardware is required. Supplied undrilled (36") or drilled (80" and above) and supplied with sheet metal screws for mounting
- If used as a stop, flat head machine screws can be provided upon request and take a countersunk #10 hole. Pemko will drill the head member only if drilling instructions for countersink holes are provided
- All gasketing shown below is sold individually

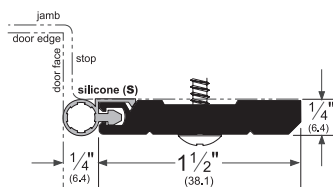
## 2891\_PK

AVAILABLE FINISHES: **10BE, A, BSP, D, G, WSP**  
 REPLACEMENT INSERT: **PK47 (BL, GR)**  
 ANSI: **R3G164, R3G165**



## 2891\_S

AVAILABLE FINISHES: **10BE, A, BSP, D, G, WSP**  
 REPLACEMENT INSERT: **S3 (BL, W)**  
 ANSI: **R3E164, R3E165**

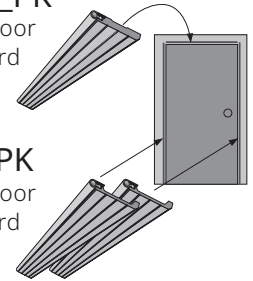


## 2891\_PK

1 per door standard

## 290\_PK

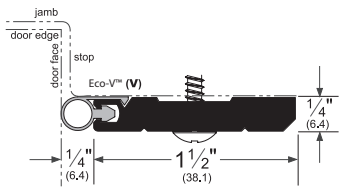
2 per door standard



When ordering a head section such as 2891\_PK, two corresponding side sections (i.e. 290\_PK) should also be ordered for the latch and hinge sides of the frame.

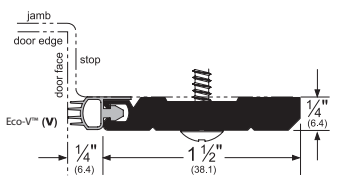
## 2891\_V

AVAILABLE FINISHES: **10BE, A, BSP, D, WSP**  
 REPLACEMENT INSERT: **EV47 (BL, GR, W)**



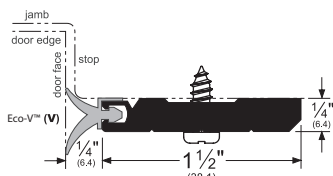
## 2892\_V

AVAILABLE FINISHES: **10BE, A, BSP, D, WSP**  
 REPLACEMENT INSERT: **EV59 (BL, GR, W)**



## 2893\_V

AVAILABLE FINISHES: **10BE, A, BSP, D, WSP**  
 REPLACEMENT INSERT: **EV60 (GR)**



NOTE: Products shown in this section may not be drawn to scale.

AVAILABLE FINISHES FOR PRODUCTS SHOWN ON THIS PAGE

**10BE** (Satin Bronze Powder Coated Aluminum) **A** (Mill Finish Aluminum) **BSP** (Black Suede Powder Coated Aluminum) **D** (Dark Bronze Anodized) **G** (Gold Anodized) **WSP** (White Suede Powder Coated Aluminum)



Experience a safer and more open world

800-824-3018 | www.pemko.com

Check the web site for the up-to-date catalog

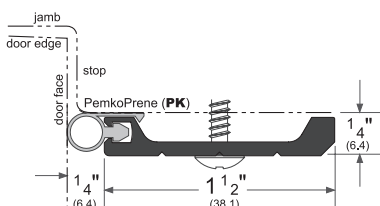
Copyright © 2015-2025, ASSA ABLOY Accessories and Door Controls Group, Inc., an ASSA ABLOY Group company. All rights reserved. Reproduction in whole or in part without the express written permission of ASSA ABLOY Accessories and Door Controls Group, Inc. is prohibited.

# HEAVY DUTY PERIMETER GASKETING - STANDARD JAMB

- For the head section of the frame where a parallel arm closer bracket or other hardware is required. Supplied undrilled (36") or drilled (80" and above) and supplied with sheet metal screws for mounting
- If used as a stop, flat head machine screws can be provided upon request and take a countersunk #10 hole. Pemko will drill the head member only if drilling instructions for countersink holes are provided
- All gasketing shown below is sold individually

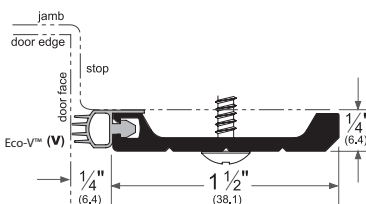
## 290\_PK

AVAILABLE FINISHES: **10BE, A, BSP, D, G, WSP**  
 REPLACEMENT INSERT: **PK47 (BL, GR)**  
 ANSI: **R3G164, R3G165**



## 2902\_V

AVAILABLE FINISHES: **10BE, A, BSP, D, G, WSP**  
 REPLACEMENT INSERT: **EV59 (BL, GR, W)**



### Alternate Inserts For 290

#### 290\_S

AVAILABLE FINISHES: **A, D, G**  
 REPLACEMENT INSERT: **S3 (BL, W)**  
 ANSI: **R3E164, R3E165**



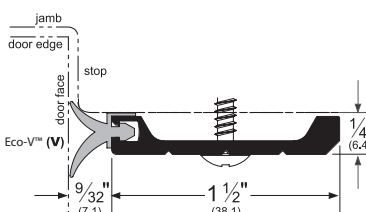
#### 290\_V

AVAILABLE FINISHES: **A, D, G**  
 REPLACEMENT INSERT: **EV47 (BL, GR, W)**



## 2903\_V

AVAILABLE FINISHES: **10BE, A, BSP, D, G, WSP**  
 REPLACEMENT INSERT: **EV60 (GR)**



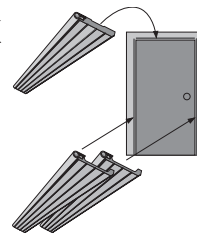
## 2891\_PK

1 per door standard

## 290\_PK

2 per door standard

When ordering a head section such as 2891\_PK, two corresponding side sections (i.e. 290\_PK) should also be ordered for the latch and hinge sides of the frame.

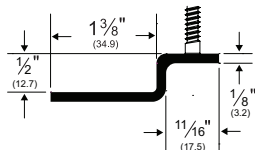


# PERIMETER GASKET JAMB BRACKETS

- For use with standard perimeter gasket profiles when opening utilizes a parallel arm closer
- Mount perimeter gasket first, then bracket over the profile. Closer bracket will mount to face of bracket.
- Furnished in paintable galvanized steel (SP) or gray prime coat (G); available in powder coated finishes
- Supplied in 6" lengths

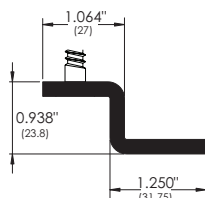
## BKT050\_

AVAILABLE FINISHES: **10BE, BSP, SP, G, WSP**



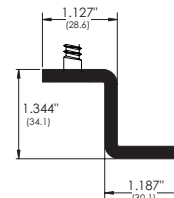
## BKT075\_

AVAILABLE FINISHES: **10BE, BSP, SP, G, WSP**



## BKT1532\_

AVAILABLE FINISHES: **10BE, BSP, SP, G, WSP**



NOTE: Products shown in this section may not be drawn to scale.

AVAILABLE FINISHES FOR PRODUCTS SHOWN ON THIS PAGE (see General Information section for finish chart)

**10BE** (Satin Bronze Powder Coated Aluminum) **A** (Mill Finish Aluminum) **BSP** (Black Suede Powder Coated Aluminum)  
**D** (Dark Bronze Anodized) **G** (Gold Anodized) **WSP** (White Suede Powder Coated Aluminum)

AVAILABLE BRACKET FINISHES FOR PRODUCTS SHOWN ON THIS PAGE  
**G** (Gray Prime Painted Steel) **SP** (Galvanized Steel)

800-824-3018 | www.pemko.com

Check the web site for the up-to-date catalog

Copyright © 2015-2025, ASSA ABLOY Accessories and Door Controls Group, Inc., an ASSA ABLOY Group company. All rights reserved. Reproduction in whole or in part without the express written permission of ASSA ABLOY Accessories and Door Controls Group, Inc. is prohibited.



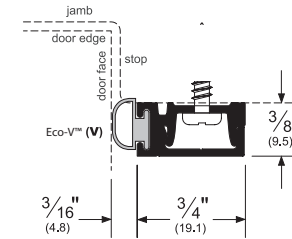
Experience a safer and more open world

# SNAP COVER PERIMETER GASKETING WITH CONCEALED FASTENERS

- Low-profile snap cover conceals mounting screws to provide security and a clean aesthetic appearance
- Cover snaps securely in place to deter vandalism
- All clear anodized brush products are supplied with gray brush (black brush available upon request)

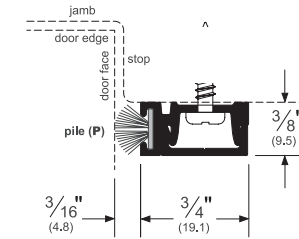
## 29310\_V

AVAILABLE FINISHES: **10BE, BSP, C, D, G, WSP**  
REPLACEMENT INSERT: **EV41 (BL, GR, W)**



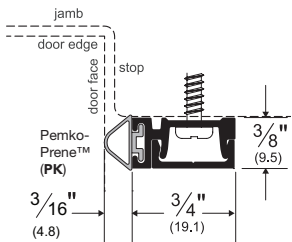
## 29310\_P

AVAILABLE FINISHES: **10BE, BSP, C, D, G, WSP**  
REPLACEMENT INSERT: **P2 (BL, GR)**



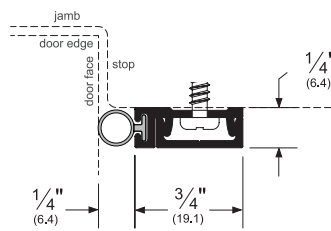
## 29310\_PK

AVAILABLE FINISHES: **10BE, BSP, C, D, G, WSP**  
REPLACEMENT INSERT: **PK4 (BL, GR)**  
ANSI: **R3G164, R3G165**



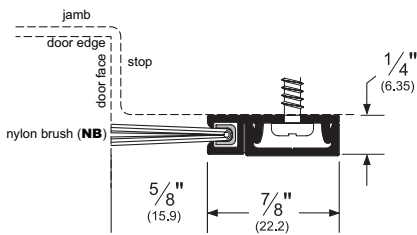
## 29313\_PK

AVAILABLE FINISHES: **10BE, BSP, C, D, WSP**  
REPLACEMENT INSERT: **PK588 (BL)**



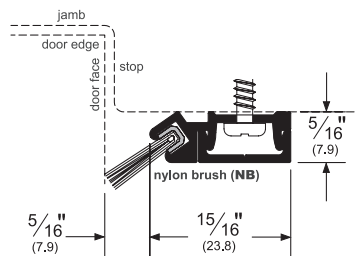
## 29326\_NB

AVAILABLE FINISHES: **10BE, BSP, C, D, G, WSP**  
REPLACEMENT INSERT: **P516062 (BL, GR, W)**  
ANSI: **R3A164, R3A165**



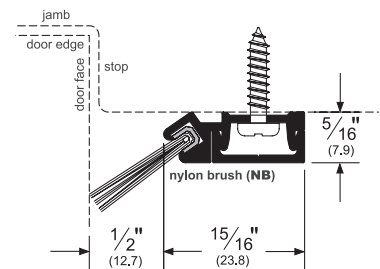
## 29344\_NB

AVAILABLE FINISHES: **10BE, BSP, C, D, G, WSP**  
REPLACEMENT INSERT: **P516041 (BL, GR)**  
ANSI: **R3A164**



## 29346\_NB

AVAILABLE FINISHES: **10BE, BSP, C, D, G, WSP**  
REPLACEMENT INSERT: **P516062 (BL, GR, W)**  
ANSI: **R3A164**



NOTE: Products shown in this section may not be drawn to scale.

AVAILABLE FINISHES FOR PRODUCTS SHOWN ON THIS PAGE

**10BE** (Satin Bronze Powder Coated Aluminum) **BSP** (Black Suede Powder Coated Aluminum) **C** (Clear Anodized) **D** (Dark Bronze Anodized) **G** (Gold Anodized) **WSP** (White Suede Powder Coated Aluminum)

800-824-3018 | [www.pemko.com](http://www.pemko.com)

Check the web site for the up-to-date catalog

**PEMKO**  
**ASSA ABLOY**

Experience a safer  
and more open world

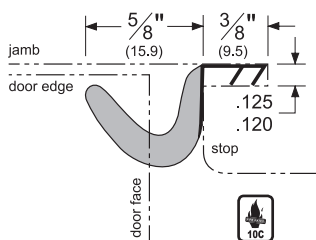
# KERF-IN WEATHERSTRIP

## Foam

- Pemko's "Q" foam kerf-in weatherstrip is constructed from soft cell foam enclosed by an embossed, tear-resistant, low-friction, UV-stable polyethylene cover
- Includes rigid PVC insert with extended flange for fast and easy kerf installation

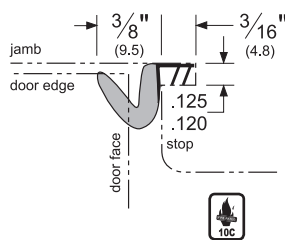
### Q102\_

AVAILABLE FINISHES: **BL, D, W**  
 AVAILABLE LENGTHS: **36", 85", 97", 121"**  
 Minimum space between the door face and the stop is  $\frac{5}{16}$ "; maximum space is  $\frac{1}{2}$ "



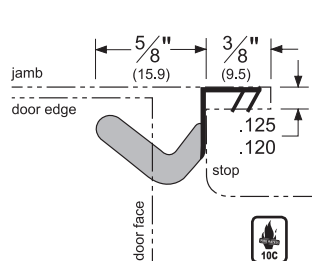
### Q103\_

AVAILABLE FINISHES: **BL, D, W**  
 AVAILABLE LENGTHS: **36", 85", 97", 121"**  
 Minimum space between the door face and the stop is  $\frac{3}{16}$ "; maximum space is  $\frac{5}{16}$ "



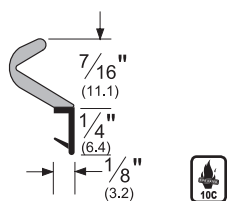
### Q106\_

AVAILABLE FINISHES: **D, W**  
 AVAILABLE LENGTHS: **36", 85", 97", 121"**  
 Minimum space between the door face and the stop is  $\frac{5}{16}$ "; maximum space is  $\frac{1}{2}$ "



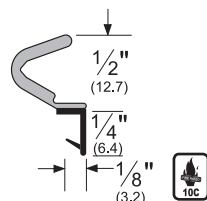
### Q107\_

AVAILABLE FINISHES: **BL**  
 Minimum space between the door face and the stop is  $\frac{1}{8}$ "; maximum space is  $\frac{7}{16}$ "  
 Sold per foot (specify length)



### Q108\_

AVAILABLE FINISHES: **BL**  
 Minimum space between the door face and the stop is  $\frac{1}{8}$ "; maximum space is  $\frac{1}{2}$ "  
 Sold per foot (specify length)

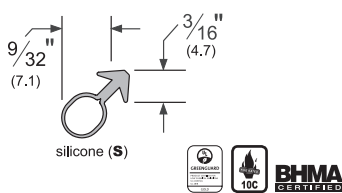


## Silicone

- Extruded from platinum cross-linked silicon
- Self-extinguishing and non-toxic
- Unaffected by sunlight, ozone, and ultraviolet rays
- Impervious to fungus and mildew; will not deteriorate under normal exposure
- Available in 100ft lengths

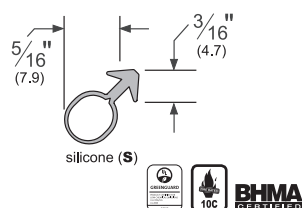
### S104\_100

AVAILABLE FINISHES: **D, W**  
 ANSI: **ROE156**  
 Minimum space between the door face and the stop is  $\frac{1}{16}$ "; maximum space is  $\frac{1}{4}$ "



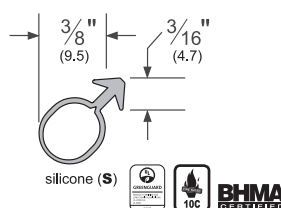
### S109\_100

AVAILABLE FINISHES: **D, W**  
 ANSI: **ROE156**  
 Minimum space between the door face and the stop is  $\frac{1}{16}$ "; maximum space is  $\frac{5}{16}$ "



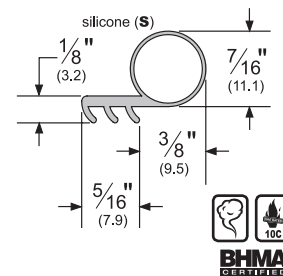
### S105\_100

AVAILABLE FINISHES: **D, W**  
 ANSI: **ROE156**  
 Minimum space between the door face and the stop is  $\frac{1}{16}$ "; maximum space is  $\frac{3}{8}$ "



### S52\_100

AVAILABLE FINISHES: **BL, W**  
 ANSI: **ROE154**  
 Minimum space between the door face and the stop is  $\frac{1}{16}$ "; maximum space is  $\frac{3}{8}$ "



NOTE: Products shown in this section may not be drawn to scale.

AVAILABLE FINISHES FOR PRODUCTS SHOWN ON THIS PAGE

**BL** (Black) **D** (Black) **W** (White)

800-824-3018 | www.pemko.com

Check the web site for the up-to-date catalog

Copyright © 2015-2025, ASSA ABLOY Accessories and Door Controls Group, Inc., an ASSA ABLOY Group company. All rights reserved. Reproduction in whole or in part without the express written permission of ASSA ABLOY Accessories and Door Controls Group, Inc. is prohibited.

**PEMKO**  
**ASSA ABLOY**

Experience a safer  
 and more open world

# KERF-IN WEATHERSTRIP (Cont.)

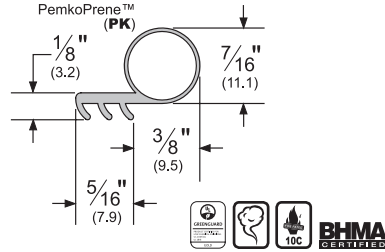
## PK52

AVAILABLE FINISHES: **BL**

ANSI: **ROG154**

AVAILABLE LENGTHS: **18', 20', 300'**

- Minimum space between the door face and the stop is  $\frac{1}{16}$ "; maximum space is  $\frac{3}{8}$ "

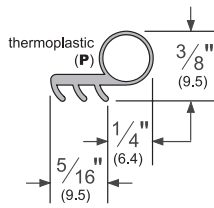


## P50

AVAILABLE FINISHES: **BL**

AVAILABLE LENGTHS: **17', 25', 250'**

- Minimum space between the door face and the stop is  $\frac{1}{16}$ "; maximum space is  $\frac{5}{16}$ ".
- Thermoplastic elastomer formulation will not transigrate; remains flexible to -60° F

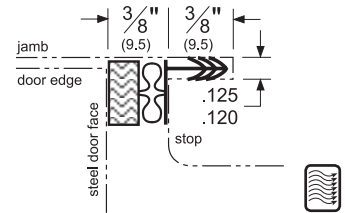


## MAG349

AVAILABLE FINISHES: **D**

AVAILABLE LENGTHS: **37', 85', 96", 121"**

- Minimum space between the door face and the stop is  $\frac{3}{8}$ "; maximum space is  $\frac{7}{16}$ "
- Magnetic kerf-in weatherstrip features a magnetic strip encased by a UV-stable TPE cover
- Use for steel-faced door and wood frame applications
- Can be trimmed in the field and corner-mitered

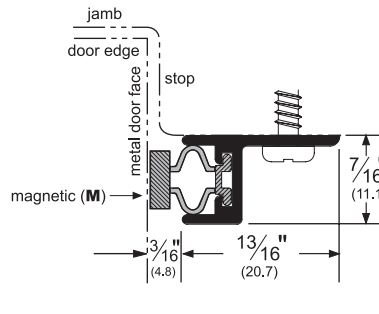


# MAGNETIC WEATHERSTRIP

## 2815\_M

AVAILABLE FINISHES: **C, D, G**

REPLACEMENT INSERT: **2815MAG**



# ADHESIVE PERIMETER GASKETING

For more information on these perimeter gasketing products, please see the Adhesive Gasketing section.

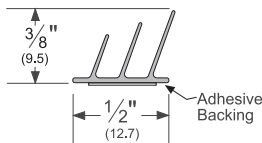
## S773

AVAILABLE FINISHES: **BL, GR, W**

AVAILABLE LENGTHS: **17', 18', 20', 21', 25', 30', 250', 510'**

ANSI: **ROE154, ROE155**

- Triple-fin design blocks light and sound from infiltrating a room
- Product designed as hospitality gasketing (see more hospitality products in the Hospitality Products section)
- Seal begins compressing at  $\frac{3}{8}$ "



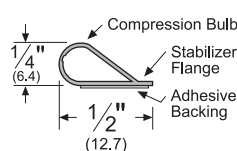
## S88

AVAILABLE FINISHES: **BL, C, D, GR, TAN, W**

AVAILABLE LENGTHS: **17', 18', 20', 21', 25', 30', 204', 510'**

ANSI: **ROE154, ROE155**

- Seal begins compressing at  $\frac{1}{4}$ "; compresses to seal up to a  $\frac{1}{16}$ " gap
- Available with perforations for Behavioral Health applications. Substitute "P" in place of "S" to order this option.



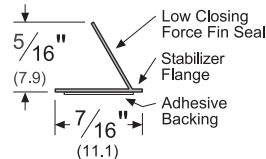
## S44

AVAILABLE FINISHES: **BL, C, D, GR, W**

AVAILABLE LENGTHS: **17', 18', 20', 21', 25', 30', 204', 510'**

ANSI: **ROE154, ROE155**

- Designed for tighter frames.
- Demonstrates extremely low closing force.
- Seal begins compressing at  $\frac{5}{16}$ "; compresses to seal up to a  $\frac{1}{16}$ " gap
- Available with perforations for Behavioral Health applications. Substitute "P" in place of "S" to order this option.



NOTE: Products shown in this section may not be drawn to scale.

AVAILABLE FINISHES FOR PRODUCTS SHOWN ON THIS PAGE

**C** (Clear Anodized) **D** (Dark Bronze Anodized) **G** (Gold Anodized)

AVAILABLE FINISHES FOR PRODUCTS SHOWN ON THIS PAGE

Adhesive Gasketing Colors: **BL** (Black) **C** (Clear) **D** (Dark Brown) **GR** (Light Gray) **TAN** (Tan) **W** (White)



Experience a safer and more open world

## ADHESIVE PERIMETER GASKETING (Cont.)

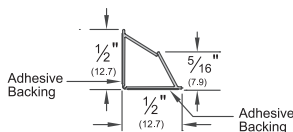
For more information on these perimeter gasketing products, please see the Adhesive Gasketing section.

### S442\_

AVAILABLE FINISHES: **BL, D, W**  
 AVAILABLE LENGTHS: **17', 18', 20', 21', 25', 30', 510'**

ANSI: **ROE154, ROE155**

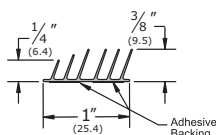
- Fits flush into corner
- Seal begins compressing at  $\frac{5}{16}$ "; compresses to seal up to a  $\frac{1}{16}$ " gap



### S776\_

AVAILABLE FINISHES: **BL**  
 AVAILABLE LENGTHS: **17', 18', 20', 21', 25', 30'**  
 ANSI: **ROE154, ROE155**

- Designed for hollow metal and wood meeting stile applications
- Seal begins compressing at  $\frac{3}{8}$ "

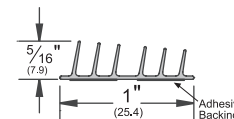


### S771x6\_

AVAILABLE FINISH: **BL**  
 AVAILABLE LENGTHS: **7', 8', 10', 17', 18', 20', 21', 25'**

ANSI: **ROE154, ROE155**

- Designed for hollow metal and wood meeting stile applications
- Seal begins compressing at  $\frac{5}{16}$ "

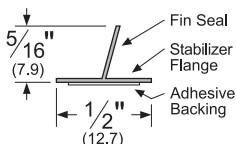


### S77\_

AVAILABLE FINISHES: **C, BL, D, W**  
 AVAILABLE LENGTHS: **17', 18', 20', 21', 25', 30', 204', 510'**

ANSI: **ROE154, ROE155**

- Designed for hollow metal and wood meeting stile applications.
- Seal begins compressing at  $\frac{5}{16}$ "; compresses to seal up to a  $\frac{1}{16}$ " gap

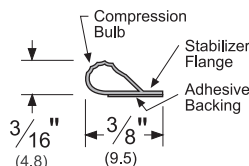


### PK33\_

AVAILABLE FINISHES: **BL, D, W**  
 AVAILABLE LENGTHS: **17', 18', 20', 21', 25', 30', 510'**

ANSI: **ROG154, ROG155**

- Designed for tighter frames.
- Demonstrates extremely low closing force.
- Seal begins compressing at  $\frac{3}{16}$ "; compresses to seal up to a  $\frac{1}{16}$ " gap

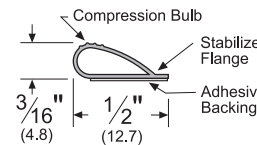


### PK55\_

AVAILABLE FINISHES: **BL, D, W**  
 AVAILABLE LENGTHS: **17', 18', 20', 21', 25', 30', 510'**

ANSI: **ROG154, ROG155**

- Designed for tighter frames.
- Demonstrates extremely low closing force.
- Seal begins compressing at  $\frac{3}{16}$ "; compresses to seal up to a  $\frac{1}{16}$ " gap

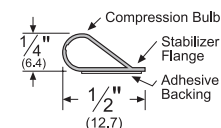


## MICROSHIELD® ANTIMICROBIAL ADHESIVE GASKETING

### AM88\_

AVAILABLE FINISHES: **BL, C, D, W**  
 AVAILABLE LENGTHS: **17', 18', 20', 21', 25', 30', 510'**

ANSI: **R8E154, ROE155**



#### NOTES FOR ALL ADHESIVE GASKETING:

Storage and shelf life: All adhesive gaskets have a limited shelf life. This product must be installed within 6 months of purchase and must be stored between 50°F and 100°F. For further notes/details, please see Adhesive Gasketing section.

NOTE: Products shown in this section may not be drawn to scale.

AVAILABLE FINISHES FOR PRODUCTS SHOWN ON THIS PAGE

Adhesive Gasketing Colors: **BL** (Black) **C** (Clear) **D** (Dark Brown) **W** (White)

800-824-3018 | www.pemko.com

Check the web site for the up-to-date catalog

Copyright © 2015-2025, ASSA ABLOY Accessories and Door Controls Group, Inc., an ASSA ABLOY Group company. All rights reserved. Reproduction in whole or in part without the express written permission of ASSA ABLOY Accessories and Door Controls Group, Inc. is prohibited.

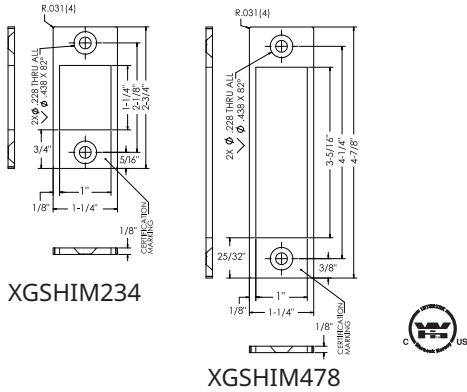
**PEMCO**  
**ASSA ABLOY**

Experience a safer  
 and more open world

# EXCESSIVE GAP PERIMETER SOLUTIONS

## XGSHIM Latch Shim

- Meets UL10C standards for 90-minute wood and metal doors
- For use on excessive gaps on the frame behind the strike plate
- Certified in USA & Canada
- Two product numbers, XGSHIM234 and XGSHIM478



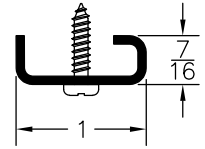
## XG90KIT

- Brings fire-rated doors with excessive vertical and head gaps back into spec - up to 3/8"
- UL Classified for 90-minutes
- Kit includes both products shown below, XG900 and HSS20XGxS773

## XG900

- 16ga galvanized steel
- Can be screw applied or welded to metal frame. If welded, specify with "no holes" for clean appearance.
- Can be field painted to match the frame

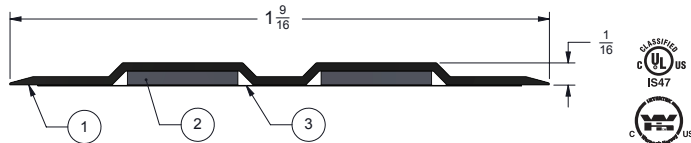
AVAILABLE FINISH:  
**SP, SPBSP, SPWSP, SP10BE**



## EZgap™ XG10 SERIES

- Flexible, adhesive-applied solution for excessive gaps up to 5/16"
- Can be used as a full perimeter system or used independently on Latch Edge, Hinge Edge, or Header
- Meets UL10C requirements for singles or pairs of doors with excessive gaps:
  - XG10:
    - Gaps up to 1/4". 60 minutes for wood doors, 90 minutes for hollow metal doors
  - XG10-HM:
    - Gaps up to 5/16". 90 minutes for hollow metal doors
    - Kitted with the HSS90150XG rigid intumescent strip for top door channel

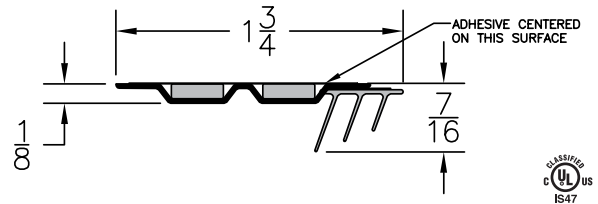
AVAILABLE FINISH: **BL (Black), BR (Brown), GR (Grey), W (White)**  
 AVAILABLE LENGTHS: **18 ft, 50 ft Rolls**



## HSS20XGxS773

- Pressure sensitive adhesive backing
- Seals a gap at the header or along the jambs up to 5/16" for 60-min openings
- Seals a gap along the latch edge up to 3/8" for 90-min openings when used with the XG900SP in the XG90KIT

AVAILABLE FINISH: **BL**

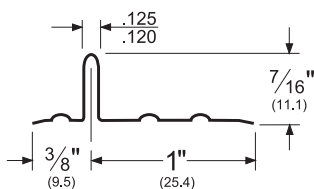


# INTERLOCK WEATHERSTRIP FOR WOOD WINDOWS

## Corrugated Rib Strips

- Corrugated rib strips are made from .015" spring bronze (B) or .0172" galvanized steel (Z)
- \_4C is only available in 96" lengths

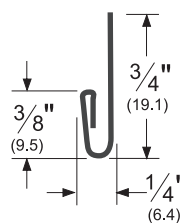
**\_4C** (1 3/8" width)  
 AVAILABLE FINISHES: **B, Z**



## Flat Hooks

- \_10 Flat hooks are made from .026" spring bronze (B) or .0172" galvanized steel (Z)

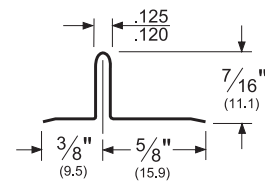
**\_10**  
 AVAILABLE FINISHES: **B, Z**  
 AVAILABLE LENGTHS: **96"**



## Plain Rib Strips

- Plain rib strips are made from .015" spring bronze (B) or .0172" galvanized steel (Z)

**\_2P** (1" width)  
 AVAILABLE FINISHES: **B, Z**



**\_4P** (1 3/8" width)  
 AVAILABLE FINISHES: **Z**

*\_2P (1" width) shown at left; also available in \_4P (1 3/8" width).  
 \_2P and \_4P available in 96" lengths only*

NOTE: Products shown in this section may not be drawn to scale.

AVAILABLE FINISHES FOR PRODUCTS SHOWN ON THIS PAGE  
**SP10BE** (Satin Bronze Powder) **B** (Bronze) **SPBSP** (Black Suede Powder)  
**SP** (Galvanized Steel) **SPWSP** (White Suede Powder) **Z** (Galvanized Steel)



Experience a safer and more open world

800-824-3018 | www.pemko.com  
 Check the web site for the up-to-date catalog

## INTERLOCK WEATHERSTRIP FOR WOOD DOORS

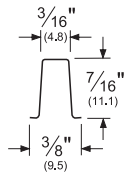
- Fasteners available at additional cost

### Liner Strip

- Made from .008" spring bronze (B)

**\_30**

AVAILABLE FINISH: **B**  
AVAILABLE LENGTHS: **96"**

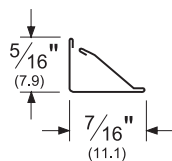


### Lock Strip

- Made from .008" spring bronze (B)

**\_331**

AVAILABLE FINISH: **B**  
AVAILABLE LENGTHS: **6", 96"**

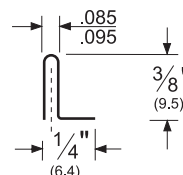


### "L" Metal

- Bronze or zinc-plated wafer head drive screws available for \_41M (sold separately)

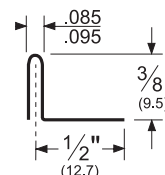
**\_41M**

AVAILABLE FINISHES: **B, Z**  
AVAILABLE LENGTHS: **96"**



**\_43**

AVAILABLE FINISH: **B**  
AVAILABLE LENGTHS: **96"**



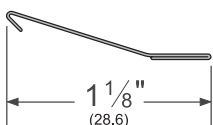
## CUSHION/SPRING WEATHERSTRIP FOR WOOD OR METAL DOORS AND WINDOWS

### Spring Bronze - Wood Doors/Windows

- Spring bronze weatherstrip fits wood doors and wood casement windows
- Made from .008" hemmed spring bronze/brass (B)
- Nails should be approximately 1 1/2" on center (sold separately)

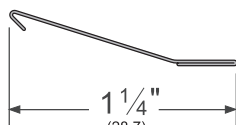
**\_70C-100**

AVAILABLE FINISH: **B**  
AVAILABLE LENGTHS: **100'**



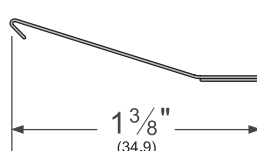
**\_70D-100**

AVAILABLE FINISH: **B**  
AVAILABLE LENGTHS: **100'**



**\_70E-100**

AVAILABLE FINISH: **B**  
AVAILABLE LENGTHS: **100'**



**P51B17**

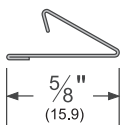
P51B17 is 17 feet of \_70C  
Packaged with nails

## CUSHION ("V") - WOOD OR METAL DOORS

- Cushion weatherstrip fits wood or metal doors
- Made from .008" hemmed spring bronze/brass (B)
- Nails should be approximately 3" on center (sold separately)
- Gap coverage is 1/8" minimum to 3/16" maximum

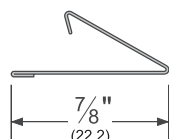
**\_73**

AVAILABLE FINISH: **B**  
AVAILABLE LENGTHS: **96"**



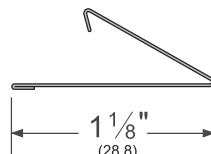
**\_74**

AVAILABLE FINISH: **B**  
AVAILABLE LENGTHS: **96"**



**\_75**

AVAILABLE FINISH: **B**  
AVAILABLE LENGTHS: **96"**



## FASTENERS FOR CUSHION, SPRING AND INTERLOCK WEATHERSTRIP

- Fasteners for cushion, spring, and interlock weatherstrip are sold separately unless otherwise specified

**NL1678\_**

AVAILABLE FINISHES: **BL, BP, Z**  
For Wood: #16 x 7/8" flat head nail



**NL1734CPXE\_**

AVAILABLE FINISHES: **BB, SS**  
For Wood: #16 x 3/4" flat head nail



NOTE: Copper nails may be substituted for "BB" nails while brass remains unavailable.

**PEMKO**  
**ASSA ABLOY**

800-824-3018 | www.pemko.com

Check the web site for the up-to-date catalog


Copyright © 2015-2025, ASSA ABLOY Accessories and Door Controls Group, Inc., an ASSA ABLOY Group company. All rights reserved. Reproduction in whole or in part without the express written permission of ASSA ABLOY Accessories and Door Controls Group, Inc. is prohibited.

Experience a safer  
and more open world

# PRIVACY SEALS FOR SLIDING DOORS

## PEMKOSFSET1

- Will seal gaps 1/8" to 3/8" for barn door sliding hardware
- Works with any sliding door hardware
- Requires 1/2" frame to keep the gasket from marring the wall

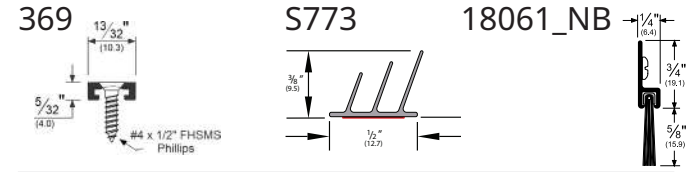


### Standard Kit Sizes

Finish	Product	Color
C	369C	Clear Anodized
	S773GR	Gray
D	369D	Dark Bronze Anodized
	S773BL	Black
PW	369C	Clear Anodized
	S773PW	White

## PEMKOSFSET2

- Will seal gaps 1/8" to 3/8" for barn door sliding hardware
- Works with any sliding door hardware
- Requires 1/2" frame to keep the gasket from marring the wall
- Includes a surface mounted bottom seal

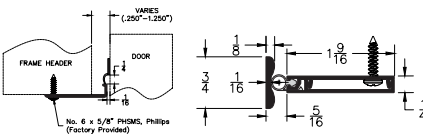


### Standard Kit Sizes

Finish	Product	Color
C	369C	Clear Anodized
	S773GR	Gray
	18061CNB	Clear Anodized, Gray Brush
D	369D	Dark Bronze Anodized
	S773BL	Black
	18061DNB	Dark Bronze Anodized, Black Brush
PW	369C	Clear Anodized
	S773PW	White
	18061PWNB	Painted White

## PEMKOSFSET3

950 PY900 394 29394

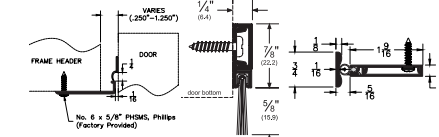


### Standard Kit Sizes

Finish	Product	Color
10BE	29394-10BE-PK	Satin Bronze Powder Coat with Black PemkoPrene™
	394-10BE	Satin Bronze Powder Coat
	950-10BE	Satin Bronze Powder Coat
	PY900BL	Black
C	29394CPK	Clear Anodized with Black PemkoPrene™
	394C	Clear Anodized
	950C	Clear Anodized
BSP	29394BSPPK	Black Suede Powder Coat with Black PemkoPrene™
	394BSP	Black Suede Powder Coat
	950BSP	Black Suede Powder Coat
	PY900BL	Black
D	29394DPK	Dark Bronze Anodized with Black PemkoPrene™
	394D	Dark Bronze Anodized
	950D	Dark Bronze Anodized
	PY900BL	Black
WSP	29394WSPPK	White Suede Powder Coat with Black PemkoPrene™
	394WSP	White Suede Powder Coat
	950WSP	White Suede Powder Coat
	PY900BL	Black

## PEMKOSFSET4

950 PY900 29326\_NB 394 29394

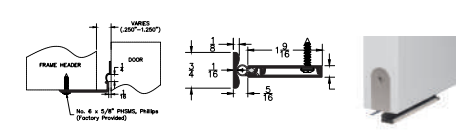


### Standard Kit Sizes

Finish	Product	Color
10BE	29394-10BE-PK	Satin Bronze Powder Coat with Black PemkoPrene™
	394-10BE	Satin Bronze Powder Coat
	950-10BE	Satin Bronze Powder Coat
	PY900BL	Black
C	29326-10BE-NB	Satin Bronze Powder Coat with Black Nylon Brush
	29394CPK	Clear Anodized with Black PemkoPrene™
	394C	Clear Anodized
BSP	29394BSPPK	Black Suede Powder Coat with Black PemkoPrene™
	394BSP	Black Suede Powder Coat
	950BSP	Black Suede Powder Coat
	PY900BL	Black
D	29326BSPNB	Black Suede Powder Coat with Black Nylon Brush
	29394DPK	Dark Bronze Anodized with Black PemkoPrene™
	394D	Dark Bronze Anodized
	950D	Dark Bronze Anodized
WSP	29326WSPNB	White Suede Powder Coat with White Nylon Brush
	29394WSPPK	White Suede Powder Coat with Black PemkoPrene™
	394WSP	White Suede Powder Coat
	950WSP	White Suede Powder Coat
PY900BL	29326DNB	Dark Bronze Anodized with Black Nylon Brush
	29326DWB	White Suede Powder Coat with White Nylon Brush

## PEMKOSFSET5

950 PY900 394 29394 Planet SN




### Standard Kit Sizes

Finish	Product	Color
10BE	29394-10BE-PK	Satin Bronze Powder Coat with Black PemkoPrene™
	394-10BE	Satin Bronze Powder Coat
	950-10BE	Satin Bronze Powder Coat
	PY900BL	Black
C	29394CPK	Clear Anodized with Black PemkoPrene™
	394C	Clear Anodized
	950C	Clear Anodized
BSP	29394BSPPK	Black Suede Powder Coat with Black PemkoPrene™
	394BSP	Black Suede Powder Coat
	950BSP	Black Suede Powder Coat
	PY900BL	Black
D	29394DPK	Dark Bronze Anodized with Black PemkoPrene™
	394D	Dark Bronze Anodized
	950D	Dark Bronze Anodized
	PY900BL	Black
WSP	29394WSPPK	White Suede Powder Coat with Black PemkoPrene™
	394WSP	White Suede Powder Coat
	950WSP	White Suede Powder Coat
	PY900BL	Black
PY900BL	SN-RD-A	Aluminum with Black Silicone



Experience a safer and more open world

800-824-3018 | www.pemko.com  
Check the web site for the up-to-date catalog



# PEMKO ADHESIVE GASKETING

## CONTENTS:

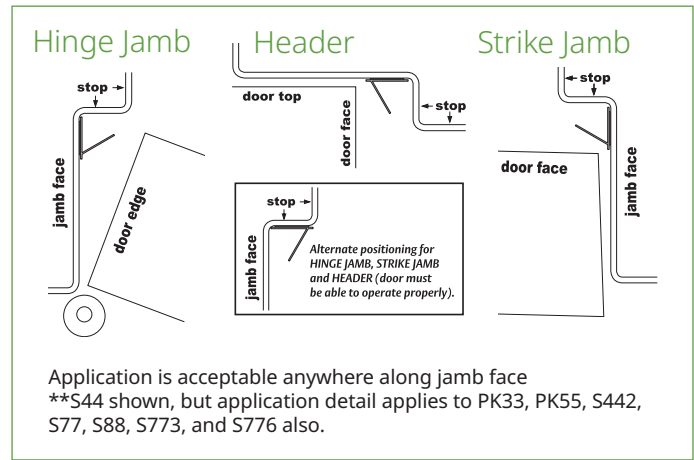
SiliconSeal Adhesive-Backed Fire/Smoke Gasketing .....	186
PemkoPrene® Adhesive-Backed Fire/Smoke Gasketing .....	187
SiliconSeal Adhesive-Backed Meeting Stile Gasketing .....	187
MicroShield® Antimicrobial Gasketing .....	188
Hot Smoke Seal/SiliconSeal Combination Fire/Smoke Sealing .....	188

## INDEX:

<u>PRODUCT</u>	<u>PAGE</u>	<u>PRODUCT</u>	<u>PAGE</u>
AM88 .....	188	S44 .....	186
HSS1000 .....	188	S77 .....	186
HSS2000 .....	188	S88 .....	186
HSS2000xS44 .....	188	S442 .....	186
HSS2000xS88 .....	187	S771 .....	187
HSS7750 .....	188	S771x6 .....	187
HSS7850 .....	188	S772 .....	187
PK33 .....	187	S773 .....	186
PK55 .....	187	S776 .....	186

# SILICONSEAL ADHESIVE-BACKED FIRE/SMOKE GASKETING

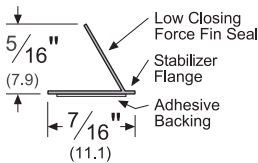
- SiliconSeal is extruded from high-temperature silicone; effective between -58°F and 450°F
- Self-extinguishing and non-toxic; unaffected by sunlight, ozone, and ultraviolet rays
- Impervious to fungus and mildew; will not deteriorate under normal exposure
- Meets FAR 25.853 Airworthiness Standards for Compartment Interiors



## S44\_

AVAILABLE FINISHES: **BL, C, D, GR, W**  
 AVAILABLE LENGTHS: **17', 18', 20', 21', 25', 30', 204', 510'**  
 ANSI: **ROE154, ROE155**

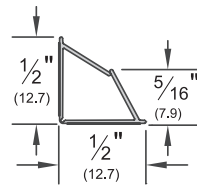
- Designed for tighter frames
- Demonstrates extremely low closing force
- Seal begins compressing at  $5/16"$ ; compresses to seal up to a  $1/16"$  gap



## S442\_

AVAILABLE FINISHES: **BL, D, W**  
 AVAILABLE LENGTHS: **17', 18', 20', 21', 25', 30', 510'**  
 ANSI: **ROE154, ROE155**

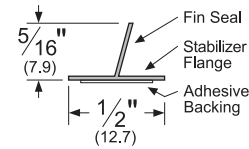
- Fits flush into corner
- Seal begins compressing at  $5/16"$ ; compresses to seal up to a  $1/16"$  gap in either direction



## S77\_

AVAILABLE FINISHES: **BL, C, D, W**  
 AVAILABLE LENGTHS: **17', 18', 20', 21', 25', 30', 204', 500'**  
 ANSI: **ROE154, ROE155**

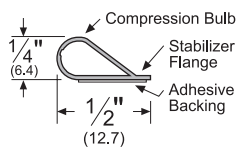
- Designed for hollow metal and wood meeting stile applications
- Seal begins compressing at  $5/16"$ ; compresses to seal up to a  $1/16"$  gap



## S88\_

AVAILABLE FINISHES: **BL, C, D, GR, TAN, W**  
 AVAILABLE LENGTHS: **17', 18', 20', 21', 25', 30', 204', 510'**  
 ANSI: **ROE154, ROE155**

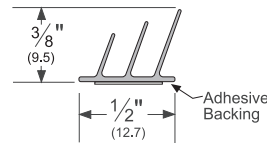
- Seal begins compressing at  $1/4"$ ; compresses to seal up to a  $1/16"$  gap



## S773\_

AVAILABLE FINISHES: **BL, GR, W**  
 AVAILABLE LENGTHS: **17', 18', 20', 21', 25', 30', 250', 510'**  
 ANSI: **ROE154, ROE155**

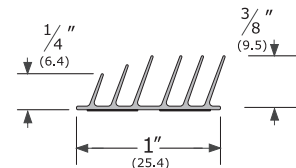
- Triple-fin design effectively blocks light and sound from infiltrating a room
- Seal begins compressing at  $3/8"$ ; compresses to seal up to a  $3/32"$  gap



## S776\_

AVAILABLE FINISHES: **BL**  
 AVAILABLE LENGTHS: **17', 18', 20', 21', 25', 30'**  
 ANSI: **ROE154, ROE155**

- Designed for hollow metal and wood meeting stile applications
- Seal begins compressing at  $3/8"$



**PEMKO**  
**ASSA ABLOY**

Experience a safer  
 and more open world

AVAILABLE FINISHES FOR PRODUCTS SHOWN ON THIS PAGE

**BL** (Black) **C** (Clear) **D** (Dark Brown) **GR** (Light Gray) **TAN** (Tan) **W** (White)

800-824-3018 | [www.pemko.com](http://www.pemko.com)  
 Check the web site for the up-to-date catalog

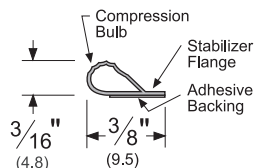
Copyright © 2015-2025, ASSA ABLOY Accessories and Door Controls Group, Inc., an ASSA ABLOY Group company. All rights reserved. Reproduction in whole or in part without the express written permission of ASSA ABLOY Accessories and Door Controls Group, Inc. is prohibited.

# PEMKOPRENE® ADHESIVE-BACKED FIRE/SMOKE GASKETING

## PK33\_

AVAILABLE FINISHES: **BL, D, W**  
 AVAILABLE LENGTHS: **17', 18', 20', 21', 25', 30', 510'**  
 ANSI: **ROG154, ROG155**

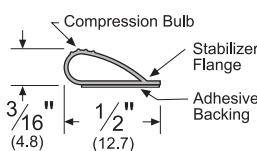
- Designed for tighter frames
- Demonstrates extremely low closing force
- Seal begins compressing at  $\frac{3}{16}$ "; compresses to seal up to a  $\frac{1}{16}$ " gap



## PK55\_

AVAILABLE FINISHES: **BL, D, W**  
 AVAILABLE LENGTHS: **17', 18', 20', 21', 25', 30', 510'**  
 ANSI: **ROG154, ROG155**

- Designed for tighter frames
- Demonstrates extremely low closing force
- Seal begins compressing at  $\frac{3}{16}$ "; compresses to seal up to a  $\frac{1}{16}$ " gap

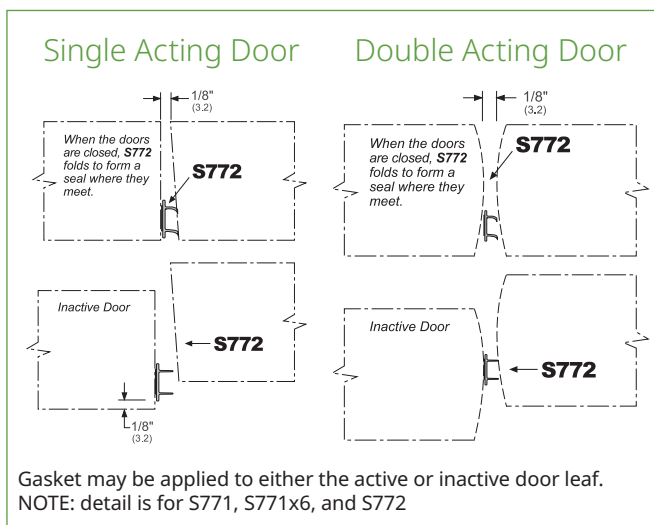
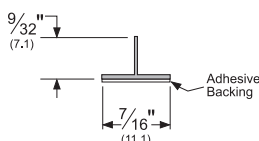


# SILICONSEAL ADHESIVE-BACKED MEETING STILE GASKETING

- Excellent resistance to compression set, particularly at elevated temperatures and for extended periods of time
- Outstanding ozone resistance rating
- Smoke tested in accordance with UL1784; meets the requirements of NFPA 105 "Standard for the Installation of Smoke Door Assemblies and Other Opening Protectives"

## S771\_

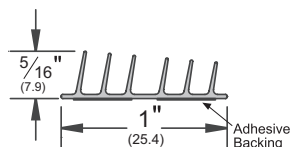
AVAILABLE FINISHES: **BL, C, D, W**  
 AVAILABLE LENGTHS: **7', 8', 9', 10'**  
 ANSI: **ROE154, ROE155, ROE754, ROE755**



## S771x6\_

AVAILABLE FINISHES: **BL**  
 AVAILABLE LENGTHS: **7', 8', 9', 10'**  
 ANSI: **ROE154, ROE155, ROE754, ROE755**

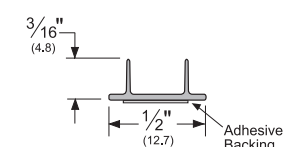
- Designed for hollow metal and wood meeting stile applications
- Seal begins compressing at  $\frac{5}{16}$ "



## S772\_

AVAILABLE FINISHES: **BL, C, D, W**  
 AVAILABLE LENGTHS: **7', 8', 9', 10'**  
 ANSI: **ROE154, ROE155, ROE754, ROE755**

- Designed for hollow metal and wood meeting stile applications
- Seal begins compressing at  $\frac{3}{16}$ "



AVAILABLE FINISHES FOR PRODUCTS SHOWN ON THIS PAGE  
**BL** (Black) **C** (Clear) **D** (Dark Brown) **W** (White)

800-824-3018 | www.pemko.com

Check the web site for the up-to-date catalog

Copyright © 2015-2025, ASSA ABLOY Accessories and Door Controls Group, Inc., an ASSA ABLOY Group company. All rights reserved. Reproduction in whole or in part without the express written permission of ASSA ABLOY Accessories and Door Controls Group, Inc. is prohibited.

**PEMKO**  
**ASSA ABLOY**

Experience a safer  
 and more open world

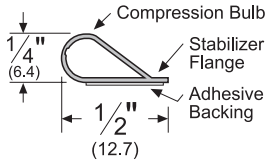
# MICROSHIELD® ANTIMICROBIAL GASKETING

- Extruded from high-temperature silicone with MicroShield®, a silver-based antimicrobial additive
- Effective between -58°F and 450°F

- Adhesive Backed
- Self-extinguishing and non-toxic
- Unaffected by sunlight, ozone and ultraviolet rays
- Exceeds the requirements for Antimicrobial Test JIS-Z-2801

## AM88\_

AVAILABLE FINISHES: **BL, C, D, W**  
 AVAILABLE LENGTHS: **17', 18', 20', 21', 25', 30', 510'**  
 ANSI: **ROE154, ROE155**



MicroShield®  
 As part of their promise to provide innovative solutions to their customers, certain ASSA ABLOY Group brands offer the MicroShield® technology, a silver-based antimicrobial additive designed to inhibit the growth of bacteria.

MicroShield® is a registered trademark of ASSA ABLOY Access and Egress Hardware Group, Inc., an ASSA ABLOY Group company.

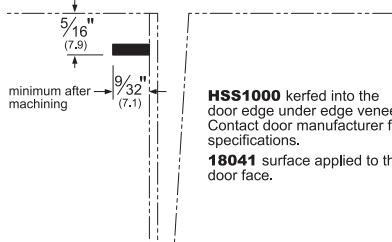
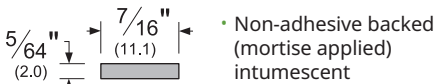
# HOT SMOKE SEAL/SILICONSEAL COMBINATION FIRE/SMOKE SEALING

- Chemically inert, highly stable, expandable graphite strip
- Tested and proven in positive pressure conditions to withstand both hot smoke and hot gasses, resulting in longer integrity of the door assembly
- More economical to use than specially modified doors in "tested assembly only" classifications

- Hot Smoke Seal can be painted to blend in with the finish of a frame
- Will not degrade from carbon dioxide and ozone like many competitive intumescent from other manufacturers
- Unaffected by moisture and will not break down like fiber-based or cellulose-based products

## HSS1000\_

AVAILABLE FINISHES: Graphite (no finish code)  
 AVAILABLE LENGTHS: **7', 8', 10', 18', 21', 24'**  
 ANSI: **ROP124**

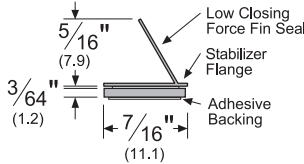


**HSS1000** kerfed into the door edge under edge veneer. Contact door manufacturer for specifications.  
**18041** surface applied to the door face.

## HSS2000xS44\_

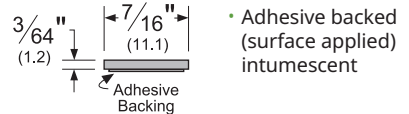
AVAILABLE FINISHES: **BL, C, D, GR, W**  
 AVAILABLE LENGTHS: **18', 20', 21', 24'**  
 20' lengths can be supplied in 4-0 x 8-0 or 6-0 x 7-0. Specify when ordering  
 ANSI: **ROU154, ROU155**

- Compresses to seal a gap up to 1/8"



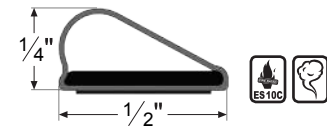
## HSS2000\_

AVAILABLE FINISHES: Graphite (no finish code)  
 AVAILABLE LENGTHS: **7', 8', 10', 18', 21', 24'**  
 ANSI: **ROP154**



## HSS7750\_

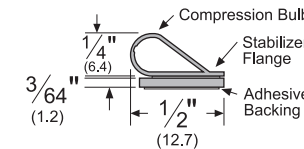
AVAILABLE FINISHES: **BL**  
 AVAILABLE LENGTHS: **36", 48", 84", 96"**



## HSS2000xS88\_

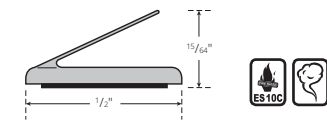
AVAILABLE FINISHES: **BL, C, D, GR, W**  
 AVAILABLE LENGTHS: **18', 20', 21', 24'**  
 20' lengths can be supplied in 4-0 x 8-0 or 6-0 x 7-0. Specify when ordering  
 ANSI: **ROU154, ROU155**

- Compresses to seal a gap up to 1/8"



## HSS7850\_

AVAILABLE FINISHES: **BL**  
 AVAILABLE LENGTHS: **36", 48", 84", 96"**



### NOTES FOR ALL ADHESIVE GASKETING:

Storage and shelf life: All adhesive gaskets have a limited shelf life. This product must be installed within 6 months of purchase and must be stored between 50°F and 100°F. Before installing: Thoroughly clean the frame to remove grease, dust or cleanser build-up (cleansing towelettes are included with product). Painted frame surface must be completely dry. Some hospital environments have wax or anti-bacterial cleanser build-up. As an alternative or substitute cleanser, use isopropyl (rubbing) alcohol. Note: Mineral spirits or other petroleum based cleaning products should NOT be used.



Experience a safer and more open world

AVAILABLE FINISHES FOR PRODUCTS SHOWN ON THIS PAGE  
**BL**(Black) **C**(Clear) **D**(Dark Brown) **GR**(Light Gray) **W**(White)

800-824-3018 | www.pemko.com  
 Check the web site for the up-to-date catalog


# PEMKO HOSPITALITY PRODUCTS

## CONTENTS:

Privacy Door Latch, Bracket and Decals.....	190
SiliconSeal Adhesive Gasketing.....	191
Automatic Door Bottoms: Acoustic.....	192
Door Shoes.....	192
Acoustic Adhesive Corner Pads.....	192
Automatic Door Bottoms.....	193
Eco-V™ Thresholds.....	194
Adjustable-Width Eco-V™ Threshold.....	195
Stainless Steel Sliding Track Hardware System.....	196
Cascading Door with Sample Configurations.....	197
SHS80 System.....	198
Bypass Track Series.....	199

## INDEX:

PRODUCT	PAGE	PRODUCT	PAGE
411.....	193	H222R1.....	197
601H.....	197	HBP200A.....	199
1076.....	197	PDLAA.....	190
2113.....	192	PDLBRKT.....	190
2173.....	192	PDL-D1.....	190
2343.....	192	PDL-D2.....	190
2802.....	197	S44.....	191
2812.....	197	S88.....	191
3692.....	192	S442.....	191
4131.....	193	S771.....	191
ACP112.....	192	S771x6.....	191
ADJ232V8.....	195	S772.....	191
ADJ232V14.....	195	S773.....	191
ADJ232x2325V8.....	195	S776.....	191
EV232.....	194	SHS80.....	198
EV2320.....	194	STC411.....	192
EV2322.....	194	STC4131.....	192
EV2325.....	194	W60.....	196
EV2326.....	194		



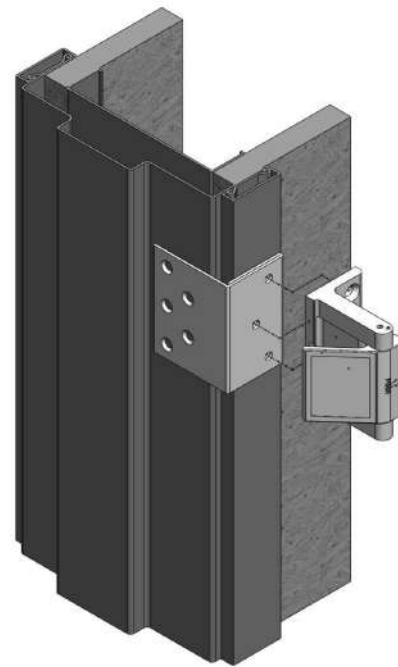
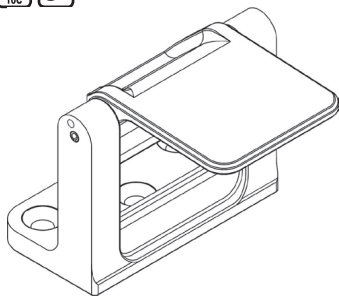
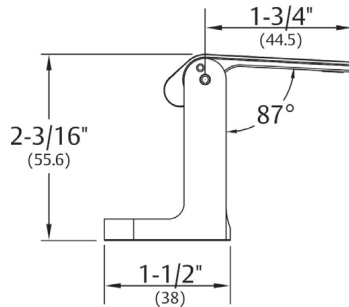
## PRIVACY DOOR LATCH

- Easy to install, simple to operate
- ADA Compliant
- Enhances room privacy
- UL Classified as a fire door accessory

PDLAA\_

**AVAILABLE COLORS:**

- PDLAA26 Polished Chrome
- PDLAA26D/15 Polished Chrome/Satin Nickel
- PDLAA3 Polished Brass
- PDLAA4 Brushed Brass
- PDLAABSP Black Suede
- PDLAA10BE Dark Oxidized
- Satin Bronze, Equivalent

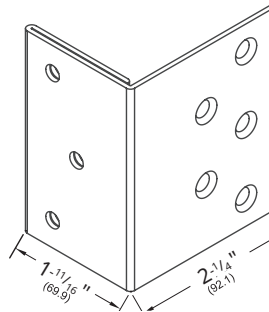


## PRIVACY DOOR LATCH BRACKET

- Designed for Timely or Redi-Frame frames with snap on trim
- Bracket allows PDL to be installed in the correct position for proper operation
- Custom powder coat options available.

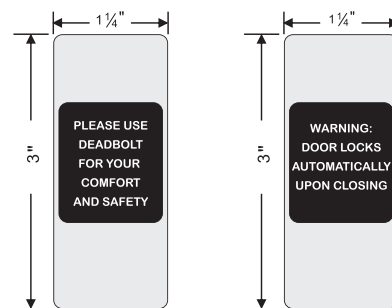
PDLBRKT\_

- AVAILABLE COLORS:**
- Paintable Galvannealed (blank)
  - Black Suede (BSP)
  - Satin Bronze (10BE)
  - White Suede (WSP)



## PRIVACY DOOR LATCH DECALS

- Used to cover holes left on door and frame from old style door latch. Per NFPA80 holes must first be filled with like material in order to maintain the fire opening rating
- Made from stable, mar-resistant plastic
- Sub-surface screen printing so verbiage will not be affected by gentle cleaning/dusting



PDL-D1

PDL-D2



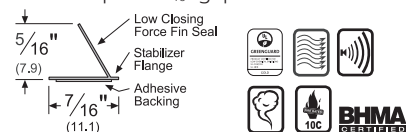
Experience a safer and more open world

# SILICONSEAL ADHESIVE GASKETING

## S44\_

AVAILABLE FINISHES: **BL, C, D, GR, W**  
 AVAILABLE LENGTHS: **17', 18', 20', 21', 25', 30', 204', 510'**  
 ANSI: **ROE154, ROE155**

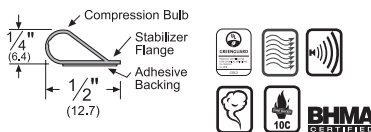
- Designed for tighter frames
- Demonstrates extremely low closing force
- Seal begins compressing at  $\frac{5}{16}$ "; compresses to seal up to a  $\frac{1}{16}$ " gap



## S88\_

AVAILABLE FINISHES: **BL, C, D, GR, TAN, W**  
 AVAILABLE LENGTHS: **17', 18', 20', 21', 25', 30', 204', 510'**  
 ANSI: **ROE154, ROE155**

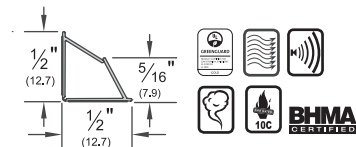
- Seal begins compressing at  $\frac{1}{4}$ "; compresses to seal up to a  $\frac{1}{16}$ " gap



## S442\_

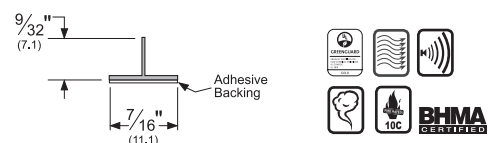
AVAILABLE FINISHES: **BL, D, W**  
 AVAILABLE LENGTHS: **17', 18', 20', 21', 25', 30', 510'**  
 ANSI: **ROE154, ROE155**

- Seal fits flush into corner
- Seal begins compressing at  $\frac{5}{16}$ "; compresses to seal up to a  $\frac{1}{16}$ " gap in either direction



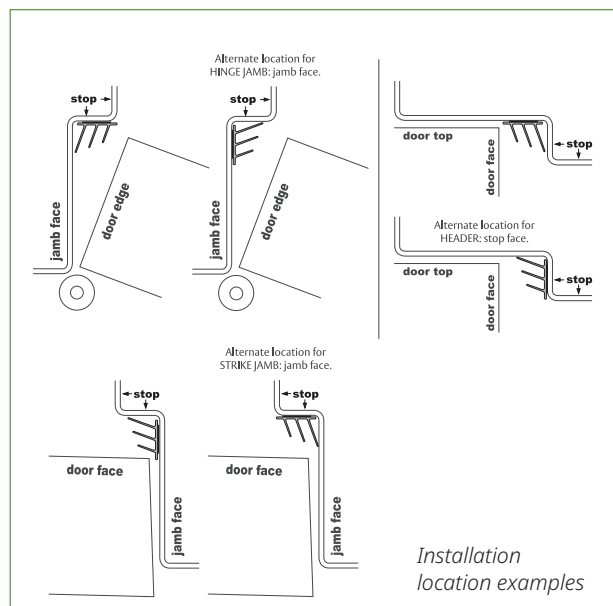
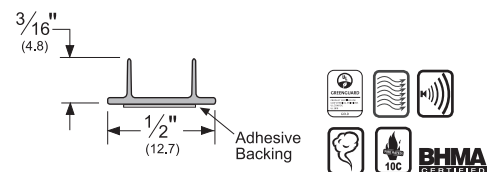
## S771\_

AVAILABLE FINISHES: **BL, C, D, W**  
 AVAILABLE LENGTHS: **7', 8', 9', 10'**  
 ANSI: **ROE154, ROE155, ROE754, ROE755**



## S772\_

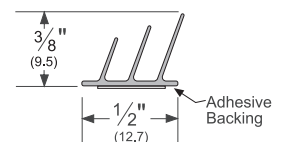
AVAILABLE FINISHES: **BL, C, D, W**  
 AVAILABLE LENGTHS: **7', 8', 9', 10'**  
 ANSI: **ROE154, ROE155, ROE754, ROE755**



## S773\_

AVAILABLE FINISHES: **BL, GR, W**  
 AVAILABLE LENGTHS: **17', 18', 20', 21', 25', 30', 250', 510'**  
 ANSI: **ROE154, ROE155**

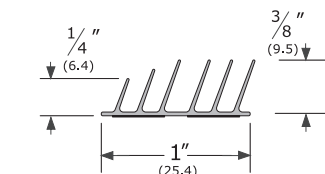
- Triple-fin design effectively blocks light and sound from infiltrating a room
- Seal begins compressing at  $\frac{3}{8}$ "; compresses to seal up to a  $\frac{3}{32}$ " gap



## S776\_

AVAILABLE FINISHES: **BL**  
 AVAILABLE LENGTHS: **17', 18', 20', 21', 25', 30'**  
 ANSI: **ROE154, ROE155**

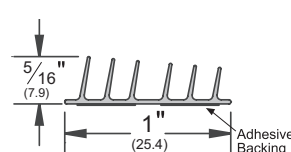
- Designed for hollow metal and wood meeting stile applications
- Seal begins compressing at  $\frac{3}{8}$ "



## S771x6\_

AVAILABLE FINISHES: **BL**  
 AVAILABLE LENGTHS: **7', 8', 9', 10'**  
 ANSI: **ROE154, ROE155, ROE754, ROE755**

- Designed for hollow metal and wood meeting stile applications
- Seal begins compressing at  $\frac{5}{16}$ "



AVAILABLE FINISHES FOR PRODUCTS SHOWN ON THIS PAGE  
**BL** (Black) **C** (Clear) **D** (Dark Brown) **GR** (Light Gray) **TAN** (Tan) **W** (White)

800-824-3018 | www.pemko.com

Check the web site for the up-to-date catalog

Copyright © 2015-2025, ASSA ABLOY Accessories and Door Controls Group, Inc., an ASSA ABLOY Group company. All rights reserved. Reproduction in whole or in part without the express written permission of ASSA ABLOY Accessories and Door Controls Group, Inc. is prohibited.

**PEMKO**  
**ASSA ABLOY**

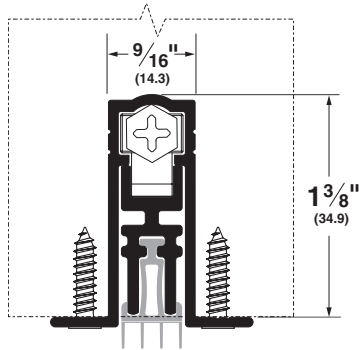
Experience a safer  
 and more open world

## AUTOMATIC DOOR BOTTOMS - ACOUSTIC

- Recommended gap under door is  $\frac{3}{8}$ " for optimal acoustic performance; max drop is  $\frac{3}{4}$ "
- Internal mechanism allows bar to accommodate slight imperfections in floor materials
- STC411 end plate kit is K435; for doors narrower than 1- $\frac{3}{4}$ ", specify end plate kit K411
- STC4131 end plate kit is K4133C for Clear Anodized and K4133D for Dark Bronze Anodized
- Non-handed

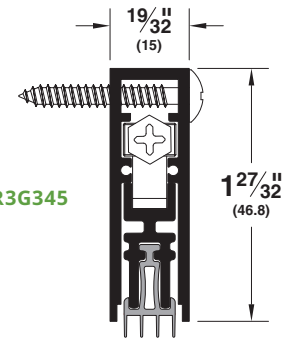
### STC411\_PK

AVAILABLE FINISHES: **A**  
REPLACEMENT INSERT:  
**PK4111 (BL)**  
ANSI: **R3G324, R3G325**



### STC4131\_PK

AVAILABLE FINISHES: **10BE, BSP, C, D, WSP**  
REPLACEMENT INSERT: **PK4111 (BL)**  
ANSI: **R3G334, R3G335, R3G344, R3G345**



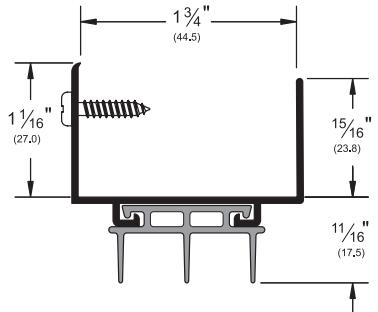
## Door Shoes

### 2173\_V

AVAILABLE FINISHES:  
**A, BSP, D, G, WSP**  
AVAILABLE LENGTHS:  
**36", 48"**  
REPLACEMENT INSERT:  
**EV94 (BL)**  
ANSI:  
**R3D414, R3D415**

Also available with  
unnotched insert:

2173\_V36UN  
2173\_V48UN

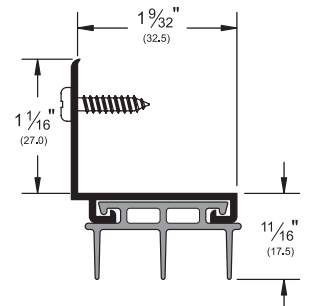


### 2113\_V

AVAILABLE FINISHES:  
**A, BSP, D, G, WSP**  
AVAILABLE LENGTHS:  
**36", 48"**  
REPLACEMENT INSERT:  
**EV94 (BL)**  
ANSI:  
**R3D414, R3D415**

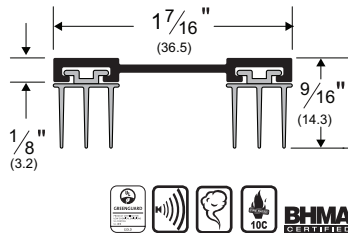
Also available with  
unnotched insert:

2113\_V36UN  
2113\_V48UN



### 3692\_PK773

AVAILABLE FINISH:  
**A**  
AVAILABLE LENGTHS:  
**36", 48"**  
REPLACEMENT INSERT:  
**PK773 (BL, GR)**  
ANSI:  
**R3G414, R3G415**

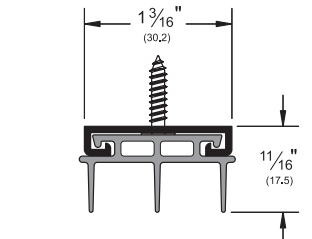


### 2343\_V

AVAILABLE FINISHES:  
**A, BSP, D, G**  
AVAILABLE LENGTHS:  
**36", 48"**  
REPLACEMENT INSERT: **EV94 (BL)**  
ANSI: **R3D414, R3D415**

Also available with  
unnotched insert:

2343\_V36UN  
2343\_V48UN

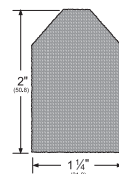


## ACOUSTIC ADHESIVE CORNER PADS

- Corner pad with black or white polypropylene pile, with pressure-sensitive adhesive
- Apply to corner of jamb on hinge side to seal against air and light infiltration

### ACP112\_

AVAILABLE COLORS: **BL, W**



AVAILABLE FINISHES FOR PRODUCTS SHOWN ON THIS PAGE

**10BE** (Satin Bronze Powder Coated Aluminum) **A** (Mill Finish Aluminum)  
**BSP** (Black Suede Powder Coated Aluminum) **D** (Dark Bronze Anodized) **G** (Gold Anodized)  
**WSP** (White Suede Powder Coated Aluminum) Corner Pad: **BL** (Black) **W** (White)

**PEMKO**  
**ASSA ABLOY**

Experience a safer  
and more open world

800-824-3018 | [www.pemko.com](http://www.pemko.com)  
Check the web site for the up-to-date catalog

Copyright © 2015-2025, ASSA ABLOY Accessories and Door Controls Group, Inc., an ASSA ABLOY Group company. All rights reserved.  
Reproduction in whole or in part without the express written permission of ASSA ABLOY Accessories and Door Controls Group, Inc. is prohibited.

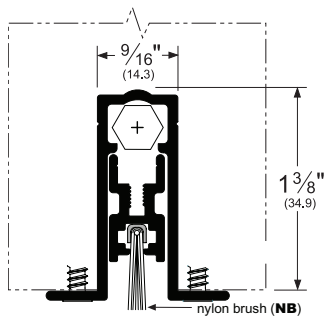
# AUTOMATIC DOOR BOTTOMS

- All Pemko Automatic Door Bottoms, 24" and up, can be manufactured for field alteration.
- Please specify when ordering: Allow 2" for field trimming

## 411\_NBL

AVAILABLE FINISH:

**A**  
 REPLACEMENT INSERT:  
**P14075 (BL, GR)**  
 ANSI:  
**R3A324, R3A325**



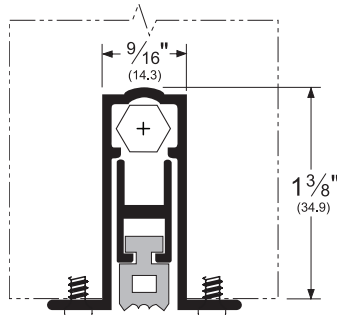
nylon brush (NB)



## 411\_RL

AVAILABLE FINISH:

**A**  
 REPLACEMENT INSERT:  
**E7 (BL)**  
 ANSI:  
**R3G324, R3G325**



sponge EPDM (R)



### Alternate Insert For 411


#### 411\_PKL

AVAILABLE FINISH:  
**A**  
 REPLACEMENT INSERT:  
**PK4132 (BL)**  
 ANSI: **R3G324, R3G325**



#### 411\_SL

AVAILABLE FINISH:  
**A**  
 REPLACEMENT INSERT:  
**SR6 (BL)**  
 ANSI:  
**R3E324, R3E325**



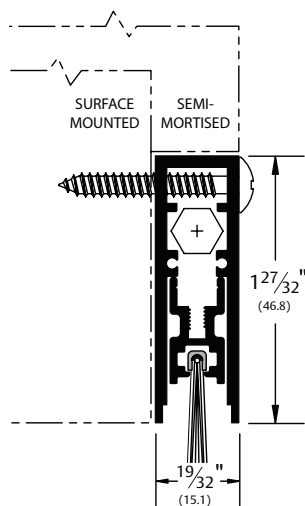
All above products



## 4131\_NBL

AVAILABLE FINISHES:

**BSP, C, D, SN**  
 REPLACEMENT INSERT:  
**P14075 (BL, GR)**  
 ANSI:  
**R3A334, R3A335, R3A344, R3A345**



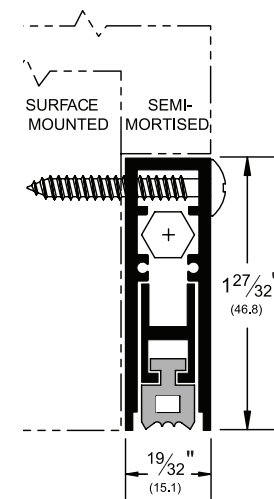
nylon brush (NB)



## 4131\_RL

AVAILABLE FINISHES:

**BSP, C, D, SN**  
 REPLACEMENT INSERT:  
**E7 (BL)**  
 ANSI:  
**R3G334, R3G335, R3G344, R3G345**




sponge EPDM (R)



### Alternate Inserts For 4131

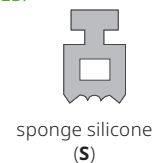
#### 4131\_PKL

AVAILABLE FINISHES:  
**BSP, C, D, SN**  
 REPLACEMENT  
 INSERT: **PK4132 (BL)**  
 ANSI: **R3G334,  
 R3G335, R3G344,  
 R3G345**



#### 4131\_SL

AVAILABLE FINISHES:  
**BSP, C, D, SN**  
 REPLACEMENT  
 INSERT: **SR6 (BL)**  
 ANSI: **R3E334,  
 R3E335, R3E344,  
 R3E345**



All above products



AVAILABLE FINISHES FOR PRODUCTS SHOWN ON THIS PAGE

**10BE** (Satin Bronze Powder Coated Aluminum) **A** (Mill Finish Aluminum)  
**BSP** (Black Suede Powder Coated Aluminum) **C** (Clear Anodized) **D** (Dark Bronze Anodized)  
**WSP** (White Suede Powder Coated Aluminum) **SN** (Satin Nickel Anodized)

800-824-3018 | www.pemko.com

Check the web site for the up-to-date catalog

Copyright © 2015-2025, ASSA ABLOY Accessories and Door Controls Group, Inc., an ASSA ABLOY Group company. All rights reserved. Reproduction in whole or in part without the express written permission of ASSA ABLOY Accessories and Door Controls Group, Inc. is prohibited.

**PEMKO**  
**ASSA ABLOY**

Experience a safer  
 and more open world

# ECO-V™ THRESHOLDS

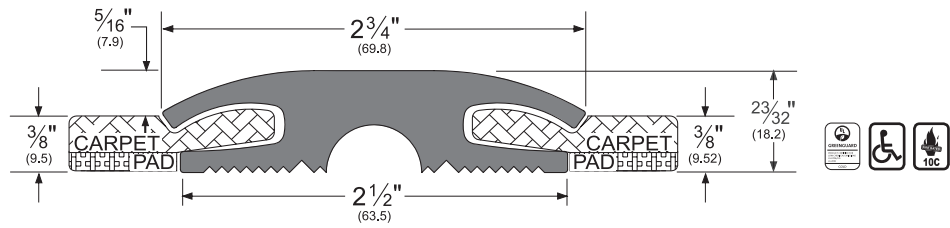
- Eco-V™ thresholds create an ideal transition where two different pieces of carpet meet, or carpet meets another surface under a door
- Ideal for use in any high-traffic commercial installation, such as hotels and offices
- Eco-V™ thresholds are manufactured from slightly softer material than competitive products. This aids in the cutting and fitting of the threshold and facilitates easier insertion of the carpet into the holding cavities on the carpet side(s) of

the threshold

- Eco-V™ thresholds are designed to work in conjunction with Pemko's **2173\_V**, **2113\_V** and **2343\_V** door shoes
- **EV232**, **EV2325**, and **ADJ232V** thresholds meet the criteria outlined in **ADAAG-2010 (Amended)**; **ICC/ANSI A117.1** and **California Building Code, Title 24** for Barrier-Free Entry - 1/2" max rise above finished floor

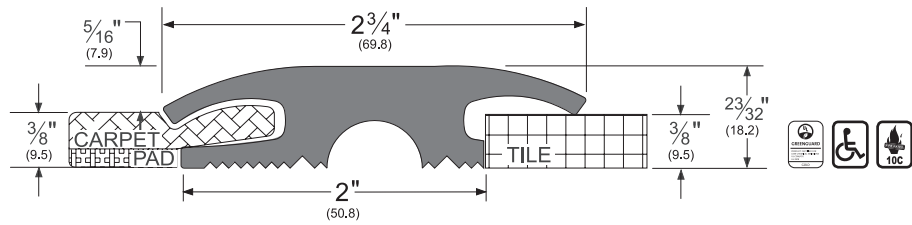
## EV232\_

AVAILABLE COLORS: **BL, D**  
 AVAILABLE LENGTHS: **36", 48", 73"**  
 Serves as a transition where two pieces of carpet meet beneath an interior door



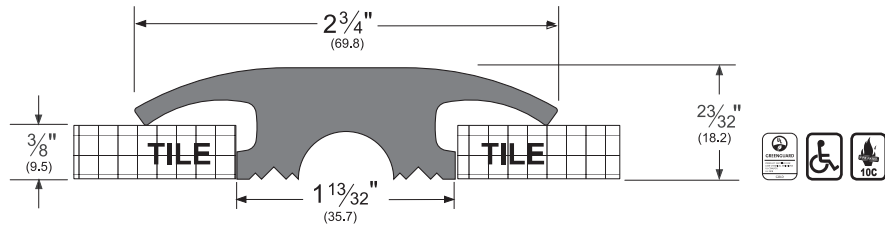
## EV2325\_

AVAILABLE COLORS: **BL, D**  
 AVAILABLE LENGTHS: **36", 48", 73"**  
 Serves as a transition where one piece of carpet meets tile beneath an interior door



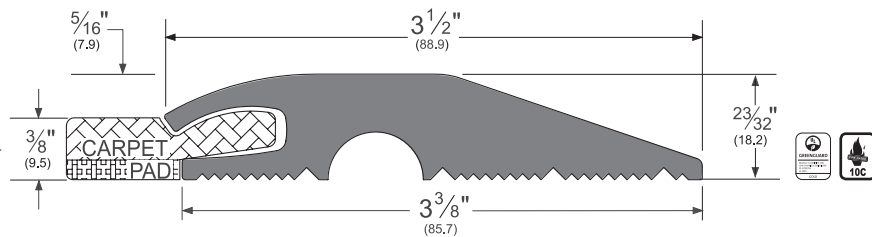
## EV2326\_

AVAILABLE COLORS: **BL, D**  
 AVAILABLE LENGTHS: **36", 48", 73"**  
 Serves as a transition where two pieces of tile meet beneath an interior door



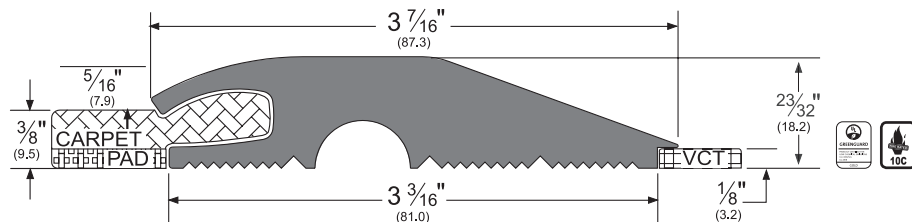
## EV2320\_

AVAILABLE COLOR: **BL**  
 AVAILABLE LENGTHS: **36", 48", 73"**  
 Serves as a transition where carpet meets concrete beneath an interior or exterior door



## EV2322\_

AVAILABLE COLOR: **BL**  
 AVAILABLE LENGTHS: **36", 48", 73"**  
 Serves as a transition where carpet meets 1/8\" tile beneath an interior door



NOTE: Products shown in this section may not be drawn to scale.

AVAILABLE FINISHES FOR PRODUCTS SHOWN ON THIS PAGE  
**BL** (Black) **D** (Dark Brown)



Experience a safer and more open world

800-824-3018 | www.pemko.com  
 Check the web site for the up-to-date catalog

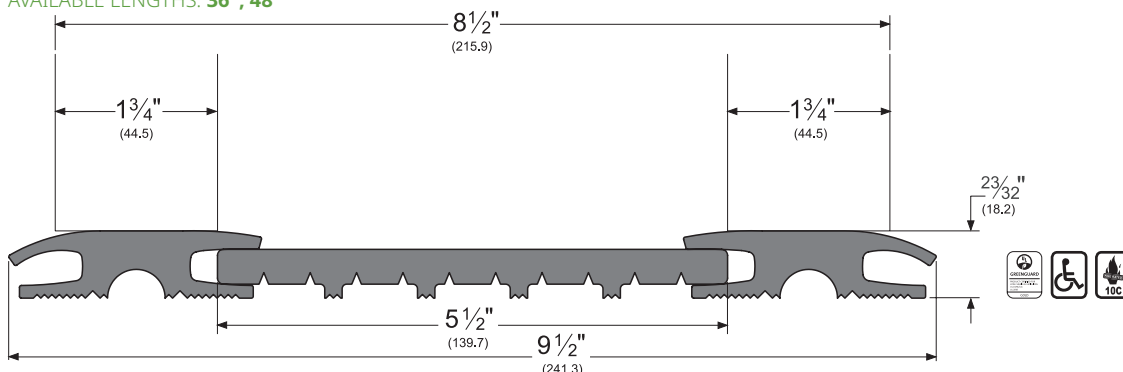
Copyright © 2015-2025, ASSA ABLOY Accessories and Door Controls Group, Inc., an ASSA ABLOY Group company. All rights reserved. Reproduction in whole or in part without the express written permission of ASSA ABLOY Accessories and Door Controls Group, Inc. is prohibited.

## ADJUSTABLE-WIDTH ECO-V™ THRESHOLD

- The adjustable-width threshold is designed for installations where the widths of the transition beneath a door may need to change, without completely disassembling and reinstalling the threshold
- The adjustable-width threshold consists of two Eco-V™ end pieces and one Eco-V™ adjustable center section
- Center section (**EV2321** below) can easily be cut to size with a standard razor knife

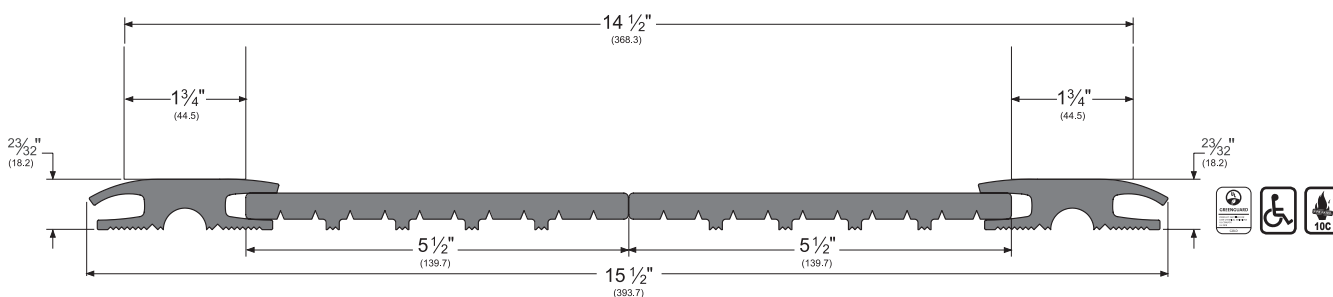
### ADJ232V8\_

AVAILABLE COLOR: **BL, D**  
 AVAILABLE LENGTHS: **36", 48"**



### ADJ232V14\_

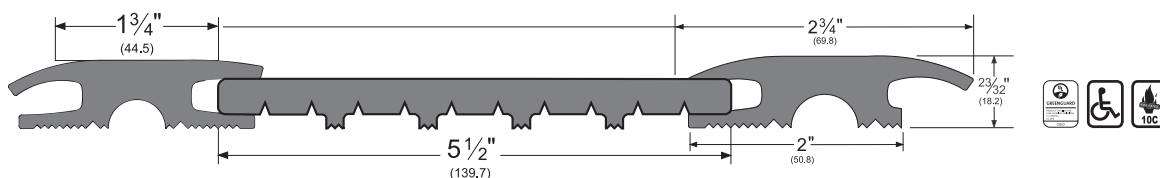
AVAILABLE COLOR: **BL, D**  
 AVAILABLE LENGTHS: **36", 48"**



### ADJ232x2325V8\_

AVAILABLE COLOR: **BL, D**  
 AVAILABLE LENGTHS: **36", 48"**

For carpet to tile applications; other combinations available



NOTE: Products shown in this section may not be drawn to scale.

AVAILABLE FINISHES FOR PRODUCTS SHOWN ON THIS PAGE  
**BL** (Black) **D** (Dark Brown)

800-824-3018 | www.pemko.com

Check the web site for the up-to-date catalog

Copyright © 2015-2025, ASSA ABLOY Accessories and Door Controls Group, Inc., an ASSA ABLOY Group company. All rights reserved.  
 Reproduction in whole or in part without the express written permission of ASSA ABLOY Accessories and Door Controls Group, Inc. is prohibited.

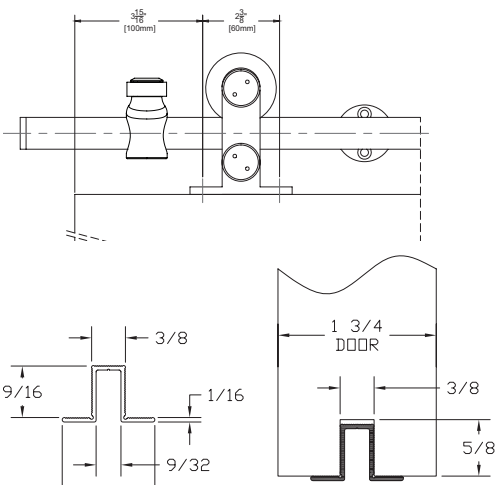
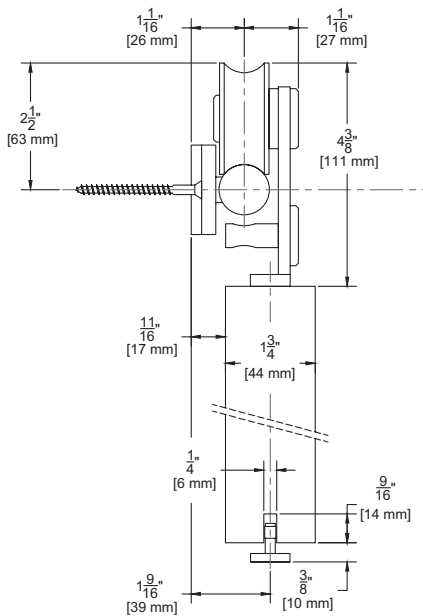
**PEMKO**  
**ASSA ABLOY**

Experience a safer  
 and more open world

# STAINLESS STEEL SLIDING TRACK HARDWARE SYSTEM

## W60 SERIES FOR WOOD DOORS

For Sliding Panels up to 176 lbs.



NOTE: Alternate route dimension when using optional EPD3BL



Experience a safer and more open world

### Configurations:

- Single
- Bi-parting

### Installations:

- Side Wall Mount (only)

### Features:

- Made of 304 stainless steel
- Nylon coated stainless steel wheel for smooth operation
- 176 lb. panel capacity
- 5 year warranty
- Meets ADA push force requirements

### Finishes:

- Brushed Stainless Steel (W60)
- Black Powder Coated Stainless Steel (W60D)
- Polished Stainless Steel (W60P)

### W60 Kits Include:

- 1 ea **BAR/** Stainless Steel Track
- **BRACKET2** Stainless Steel Wall Brackets
- 2 ea **62** Stainless Steel Hangers
- 1 ea **102SS-KIT** Stainless Steel Guide
- 2 ea **STOP3** Stainless Steel Stops Mounting Hardware

NOTE: If ordering individual parts in the optional Black Powder Coat, Polished finishes be sure to include a prefix "D" for Black Powder Coat, or "P" for Polished Stainless

Standard Kit Sizes			
PART NUMBER	MATERIAL	TRACK LENGTH	DOOR WIDTH
W60/6	304 Stainless Steel	78 <sup>3</sup> / <sub>4</sub> "	36"
W60/8	304 Stainless Steel	98 <sup>7</sup> / <sub>16</sub> "	48"
W60D/6	Black Powder Coated Stainless Steel	78 <sup>3</sup> / <sub>4</sub> "	36"
W60D/8	Black Powder Coated Stainless Steel	98 <sup>7</sup> / <sub>16</sub> "	48"
W60P/6	304 Polished Stainless Steel	78 <sup>3</sup> / <sub>4</sub> "	36"
W60P/8	304 Polished Stainless Steel	98 <sup>7</sup> / <sub>16</sub> "	48"

Custom lengths are available. Please contact the factory to order.

### Options:

- Hardware Pack (One Door) **W60\_H/PACK**
- Mortise Guides **102N**
- Polypropylene Guide Rail **EPD3BL** For Use With 102N
- 5/8" Spacer **BLD-SPACER-58** Pack of 5 5/8" Spacer Recommended for use with 5/8" Gypsum Board When Mounting Track Directly to Gypsum Board

800-824-3018 | www.pemko.com

Check the web site for the up-to-date catalog

Copyright © 2015-2025, ASSA ABLOY Accessories and Door Controls Group, Inc., an ASSA ABLOY Group company. All rights reserved. Reproduction in whole or in part without the express written permission of ASSA ABLOY Accessories and Door Controls Group, Inc. is prohibited.

# CASCADING SLIDING DOOR SYSTEM

For Sliding Panels up to 200 lbs. each.



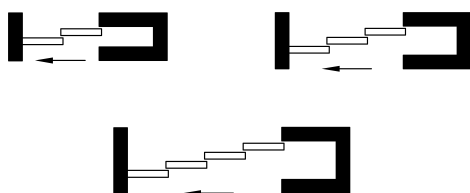
Note: All doors must be of equal width. Minimum overlap between doors is 2".

## Cased Opening

NOTE: Aluminum "T" Guide **102PB** Shown Under Options Must be Ordered Separately for Fixed Panel in Cased Opening Application



## Pocket



## Side Wall Mount

NOTE: Side Wall track Brackets Shown Under Options Must be Ordered Separately for Side Wall Mount Openings



## Configurations:

- Bi-part Telescoping
- Single Direction Telescoping

## Features:

- Opening and closing of lead door results in the trailing doors to follow because of interlocking hardware at door top edges
- Easy to install with self aligning components on 1 3/4" and 1 3/8" thick doors
- Telescoping panels glide along the track
- Solid steel catches with rubber bumpers ensure durable yet quiet operation
- 200 lb. per door weight capacity
- 5 year warranty

## Cascading Kit Includes:

- CAS-05** Catches - Mechanical Catch system - 2 Per Door
- 601H** - Track Stops - 2 Per Door
- H222R1** - Hangers - 2 Per Door
- DBG-02R1** - Door Bottom Guides - 1 Per Door
- TELS-23** - End Plates - 2 Per Door
- 2802C** - Single Extrusion - Dual Track
- 280C** - Single Extrusion - Single Track
- C1076-TC** - Track Connector for CAS200A-4/\_ Kits
- EPD3-BL** - Polypropylene Guide Rails - 1 Per Door
- WRENCH14** - 1 Hanger Wrench Hardware Fasteners

Cascading System Kits			
PART NUMBER	TRACK LENGTH	# OF DOORS	INSTALLATION
CAS200A-2/6	6'	2	Pocket Side Wall
CAS200A-2/8	8'	2	
CAS200A-2/10	10'	2	
CAS200A-2/12	12'	2	Pocket Cased Opening Side Wall
CAS200A-3/8	8'	3	
CAS200A-3/10	10'	3	
CAS200A-3/12	12'	3	
CAS200A-3/16	16'	3	Pocket Cased Opening
CAS200A-4/8	8'	4	
CAS200A-4/10	10'	4	
CAS200A-4/12	12'	4	
CAS200A-4/16	16'	4	

For special number of doors and for dark bronze track, please contact Technical Support for more information

## Options:

Lock Kit	<b>SIM150-LOCKKIT</b> includes lock with edge pull and cup pull
Bolt Kit	<b>SIM150-BOLTKIT</b> includes surface bolt, dust-proof strike, cup pull, and edge pull
Fascia	<b>F134C</b> Snap-on Fascia
Splice Kit	<b>C1076-2SPLKIT</b> for use with Bi-Parting systems and 2802C Track <b>C1076-3SPLKIT</b> for use with Bi-Parting systems and 2803C Track
Back Stop	<b>TELS-25</b> for use with pocket systems when no access to in track stops in pocket
Aluminium "T" Guide	<b>102PB</b> for use with fixed panel in cased opening applications
Side Wall Track Bracket	<b>2812KIT</b> for use with 2802C Track (1 for every 12" of track) <b>2813KIT</b> for use with 2803C Track (1 for every 12" of track)
Side Wall Joining Bracket	<b>2813-5KIT</b> for use with Side Wall Bi-Parting systems and <b>2803C</b> Track

**PEMKO**  
**ASSA ABLOY**

Experience a safer and more open world

800-824-3018 | www.pemko.com

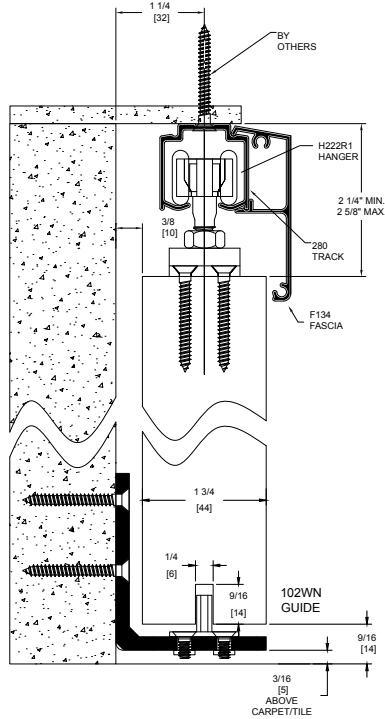
Check the web site for the up-to-date catalog

Copyright © 2015-2025, ASSA ABLOY Accessories and Door Controls Group, Inc., an ASSA ABLOY Group company. All rights reserved. Reproduction in whole or in part without the express written permission of ASSA ABLOY Accessories and Door Controls Group, Inc. is prohibited.

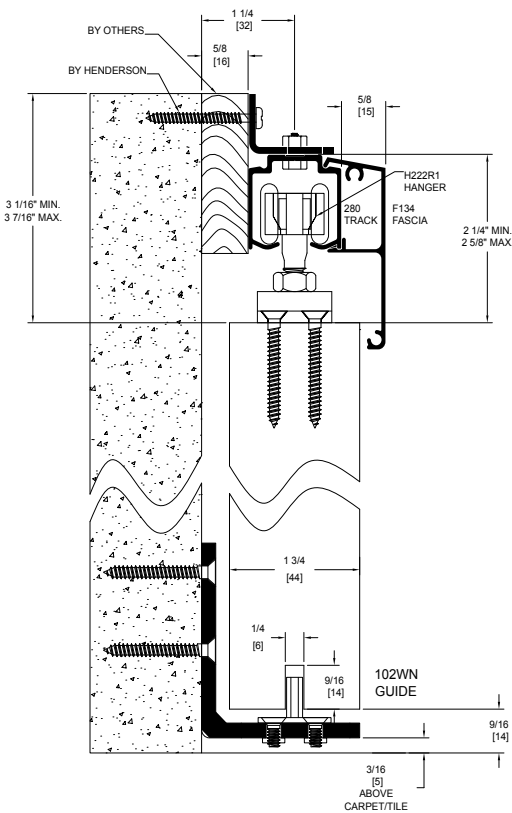
# SHS80 SERIES

For Sliding Panels up to 200 lbs.

## Overhead Mount



## Side Wall Mount



### Configurations:

- Single
- Bi-parting

### Installations:

- Overhead Mount
- Side Wall Mount

### Features:

- Hanger body is made of nickel plated zinc alloy for durability and long life
- Steel ball bearing wheels coated in nylon for smooth operation
- 200 lb. panel capacity
- Optional Soft Close
- 5 year warranty
- Meets ADA push force requirements

### SHS80 Kits Include:

- 1 ea **280C** Clear Anodized Aluminum Track
- 2 ea **H222R1** - Nickel Plated Zinc Alloy Body
- 2 ea **601H** Nylon In-Track Clip Stop
- 1 ea **102WN** White Nylon Mortise Guide on Zinc Plated Steel "L" Metal

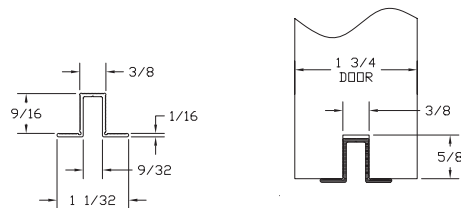
### Standard Kit Sizes

PART NUMBER	MATERIAL	TRACK LENGTH	DOOR WIDTH
SHS80/6	Aluminum	72"	36"
SHS80/8	Aluminum	96"	48"

### Options:

- Fascia **F134C** clear anodized aluminum fascia
- F134D** dark bronze anodized fascia
- Side Wall Track Brackets **PC2815** available as 5 pack only, PC2815 pack of 5 281 zinc plated side wall bracket. NOTE: Need one at each end and no more than 2 feet in-between. Fasteners included.
- Track **280D** dark bronze anodized track
- End Plate Kit **K134EP** (use with F134C and 280C only)
- Bottom Channel **94A**
- Roller Guide **106R/94**
- Threshold **971A**
- Side Wall Mount **SHS80/PACK**
- Extra Hardware Pack **102N**
- Mortise Floor Guide **EPD3BL** for use with 102N or 102WN
- Polypropylene Guide Rail **EPD3BL** for use with 102N or 102WN
- Soft Close available. See page 256-258 for more information.

### Alternate Route for EPD3BL

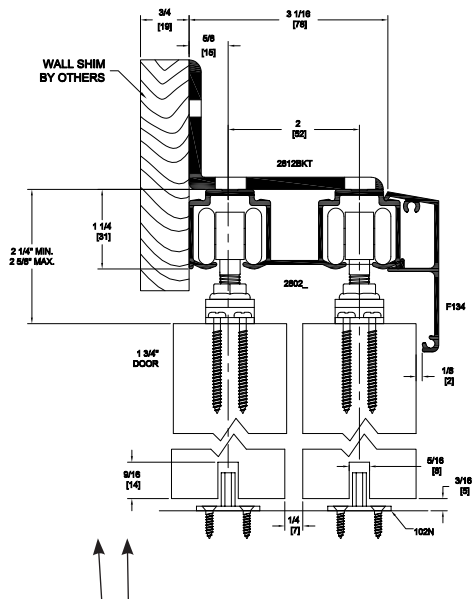


Experience a safer and more open world

# BYPASS TRACK SERIES

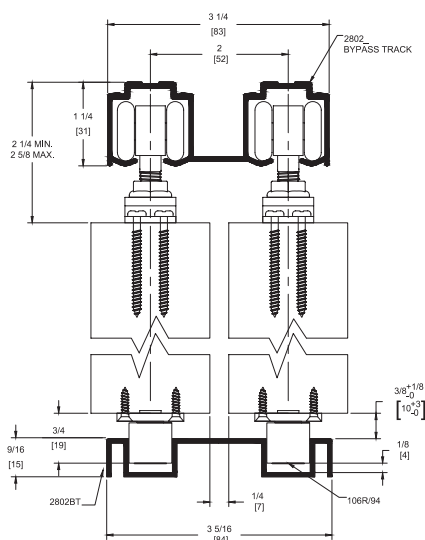
For Bypass Panels up to 200 lbs.

## 1 3/4" Thick Doors Side Wall Mount



NOTE: Route door 9/16" deep by 1/4" wide to receive 102N Guide.

## 1 3/4" Thick Doors Overhead Mount



\* Side Wall mounting: use one (1) 2812KIT at each end of track and 24" on center

### Configurations:

- For Bypass Doors

### Features:

- Fits 1 3/8" and 1 3/4" doors
- Hanger body is made of nickel plated zinc alloy for durability and long life
- Steel ball bearing wheels coated in nylon for smooth operation
- 200 lb. panel capacity
- Load capacity 200 lbs. per door panel (2 hangers)
- Extruded aluminum track
- Optional Soft Close
- 5 year warranty
- Meets ADA push force requirements

### HBP200A Kits Include:

- 1 ea **2802C** Clear Anodized Aluminum Track
- 4 ea **H222R1** Hangers
- 2 ea **102N** White Nylon Mortise Guide
- 4 ea **TELS-14KIT** In Track Stops
- 1 ea Adjusting Wrench and Mounting Hardware

Standard Kit Sizes		
PART NUMBER	TRACK LENGTH	DOOR WIDTH
HBP200A/4	48"	2 @ 26" Min*
HBP200A/5/4	64"	2 @ 34" Min*
HBP200A/6	72"	2 @ 38" Min*
HBP200A/7	84"	2 @ 44" Min*
HBP200A/8	96"	2 @ 50" Min*
HBP200A/10	120"	2 @ 62" Min*
HBP200A/12	144"	2 @ 74" Min*

\*Minimum door overlap is 2".

### Options:

- Hardware Kit **H200PACK**
  - Mounting Bracket **2812KIT**
  - Track **2802D** dark bronze anodized track
  - Track Stop (bumper) **287R1-KIT**
  - Bottom Channel **94A**
  - Fascia, Snap-On **F134C** clear anodized aluminum fascia. **F134D** dark bronze anodized aluminum fascia
  - Roller Guide **106R/94**
  - Dual Guide Channel **2802BT**
  - Polypropylene Guide Rail **EPD3BL** for use with 102N
- Soft Close available. See page 256-258 for more information.

AVAILABLE FINISHES FOR PRODUCTS SHOWN ON THIS PAGE

A (Mill Finish Aluminum) C (Clear Anodized)  
800-824-3018 | www.pemko.com

Check the web site for the up-to-date catalog

Copyright © 2015-2025, ASSA ABLOY Accessories and Door Controls Group, Inc., an ASSA ABLOY Group company. All rights reserved. Reproduction in whole or in part without the express written permission of ASSA ABLOY Accessories and Door Controls Group, Inc. is prohibited.

**PEMKO**  
**ASSA ABLOY**

Experience a safer  
and more open world



Experience a safer  
and more open world

800-824-3018 | [www.pemko.com](http://www.pemko.com)  
*Check the web site for the up-to-date catalog*

Copyright © 2015-2025, ASSA ABLOY Accessories and Door Controls Group, Inc., an ASSA ABLOY Group company. All rights reserved.  
Reproduction in whole or in part without the express written permission of ASSA ABLOY Accessories and Door Controls Group, Inc. is prohibited.


# PEMKO ACOUSTIC PRODUCTS

## CONTENTS:

Basic Acoustic Information .....	202
Acoustic Seal Sets .....	204
Acoustic Thresholds .....	205
Saddle Thresholds .....	206
Automatic Door Bottoms - Acoustic .....	207
Door Shoes .....	207
Acoustic Adhesive Corner Pads .....	207
Standard Perimeter Gasketing .....	208
SiliconSeal Adhesive-Backed Gasketing .....	208

## INDEX:

<u>PRODUCT</u>	<u>PAGE</u>	<u>PRODUCT</u>	<u>PAGE</u>	<u>PRODUCT</u>	<u>PAGE</u>
151 .....	206	2006STC .....	205	S44 .....	208
154 .....	206	2008 .....	205	S442 .....	208
175 .....	206	2009 .....	205	S773 .....	208
303 .....	208	2212 .....	207	STC411 .....	207
312 .....	208	3692 .....	207	STC4131 .....	207
315 .....	208	ACP112 .....	207		
1547 .....	206	PEMKOSTCSET .....	204		



## The Impact of Sound

Everyday our ears are met with a barrage of sounds. Sounds can be pleasant, like music or laughter. But they can also be disruptive, like construction or traffic, or even just the people in the cubicle next door. At a certain point sound becomes noise and we look for ways to control it. Sound control is especially important in classrooms, hospitals, hotels and offices, as it impacts our ability to learn, heal, sleep and think. The U.S. Green Building Council recognizes the importance of acoustical control by including LEED Indoor Environment Quality (IEQ) credits for acoustics.

## Description of Sound

Sound can be described as vibrations in the air moving in waves. The rate of sound vibrations measured in cycles per second is called frequency and is measured in hertz (Hz). Sound pressure levels are measured in decibels (dB). For a list of common noises and their related decibel level, see the chart on the right.

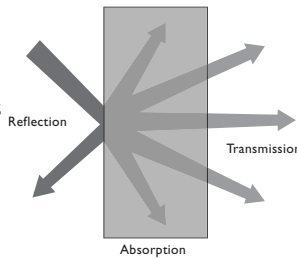
Sound Level dB		
0	Threshold of hearing	Inaudible
20	Very rural environment	Extremely quiet
30	Quiet home	Faint
40	Quiet office	Distant sounds audible
50	Background conversation	Moderate
60	Radio/Television in home	Moderate
70	Highway noise	Moderately loud
80	Background factory noise	Loud
90	Noisy factory	Very loud
105	Elevated train	Deafening
120	Bass drum at 3'	Physical pain
130	Jet aircraft at 100'	Physical pain

## Basic Acoustics

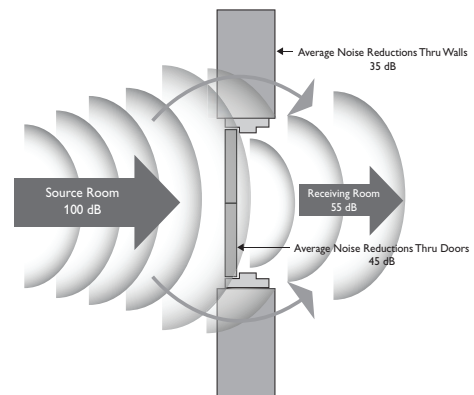
Sound transmission reduction relies on two main principles:

**Sound Absorption** - Removing sound energy from within a room by using materials such as acoustic tiles or open cell foam to soak up sound.

**Sound Insulation** - Preventing the transmission of sound waves by introducing a barrier. Examples include brick, concrete, metal, heavy doors, etc.



Sound waves will travel the path of least resistance. A high performing door will not compensate for less performing materials in the walls around it.



In order to reduce the transmission of sound, materials are added between the source room and the receiving room. The resulting change in decibel level is the sound transmission loss and is given a Sound Transmission Class (STC) rating. The higher the rating number, the lower the transmission of sound. The STC rating is roughly the decibel reduction a partition can provide. For instance, if a 100 dB noise is reduced to 55 dB, that product roughly has a STC 45 rating.



Experience a safer and more open world

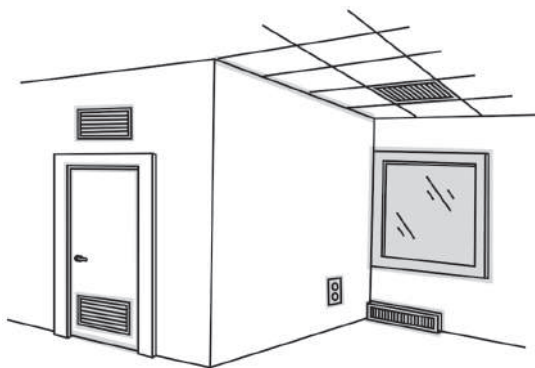
800-824-3018 | [www.pemko.com](http://www.pemko.com)  
Check the web site for the up-to-date catalog

Copyright © 2015-2025, ASSA ABLOY Accessories and Door Controls Group, Inc., an ASSA ABLOY Group company. All rights reserved. Reproduction in whole or in part without the express written permission of ASSA ABLOY Accessories and Door Controls Group, Inc. is prohibited.

## Sound Flanking

Flanking is the leakage of airborne sound around a door opening through any available gap. Flanking between the door leaf and the surrounding frame is reduced by the use of seals.

Optimum sound attenuation performance is likely achieved using a four sided frame with a sill made to the same detail as the head and the seals set in a single plane. If a full four sided frame is not an option, then alternative threshold sealing options should be made such as automatic door bottoms, door shoes and/or thresholds.



Active STC Rating	Level Of Speech Heard
STC-30	Loud speech understood
STC-35	Loud speech heard but not understood
STC-40	Loud speech audible as a murmur
STC-45	Some loud speech barely audible
STC-48	Hearing strained to hear loud speech
STC-50	Loud speech not audible

## STC Ratings

Acoustic Door Testing is done on “sealed-in-place” (fully caulked) doors for door STC ratings, as well as on assemblies (with gasketing and door bottoms) for operable STC ratings. Operable STC ratings are always equal to or lower than the sealed-in-place ratings. The best performance rating on the operable test is a 'zero drop' in the assembly's STC rating. For example, a door with a STC 45 rating can only achieve an operable STC of 45 at its very best; it can never achieve a STC 50.

Also, since sound waves travel the path of least resistance, a high performing door will not compensate for elements like improperly installed seals around doors, the lack of a threshold under the door, a non-insulated frame, louvered doors, or poor seals at the wall/ceiling/floor/mullion connections.

When STC ratings are determined, normal human speech and hearing are used. In most cases the level of reduction does not totally eliminate but rather muffles the sound to an unintelligible level. The chart shown on the left compares the level of speech that would be heard through a door system with the indicated operable STC rating.

Look for Pemko products with this symbol:



Tested To: ASTM E 90-2009

Products indicated by this symbol have been acoustically tested in accordance with ASTM E90 - Standard Test Method for Laboratory Measurement of Airborne Sound Transmission Loss of Building Partitions and Elements.

### Need STC Rated Doors?

Pemko Acoustic Seal Sets are an important part of an overall acoustic solution. ASSA ABLOY Group brands can provide the other elements of the solution including STC Rated Doors, STC Rated Frames and complete STC Rated Assemblies.

For more information please see:

CECO DOORS: [www.cecodoor.com](http://www.cecodoor.com)  
 CURRIES: [www.curries.com](http://www.curries.com)

## Acoustic Seal Sets

Pemko acoustic components are available in their appropriate sets. These product combinations are lab tested and have known decibel drops when used with sound-rated doors. Each kit includes gasketing, a door bottom or threshold, and a complete set of installation instructions. Installation instructions show the proper installation location for each component for optimal performance.

### HOW TO:

1. Locate the Sealed-In-Place (inoperable) rating for your door.
2. Determine the maximum allowable drop for your opening (i.e. -1 db). Note: the numbers are represented as negative numbers as they will decrease your inoperable rating by the number shown (i.e. 45 using a -1 kit will decrease the inoperable rating from 45 to an operable of 44)
3. Find a number in the column below your door's inoperable rating that will keep your opening in the allowable range.
4. Select a kit (or one of the kits given if Alternate Kits are shown), place it on your Purchase Order and add your opening size in inches (i.e. a 3/0 x 7/0 opening will be ordered as a 3684).

Item Number	Sealed-In-Place Door STC Rating				
	58 to 54	53 to 49	48 to 46	45 to 43	<42
PEMKOSTCSET-1A Alternate Kits: 1B, 1C, 1D, 1E		-2	-2	-1	0
PEMKOSTCSET-2C	-3	-2	-2	-1	0
PEMKOSTCSET-2D Alternate Kits: 2A, 2B	-3	-2	-1	-1	0
PEMKOSTCSET-2E	-2	-2	-1	-1	0
PEMKOSTCSET-3A		-2	-1	0	0
PEMKOSTCSET-3D		-2	-1	0	0
PEMKOSTCSET-3E	-2	-2	-1	0	0
PEMKOSTCSET-3B				0	0
PEMKOSTCSET-4A	-3	-2	-1	0	0
PEMKOSTCSET-4B	-3	-2	-1	0	0
PEMKOSTCSET-4D	-3	-2	-1	0	0
PEMKOSTCSET-4E	-2	-2	-1	0	0

NOTE: A seal set cannot increase the sealed-in-place rating; a zero drop is the best performance any seal set can provide.

Item Number	Gasketing	Door Bottom	Threshold	Corner Pad
PEMKOSTCSET-1A	S773BL (Single Row) and S44BL (Single Row)	STC411APK		ACP112BL
PEMKOSTCSET-1B	S44BL (Two Rows)	STC411APK		ACP112BL
PEMKOSTCSET-1C	S442BL (Single Row) and S44BL (Single Row)	STC411APK		ACP112BL
PEMKOSTCSET-1D	303AS and S44BL (Single Row)	STC411APK		ACP112BL
PEMKOSTCSET-1E	312CR and S44BL (Single Row)	STC411APK		ACP112BL
PEMKOSTCSET-2A	S773BL (Single Row) and S44BL (Single Row)		2008APK	
PEMKOSTCSET-2B	S44BL (Two Rows)		2008APK	
PEMKOSTCSET-2C	S442BL (Single Row) and S44BL (Single Row)		2008APK	
PEMKOSTCSET-2D	303AS and S44BL (Single Row)		2008APK	
PEMKOSTCSET-2E	312CR and S44BL (Single Row)		2008APK	
PEMKOSTCSET-3A	S773BL (Single Row) and S44BL (Single Row)	3692APK773BL		
PEMKOSTCSET-3B	S44BL (Two Rows)	3692APK773BL		
PEMKOSTCSET-3D	303AS and S44BL (Single Row)	3692APK773BL		
PEMKOSTCSET-3E	312CR and S44BL (Single Row)	3692APK773BL		
PEMKOSTCSET-4A	S773BL (Single Row) and S44BL (Single Row)		2009APK	
PEMKOSTCSET-4B	S44BL (Two Rows)		2009APK	
PEMKOSTCSET-4D	303AS and S44BL (Single Row)		2009APK	
PEMKOSTCSET-4E	312CR and S44BL (Single Row)		2009APK	

NOTE: 2008PK and 2009PK have acoustic equivalency.



Experience a safer and more open world

800-824-3018 | [www.pemko.com](http://www.pemko.com)  
Check the web site for the up-to-date catalog

Copyright © 2015-2025, ASSA ABLOY Accessories and Door Controls Group, Inc., an ASSA ABLOY Group company. All rights reserved. Reproduction in whole or in part without the express written permission of ASSA ABLOY Accessories and Door Controls Group, Inc. is prohibited.

## ACOUSTIC THRESHOLDS

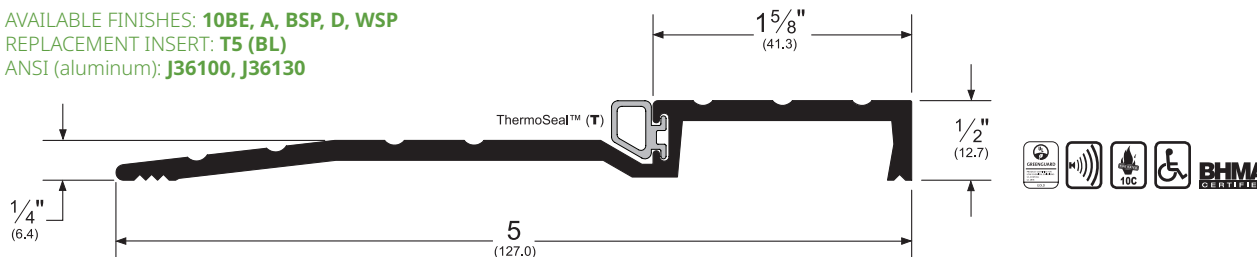
- Pemko Acoustic Thresholds are designed to aid with a door's STC rating
- Thresholds will not improve a door's "sealed in-place" STC rating
- Visit [www.assaabloydooraccessories.us](http://www.assaabloydooraccessories.us), for more Acoustic products and additional information

### 2006STC\_

AVAILABLE FINISHES: **10BE, A, BSP, D, WSP**

REPLACEMENT INSERT: **T5 (BL)**

ANSI (aluminum): **J36100, J36130**

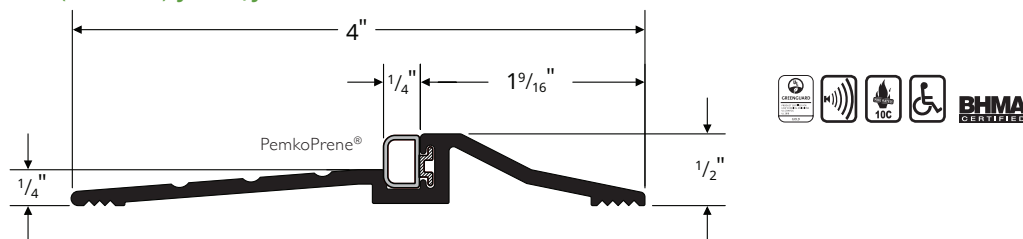


### 2008\_PK

AVAILABLE FINISHES: **10BE, A, BSP, D, WSP**

REPLACEMENT INSERT: **PK381 (BL)**

ANSI (aluminum): **J36100, J36130**



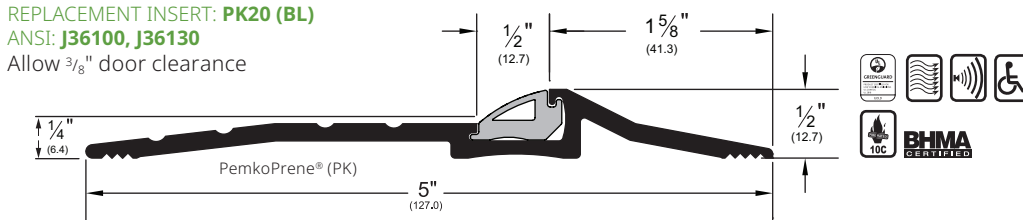
### 2009\_PK

AVAILABLE FINISHES: **10BE, A, BSP, D, WSP**

REPLACEMENT INSERT: **PK20 (BL)**

ANSI: **J36100, J36130**

Allow 3/8" door clearance



AVAILABLE FINISHES FOR PRODUCTS SHOWN ON THIS PAGE

**10BE** (Satin Bronze Powder Coated Aluminum) **A** (Mill Finish Aluminum)

**BSP** (Black Suede Powder Coated Aluminum) **D** (Dark Bronze Anodized)

**WSP** (White Suede Powder Coated Aluminum)

800-824-3018 | [www.pemko.com](http://www.pemko.com)

Check the web site for the up-to-date catalog

Copyright © 2015-2025, ASSA ABLOY Accessories and Door Controls Group, Inc., an ASSA ABLOY Group company. All rights reserved. Reproduction in whole or in part without the express written permission of ASSA ABLOY Accessories and Door Controls Group, Inc. is prohibited.

**PEMKO**  
**ASSA ABLOY**

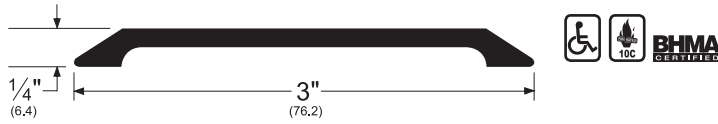
Experience a safer  
and more open world

# SADDLE THRESHOLDS

- Use these with Pemko Automatic Door Bottoms to create a smooth, even sealing surface

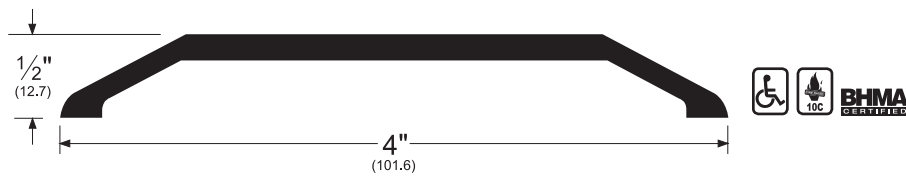
## 151\_

AVAILABLE FINISHES: **10BE**, **A**, **B**, **BSP**, **D**, **WSP**  
 ANSI (aluminum): **J32300**, **J32330**  
 ANSI (brass): **J12300**, **J12330**



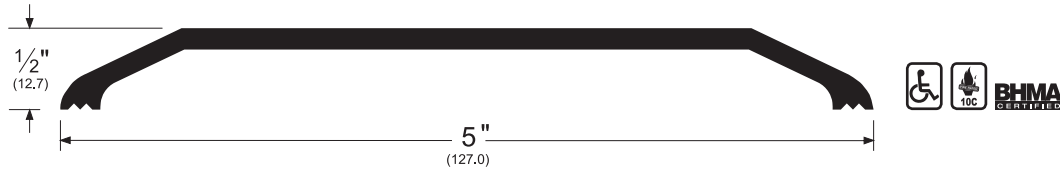
## 175\_

AVAILABLE FINISHES: **10BE**, **A**, **B**, **BSP**, **D**, **WSP**  
 ANSI (aluminum): **J32300**, **J32330**  
 ANSI (brass): **J12300**, **J12330**



## 154\_

AVAILABLE FINISHES: **10BE**, **A**, **BSP**, **D**, **WSP**  
 ANSI (aluminum): **J32300**, **J32330**



## 1547\_

AVAILABLE FINISHES: **10BE**, **A**, **BSP**, **WSP**  
 ANSI (aluminum): **J32300**, **J32330**



AVAILABLE FINISHES FOR PRODUCTS SHOWN ON THIS PAGE  
**10BE** (Satin Bronze Powder Coated Aluminum) **A** (Mill Finish Aluminum)  
**B** (Mill Finish [Brass] Bronze) **BSP** (Black Suede Powder Coated Aluminum)  
**D** (Dark Bronze Anodized) **WSP** (White Suede Powder Coated Aluminum)



Experience a safer and more open world

800-824-3018 | [www.pemko.com](http://www.pemko.com)  
 Check the web site for the up-to-date catalog

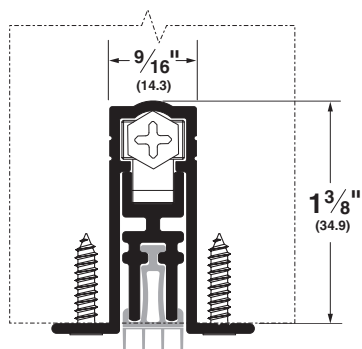
Copyright © 2015-2025, ASSA ABLOY Accessories and Door Controls Group, Inc., an ASSA ABLOY Group company. All rights reserved. Reproduction in whole or in part without the express written permission of ASSA ABLOY Accessories and Door Controls Group, Inc. is prohibited.

## AUTOMATIC DOOR BOTTOMS - ACOUSTIC

- Non-handed
- Recommended gap under door is 1/2" for optimal acoustic performance max drop is 3/4"
- Internal mechanism allows bar to accommodate slight imperfections in floor materials
- STC411 end plate kit is K435; for doors narrower than 1-3/4", specify end plate kit K411
- STC4131 end plate kit is K4133C for Clear Anodized and K4133D for Dark Bronze Anodized

### STC411\_PK

AVAILABLE FINISHES: **A**  
REPLACEMENT INSERT:  
**PK4111 (BL)**  
ANSI: **R3G324, R3G325**

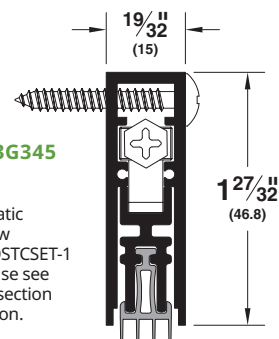


### STC4131\_PK

AVAILABLE FINISHES: **10BE, BSP, C, D, WSP**  
REPLACEMENT INSERT: **PK4111 (BL)**  
ANSI: **R3G334, R3G335, R3G344, R3G345**



NOTE:  
STC411\_PK Automatic Door Bottom is now included in PEMKOSTCSET-1 (A through E). Please see Acoustic Products section for more information.

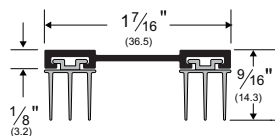


## DOOR SHOES

- Slotted holes for easy adjustment
- Provided with stainless steel fasteners
- Use a flat saddle to create a positive sealing surface that ensures maximum acoustic performance

### 3692\_PK773

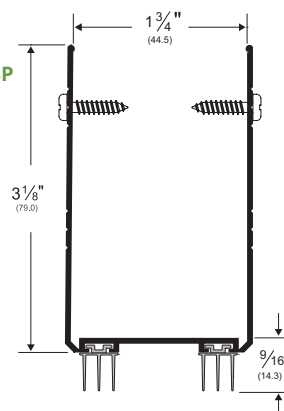
AVAILABLE FINISH: **A**  
AVAILABLE LENGTHS: **36", 48"**  
REPLACEMENT INSERT: **PK773 (BL, GR)**  
ANSI: **R3G414, R3G415**



### 2212\_PK773

AVAILABLE FINISHES: **10BE, A, BSP, WSP**  
REPLACEMENT INSERT: **PK773 (BL)**  
ANSI: **R3G416**

- Combination door shoe and kick plate
- Excellent Acoustic performance

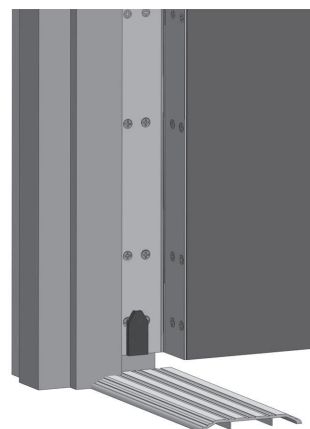
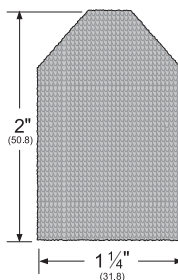


## ACOUSTIC ADHESIVE CORNER PADS

- Corner pad with black or white polypropylene pile, with pressure-sensitive adhesive
- Apply to corner of jamb on hinge side to seal against air and light infiltration

### ACP112\_

AVAILABLE COLORS: **BL, W**



NOTE: Products shown in this section may not be drawn to scale.

AVAILABLE FINISHES FOR PRODUCTS SHOWN ON THIS PAGE  
**10BE** (Satin Bronze Powder Coated Aluminum) **A** (Mill Finish Aluminum)  
**BSP** (Black Suede Powder Coated Aluminum) **C** (Clear Anodized)  
**D** (Dark Bronze Anodized) **WSP** (White Suede Powder Coated Aluminum)  
Corner Pads: **BL** (Black) **W** (White)

800-824-3018 | www.pemko.com

Check the web site for the up-to-date catalog

Copyright © 2015-2025, ASSA ABLOY Accessories and Door Controls Group, Inc., an ASSA ABLOY Group company. All rights reserved. Reproduction in whole or in part without the express written permission of ASSA ABLOY Accessories and Door Controls Group, Inc. is prohibited.

**PEMKO**  
**ASSA ABLOY**

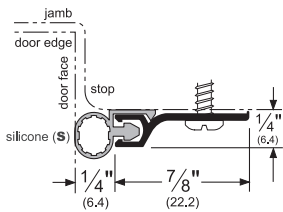
Experience a safer  
and more open world

# STANDARD PERIMETER GASKETING

- Rigid jamb weatherstrip shown mounted on openings with  $\frac{1}{16}$ " gaps; however, each weatherstrip can seal gaps up to the depth of its seal. Seal depth provided on each illustration (example: the **303** has a  $\frac{1}{4}$ " seal; therefore, it can seal up to a  $\frac{1}{4}$ " gap)
- Punched on 6" centers with slotted holes for adjustment
- Model 303 is available with self-adhesive two-sided tape (TST) and tek screws (3 slotted holes per part) for easy installation. To obtain this option, add "TST" to the end of the part when ordering (example: **303AVTST**)
- Pemko is continually commissioning tests for acoustic assemblies. More profiles may be tested from this category. Please contact Customer Service if the options here don't suit your application.

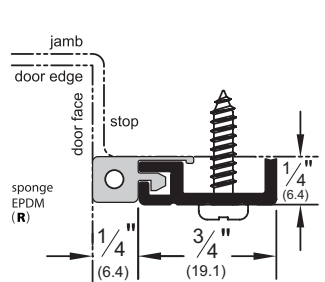
## 303\_S

AVAILABLE FINISHES: **10BE, A, BSP, C, D, G, PW, SN, WSP**  
 REPLACEMENT INSERT: **S3 (BL, W)**  
 ANSI: **R3E164, R3E165**



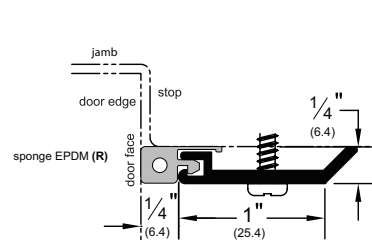
## 312\_R

AVAILABLE FINISHES: **10BE, BSP, C, D, WSP**  
 REPLACEMENT INSERT: **ER9BL (BL)**  
 ANSI (alum): **R3G164, R3G165**



## 315\_R

AVAILABLE FINISHES: **10BE, BSP, C, D, WSP**  
 REPLACEMENT INSERT: **ER9BL (BL)**  
 ANSI (alum): **R3G164, R3G165**



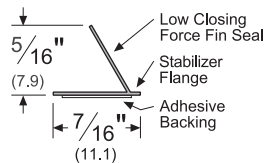
# SILICONSEAL ADHESIVE-BACKED GASKETING

- SiliconSeal is extruded from high-temperature silicone; effective between -58°F and 450°F
- Self-extinguishing and non-toxic; unaffected by sunlight, ozone, and ultraviolet rays
- Impervious to fungus and mildew; will not deteriorate under normal exposure
- Meets FAR 25.853 Airworthiness Standards for Compartment Interiors

## S44

AVAILABLE FINISHES: **BL, C, D, GR, W**  
 AVAILABLE LENGTHS: **17', 18', 20', 21', 25', 30', 204', 510'**  
 ANSI: **ROE154, ROE155**

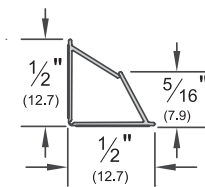
- Designed for tighter frames
- Demonstrates extremely low closing force
- Seal begins compressing at  $\frac{5}{16}$ "; compresses to seal up to a  $\frac{1}{16}$ " gap



## S442

AVAILABLE FINISHES: **BL, D, W**  
 AVAILABLE LENGTHS: **17', 18', 20', 21', 25', 30', 510'**  
 ANSI: **ROE154, ROE155**

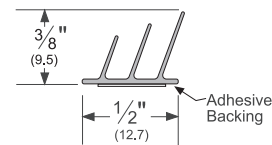
- Fits flush into corner
- Seal begins compressing at  $\frac{5}{16}$ "; compresses to seal up to a  $\frac{1}{16}$ " gap in either direction



## S773

AVAILABLE FINISHES: **BL, GR, W**  
 AVAILABLE LENGTHS: **17', 18', 20', 21', 25', 30', 250', 510'**  
 ANSI: **ROE154, ROE155**

- Triple-fin design effectively blocks light and sound from infiltrating a room
- Seal begins compressing at  $\frac{3}{8}$ "; compresses to seal up to a  $\frac{3}{32}$ " gap



NOTE: Products shown in this section may not be drawn to scale.

AVAILABLE FINISHES FOR PRODUCTS SHOWN ON THIS PAGE

Metal: **10BE** (Satin Bronze Powder Coated Aluminum) **A** (Mill Finish Aluminum)  
**BSP** (Black Suede Powder Coated Aluminum) **D** (Dark Bronze Anodized) **G** (Gold Anodized)  
**PW** (Painted White) **SN** (Satin Nickel Anodized) **WSP** (White Suede Powder Coated Aluminum)  
 SiliconSeal: **BL** (Black) **C** (Clear) **D** (Dark) **GR** (Gray) **W** (White)

**PEMKO**  
**ASSA ABLOY**

Experience a safer  
 and more open world

800-824-3018 | www.pemko.com  
 Check the web site for the up-to-date catalog

Copyright © 2015-2025, ASSA ABLOY Accessories and Door Controls Group, Inc., an ASSA ABLOY Group company. All rights reserved. Reproduction in whole or in part without the express written permission of ASSA ABLOY Accessories and Door Controls Group, Inc. is prohibited.



## CONTENTS:

H180A Series .....	210
SHS80 Series .....	211
Sliding 200 Series .....	212
Side Wall Track (SWT) System .....	213
Bypass Track Series .....	216
SIM200A Series .....	217
LP200 Series .....	218
Sirocco Series .....	219
H300S-OH Series .....	220
H300S-SW Series .....	221
H440A-OH Series .....	222
H440A-SW Series .....	223
TBS200A-OH Series .....	224
TBS200A-SW Series .....	225
TBS250A-OH Series .....	226
TBS250A-SW Series .....	227
H600S-OH Series .....	228
H600S-SW Series .....	229
H800S-OH Series .....	230
H800S-SW Series .....	231
H1100A-OH Series .....	232
H1100A-SW Series .....	233
Husky Sliding Glass Series .....	234
Pocket Frame Kit .....	235
Folding 100 Series .....	236
Pacer Interior End Fold Series .....	237
Hide Slide .....	238
Flexirol Interior End Fold Series .....	239
Stainless Steel Sliding Track Hardware System for Wood Doors .....	240
Stainless Steel Sliding Track Hardware System for Glass Doors .....	249
Builders Series Flat Track for Wood Doors .....	251
Designer Series Flat Track for Wood Doors .....	253
SIM 150 - 2 Door .....	255
SIM 150 - 3 Door .....	256
Cascading Door with Sample Configurations .....	257
PemkoMatic™ Sliding Door Operator .....	258
SDL Privacy Barn Door Lock .....	259
Options and Accessories .....	260
Privacy Seal Sets .....	260
Soft Close Systems .....	261

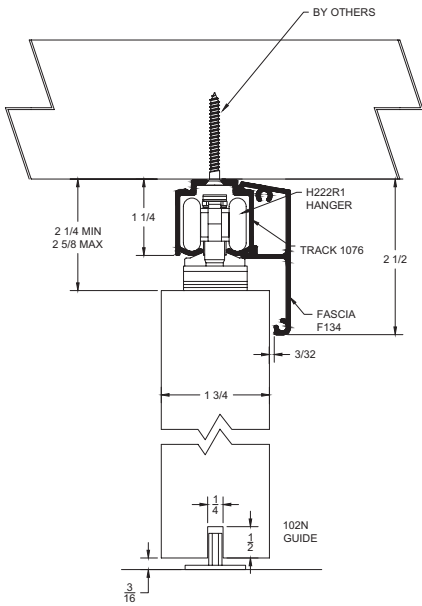
## INDEX:

PRODUCT	PAGE	PRODUCT	PAGE	PRODUCT	PAGE	PRODUCT	PAGE	PRODUCT	PAGE	PRODUCT	PAGE
1A/290 .....	221	94A .....	260	281 .....	236	1076 .....	257	H300S-OH .....	220	PFBS .....	260
1A/290/EC .....	220	102N .....	210	281 .....	260	2802 .....	216	H300S-SW .....	221	PFCCKIT .....	235
1A/301 .....	229	102N .....	220	282HD .....	236	2802 .....	257	H440A-OH .....	222	PFFC-8 .....	235
1A/301/EC .....	228	102N .....	240	283 .....	236	2802BT .....	216	H440A-SW .....	223	PFHB-1 .....	235
1A/550 .....	233	102N .....	251	284D .....	234	2802BT .....	260	H600S-OH .....	228	PFHB-2 .....	235
1AX/290 .....	221	102N .....	260	287R1-KIT .....	210	2803 .....	255	H600S-SW .....	229	PFHS .....	235
1AX/301 .....	229	102WA .....	210	287R1-KIT .....	212	2812 .....	216	H800S-OH .....	230	PFKIT-4 .....	235
1AX/301 .....	231	102WA .....	212	287R1-KIT .....	213	2812 .....	257	H800S-SW .....	231	PFKIT-8 .....	235
1B .....	223	102WA .....	213	287R1-KIT .....	216	2812 .....	260	H1100A-OH .....	232	PIF2/165A .....	237
1BX .....	223	102WA .....	217	289B .....	236	BAR .....	240	H1100A-SW .....	233	PIF4/165A .....	237
3A/290 .....	220	102WA .....	221	289T .....	236	BRACKET2 .....	240	HBP200A .....	216	PSLIDE .....	258
3A/301 .....	228	102WA .....	223	290 .....	220	EPD3 .....	210	HF2/100 .....	236	SDL .....	259
3A/301 .....	230	102WA .....	231	301 .....	228	EPD3 .....	216	HF2/100PACK .....	236	SHS80 .....	211
3AX/290 .....	220	102WA .....	260	403/2 .....	237	EPD3 .....	240	HF2/100PACK .....	260	SIM100 .....	217
3AX/301 .....	228	102WN .....	210	550A .....	232	EPD3 .....	251	HF4/100 .....	236	SIM150 .....	255
3AX/301 .....	230	102WN .....	217	550A .....	239	EPD3 .....	255	HH3/290 .....	220	SIM150-BOLTKIT .....	255
8-12/SN .....	234	102WN .....	221	556/21 .....	239	F134 .....	210	HH3/301 .....	228	SIM150-LOCKKIT .....	255
12 .....	249	102WN .....	223	556/57 .....	232	F134 .....	216	Hide Slide .....	238	SIM200A .....	217
21/550/P .....	239	102WN .....	229	600A .....	222	F134 .....	255	K28_-SWEP .....	213	SIRLH/SIRRH .....	219
21BO/4 .....	237	102WN .....	231	600A .....	237	F134 .....	260	K134EP .....	211	SOFT CLOSE .....	261
21B/P .....	237	102WN .....	251	601H .....	211	F160C .....	222	K134EP .....	217	STOP1 .....	243
21N/94 .....	237	106HF/94 .....	236	601H .....	217	F160ECP .....	222	K134EP .....	260	STOP1 .....	250
21R/94 .....	239	106N/94 .....	260	601H .....	234	F200C .....	223	K1077_-SWEP .....	210	STOP1 .....	260
32 .....	250	106R/94 .....	210	601H .....	257	F200ECP .....	223	LH100 .....	218	STOP3 .....	240
57A/N .....	230	106R/94 .....	220	601H .....	260	FIF2/275A .....	239	LP200A .....	218	STOP3 .....	242
57A/S .....	228	106R/94 .....	260	601P .....	222	G60 to G70 .....	249	PF2x6KIT .....	235	STOP3 .....	248
57B .....	222	111 .....	246	971A .....	210	GLASSGUIDE .....	249	PF134 KIT .....	235	TBS200A-OH .....	224
57K/N .....	220	280 .....	210	971A .....	217	H180A .....	210	PF28200A .....	235	TBS200A-SW .....	225
62 .....	240	280 .....	217	971A .....	220	H200 .....	212	PFAS .....	235	TBS250A-OH .....	226
72 .....	243	280 .....	236	971A .....	222	H200 .....	213	PFAS88 .....	235	TBS250A-SW .....	227
82 .....	244	280_-SWF .....	213	971A .....	228	H200PACK .....	212	PFAS100 .....	235	W60 to W100 .....	240
89/2N .....	220	280_-SWT .....	213	971A .....	230	H200PACK .....	213	PFBG-4 .....	235		
92 .....	245	280_SWTKIT .....	213	971A .....	232	H200PACK .....	260	PFBG-4 .....	260		
94A .....	210	281 .....	211	971A .....	236	H222R1 .....	210	PFBG-8 .....	235		
94A .....	220	281 .....	217	971A .....	260	H222R1 .....	235	PFBG-8 .....	260		
94A .....	236	281 .....	234	1075C .....	210	H222R1 .....	257	PFBS .....	235		

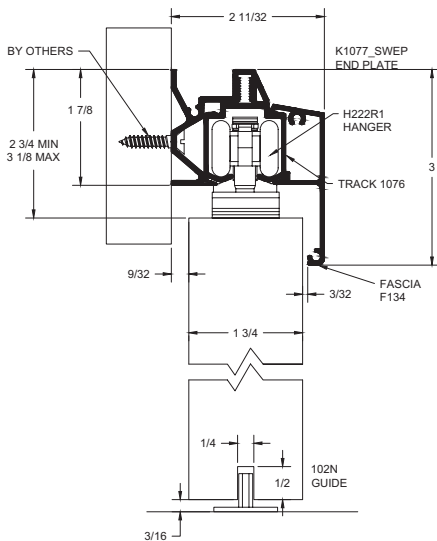
# H180A SERIES

For Sliding Panels up to 200 lbs.

## Overhead Mount



## Side Wall Mount



### Configurations:

- Single
- Bi-parting

### Installations:

- Overhead Mount
- Side Wall Mount

### Features:

- Hanger body is made of nickel plated zinc alloy for durability and long life
- Steel ball bearing wheels coated in nylon for smooth operation
- 200 lb. panel capacity
- Optional side wall bracket reduces the amount of wall space needed to mount the track
- Optional Soft Close
- 5 year warranty
- Meets ADA push force requirements

### H180A Kits Include:

- 1 ea **280C** Clear Anodized Aluminum Track
- 2 ea **H222R1** - Nickel Plated Zinc Alloy Body Zinc Alloy Wheels Coated in Nylon
- 2 ea **287R1-KIT** Rubber Bumper In-Track Stop
- 1 ea **102N** White Nylon Mortise Guide

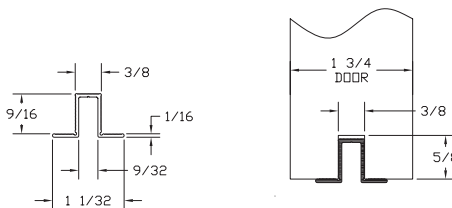
### Standard Kit Sizes

PART NUMBER	MATERIAL	TRACK LENGTH	DOOR WIDTH
H180A/6	Aluminum	72"	36"
H180A/8	Aluminum	96"	48"

### Options:

- Fascia
    - F134C** clear anodized aluminum fascia
    - F134D** dark bronze anodized fascia
  - Side Wall Track Bracket
    - 1075C** clear anodized aluminum bracket- order same length as track
  - Track
    - 280D** dark bronze anodized track
  - End Plate Kit
    - K1077C-SWEP** (use with F134C fascia and 1075C side wall bracket only)
  - Bottom Channel
    - 94A**
  - Roller Guide
    - 106R/94**
  - Threshold
    - 971A**
  - Side Wall Mount
    - 102WN** (nylon) and **102WA** (steel)
  - Mortise Guides
    - EPD3BL** for use with 102N or 102WN
- Polypropylene Guide Rail Soft Close available. See pages 256-258 for more information.

### Alternate Route for EPD3BL

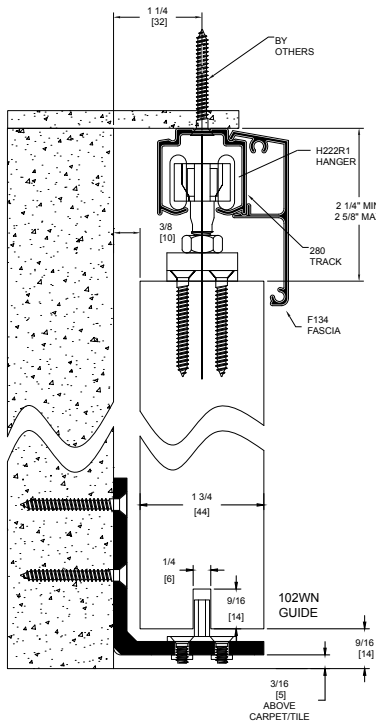


Experience a safer and more open world

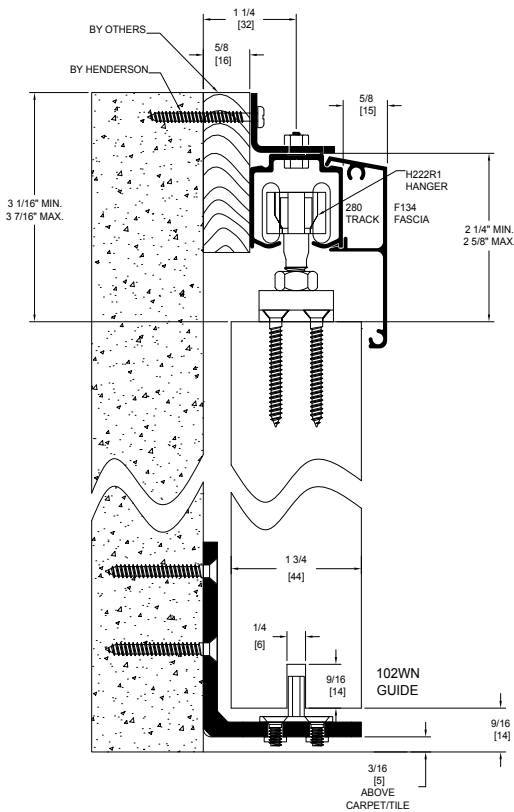
# SHS80 SERIES

For Sliding Panels up to 200 lbs.

## Overhead Mount



## Side Wall Mount



### Configurations:

- Single
- Bi-parting

### Installations:

- Overhead Mount
- Side Wall Mount

### Features:

- Hanger body is made of nickel plated zinc alloy for durability and long life
- Steel ball bearing wheels coated in nylon for smooth operation
- 200 lb. panel capacity
- Optional Soft Close
- 5 year warranty
- Meets ADA push force requirements

### SHS80 Kits Include:

- 1 ea **280C** Clear Anodized Aluminum Track
- 2 ea **H222R1** - Nickel Plated Zinc Alloy Body
- 2 ea **601H** Nylon In-Track Clip Stop
- 1 ea **102WN** White Nylon Mortise Guide on Zinc Plated Steel "L" Metal

Standard Kit Sizes			
PART NUMBER	MATERIAL	TRACK LENGTH	DOOR WIDTH
SHS80/6	Aluminum	72"	36"
SHS80/8	Aluminum	96"	48"

### Options:

Fascia

**F134C** clear anodized aluminum fascia

**F134D** dark bronze anodized fascia

Side Wall Track Brackets

**PC2815** available as 5 pack only, PC2815 pack of 5 281 zinc plated side wall bracket. NOTE: Need one at each end and no more than 2 feet in-between. Fasteners included.

Track

**280D** dark bronze anodized track

End Plate Kit

**K134EP** (use with F134C and 280C only)

Bottom Channel

**94A**

Roller Guide

**106R/94**

Threshold

**971A**

Side Wall Mount

**SHS80/PACK**

Extra Hardware Pack

**102N**

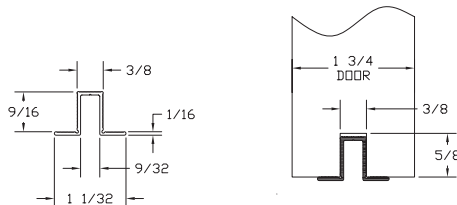
Mortise Floor Guide

**EPD3BL** for use with 102N or 102WN

Polypropylene Guide Rail

Soft Close available. See pages 256-258 for more information.

### Alternate Route for EPD3BL



800-824-3018 | www.pemko.com

Check the web site for the up-to-date catalog

Copyright © 2015-2025, ASSA ABLOY Accessories and Door Controls Group, Inc., an ASSA ABLOY Group company. All rights reserved. Reproduction in whole or in part without the express written permission of ASSA ABLOY Accessories and Door Controls Group, Inc. is prohibited.

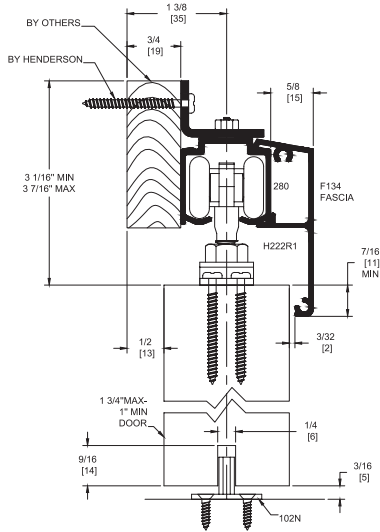
**PEMKO**  
**ASSA ABLOY**

Experience a safer  
and more open world

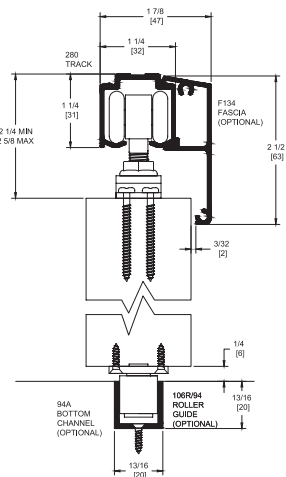
# SLIDING 200 SERIES

**For Sliding Panels up to 200 lbs.**  
 Manufactured by P.C. Henderson

## 280C Side Wall Mounted



## 280C Soffit Mounted with Fascia



### Configurations:

- Single
- Bi-parting

### Installations:

- Overhead Mount
- Side Wall Mount

### Features:

- Hanger body is made of nickel plated zinc alloy for durability and long life
- Steel ball bearing wheels coated in nylon for smooth operation
- 200 lb. panel capacity
- Galvanized steel track 280
- Clear anodized aluminum track 280C
- Optional Soft Close
- 5 year warranty
- Meets ADA push force requirements

### H200A Kits Include:

- 1 ea **280C** Clear Anodized Aluminum Track
- 2 ea **H222R1** Hangers
- 1 ea **102N** Nylon Guide
- 2 ea **TELS-14KIT** Stops
- 1 ea Adjusting Wrench and Mounting Hardware

### H200 Kits Include:

- 1 ea **280** Steel Track
- 2 ea **H222R1** Hangers
- 1 ea **102N** Nylon Guide
- 2 ea **TELS-14KIT** Stops
- 1 ea Adjusting Wrench and Mounting Hardware

### Standard Kit Sizes

PART NUMBER	MATERIAL	TRACK LENGTH	DOOR WIDTH
H200A/4	Aluminum	48"	24"
H200A/6	Aluminum	72"	36"
H200A/7	Aluminum	84"	42"
H200A/8	Aluminum	96"	48"
H200A/10	Aluminum	120"	60"
H200A/12	Aluminum	144"	72"
H200/6	Steel	72"	36"
H200/8	Steel	96"	48"

### Options:

Hardware Kit  
 Mounting Bracket

Track Stop (bumper)  
 Bottom Channel  
 Fascia, Snap-On

Track  
 Roller Guide  
 Side Wall Mortise Guide  
 Threshold  
 End Plate

Polypropylene Guide Rail  
 Soft Close available. See pages 256-258 for more information.

### H200PACK

**PC2815** available as 5 pack only, **PC2815** pack of 5 281 zinc plated side wall bracket  
 NOTE: Need one at each end and no more than 2 feet in-between. Fasteners included.

### 287R1-KIT

**94A**  
**F134C** clear anodized (280C aluminum track only)  
**F134D** dark bronze anodized fascia

**280D** dark bronze anodized

### 106R/94

**102WA** (steel) and **102WN** (nylon)

### 971A

**K134EP** (use with F134C and 280C only)

**EPD3BL** for use with 102N or 102WN



Experience a safer  
 and more open world

# SIDE WALL TRACK (SWT) SYSTEM

## For Sliding Panels up to 200 lbs.

The Pemko Side Wall Track System has a unique mounting bracket that is extruded with the track. An innovative wall mounted bottom guide assembly allows carpet to be replaced without removing the door.



### Configurations:

- Single
- Bi-parting

### Installations:

- Side Wall Mount

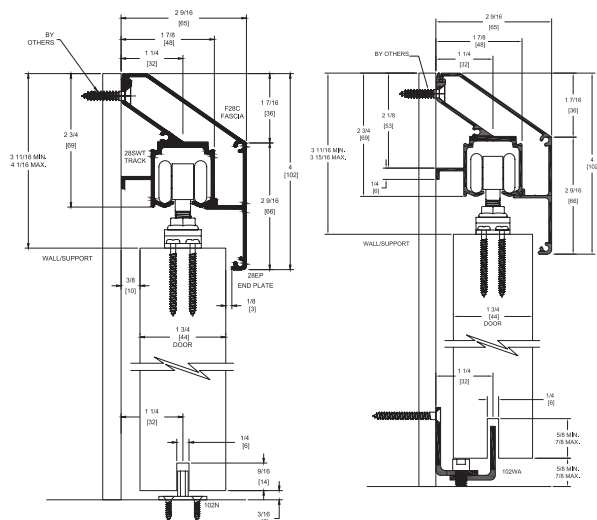
### Features:

- Unique mounting bracket extruded into track
- Supports up to 200 lbs. per door
- Quick, easy attachment
- New construction or retrofit
- Optional Soft Close
- 5 year warranty
- Meets ADA push force requirements

## 280SWT Kits Include:

- 1ea **280\_-SWT** Aluminum Track
- 1ea **280\_-SWF** Aluminum Fascia
- 1ea **K28\_-SWEP** Pair of End Plates
- 2ea **H222R1** Hangers
- 2ea **TELS-14KIT** In Track Stops
- 1ea **102N** White Nylon Mortise Guide
- 1ea **102WA** Wall Mounted Mortise Guide
- 1ea Adjusting Wrench

## SWT Kit Side Wall Mounted



Standard Kit Sizes		
PART NUMBER	TRACK LENGTH	DOOR WIDTH
(Mill Finished Track/Clear Anodized Fascia/End Plates)		
280C-SWTKIT/6	72"	36"
280C-SWTKIT/8	96"	48"
280C-SWTKIT/12*	144"	2 @ 36"
(Dark Bronze Anodized Track/Fascia/End Plates)		
280D-SWTKIT/6	72"	36"
280D-SWTKIT/8	96"	48"
280D-SWTKIT/12*	144"	2 @ 36"

\*NOTE: 280\_-SWTKIT/12 comes with enough hardware for two doors.

### Options:

- Hardware Kit (one door) **H200PACK**
- Roller Guide **106R/94**
- Bottom Channel **94A**
- Nylon Mortise Guide **102WN**
- Stainless Steel Flush Bolt **FB150SS**
- Stainless Steel Flush Pull **503SF**

Soft Close available. See pages 256-258 for more information.

AVAILABLE FINISHES FOR PRODUCTS SHOWN ON THIS PAGE  
 A (Mill Finish Aluminum) C (Anodized Aluminum) D (Dark Bronze Anodized)

800-824-3018 | www.pemko.com  
 Check the web site for the up-to-date catalog

Copyright © 2015-2025, ASSA ABLOY Accessories and Door Controls Group, Inc., an ASSA ABLOY Group company. All rights reserved.  
 Reproduction in whole or in part without the express written permission of ASSA ABLOY Accessories and Door Controls Group, Inc. is prohibited.



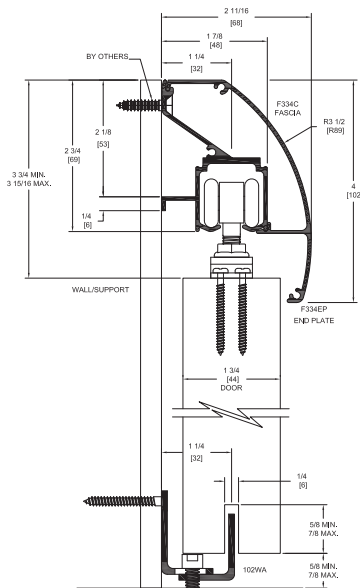
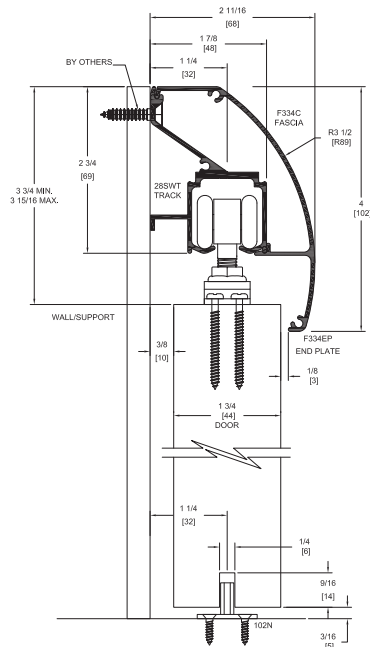
Experience a safer  
and more open world

# SIDE WALL TRACK SYSTEM WITH RADIUS FASCIA (RF280\_-SWTK)

## For Sliding Panels up to 200 lbs.

Pemko Side Wall Track Systems have a unique mounting bracket that is extruded with the track. An innovative wall mounted bottom guide assembly allows carpet to be replaced without removing the door.

### SWT Kit Side Wall Mounted



### Configurations:

- Single
- Bi-parting

### Installations:

- Side Wall Mount

### Features:

- Unique mounting bracket extruded into track
- Supports up to 200 lbs. per door
- Quick, easy attachment
- New construction or retrofit
- Optional Soft Close
- 5 year warranty
- Meets ADA push force requirements

### RF280 SWT Kits Include:

- 1ea **280\_-SWT** Aluminum Track
- 1ea **F334\_** Aluminum Fascia
- 1ea **KF334\_-SWEP** Pair of End Plates
- 2ea **H222R1** Hangers
- 2ea **TELS-14KIT** In Track Stops
- 1ea **102N** White Nylon Mortise Guide
- 1ea **102WA** Wall Mounted Mortise Guide
- 1ea Adjusting Wrench

Standard Kit Sizes		
PART NUMBER	TRACK LENGTH	DOOR WIDTH
(Mill Finished Track/Clear Anodized Fascia/End Plates)		
RF280C-SWTK/6	72"	36"
RF280C-SWTK/8	96"	48"
RF280C-SWTK/12 *	144"	2 @ 36"
(Dark Bronze Anodized Track/Fascia/End Plates)		
RF280D-SWTK/6	72"	36"
RF280D-SWTK/8	96"	48"
RF280D-SWTK/12 *	144"	2 @ 36"

\*NOTE: RF280\_-SWTK/12 comes with enough hardware for two doors.

### Options:

- Hardware Kit (one door) **H200PACK**
- Roller Guide **106R/94**
- Bottom Channel **94A**
- Nylon Mortise Guide **102WN**
- Stainless Steel Flush Bolt **FB150SS**
- Stainless Steel Flush Pull **503SF**

Soft Close available. See pages 256-258 for more information.

AVAILABLE FINISHES FOR PRODUCTS SHOWN ON THIS PAGE  
 A (Mill Finish Aluminum) C (Clear Anodized) D (Dark Bronze Anodized)



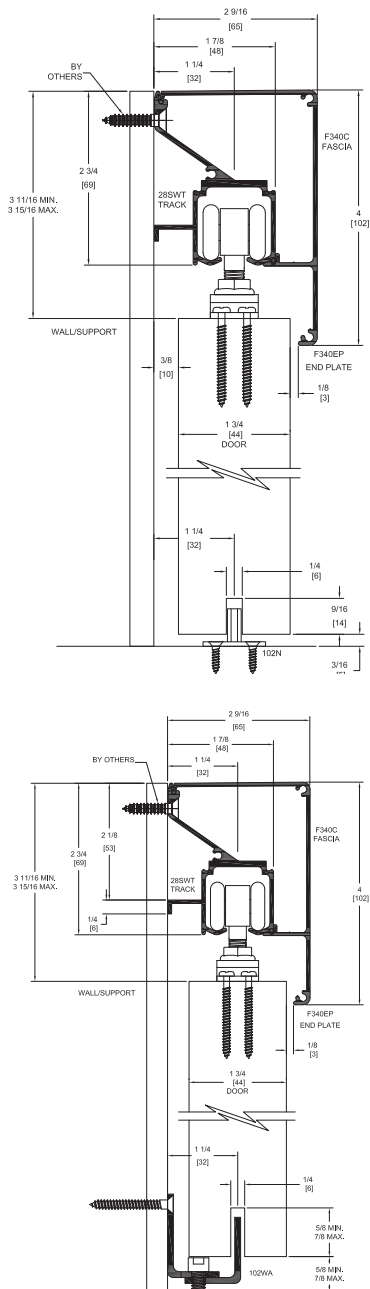
Experience a safer and more open world

# SIDE WALL TRACK SYSTEM WITH SQUARE FASCIA (SF280\_-SWTK)

## For Sliding Panels up to 200 lbs.

Pemko Side Wall Track Systems have a unique mounting bracket that is extruded with the track. An innovative wall mounted bottom guide assembly allows carpet to be replaced without removing the door.

### SWT Kit Side Wall Mounted



### Configurations:

- Single
- Bi-parting

### Installations:

- Side Wall Mount

### Features:

- Unique mounting bracket extruded into track
- Supports up to 200 lbs. per door
- Quick, easy attachment
- New construction or retrofit
- Optional Soft Close
- 5 year warranty
- Meets ADA push force requirements

### SF280SWT Kits Include:

- 1ea **280\_-SWT** Aluminum Track
- 1ea **F340\_** Aluminum Fascia
- 1ea **KF340\_-SWEP** Pair of End Plates
- 2ea **H222R1** Hangers
- 2ea **TELS-14KIT** In Track Stops
- 1ea **102N** White Nylon Mortise Guide
- 1ea **102WA** Wall Mounted Mortise Guide
- 1ea Adjusting Wrench

Standard Kit Sizes		
PART NUMBER	TRACK LENGTH	DOOR WIDTH
(Mill Finished Track/Clear Anodized Fascia/End Plates)		
SF280C-SWTK/6	72"	36"
SF280C-SWTK/8	96"	48"
SF280C-SWTK/12 *	144"	2 @ 36"
(Dark Bronze Anodized Track/Fascia/End Plates)		
SF280D-SWTK/6	72"	36"
SF280D-SWTK/8	96"	48"
SF280D-SWTK/12 *	144"	2 @ 36"

\*NOTE: SF280\_-SWTK/12 comes with enough hardware for two doors.

### Options:

- Hardware Kit (one door) **H200PACK**
- Roller Guide **106R/94**
- Bottom Channel **94A**
- Nylon Mortise Guide **102WN**
- Stainless Steel Flush Bolt **FB150SS**
- Stainless Steel Flush Pull **503SF**

Soft Close available. See pages 256-258 for more information.

AVAILABLE FINISHES FOR PRODUCTS SHOWN ON THIS PAGE  
 A (Mill Finish Aluminum) C (Clear Anodized) D (Dark Bronze Anodized)

800-824-3018 | www.pemko.com  
 Check the web site for the up-to-date catalog

Copyright © 2015-2025, ASSA ABLOY Accessories and Door Controls Group, Inc., an ASSA ABLOY Group company. All rights reserved.  
 Reproduction in whole or in part without the express written permission of ASSA ABLOY Accessories and Door Controls Group, Inc. is prohibited.

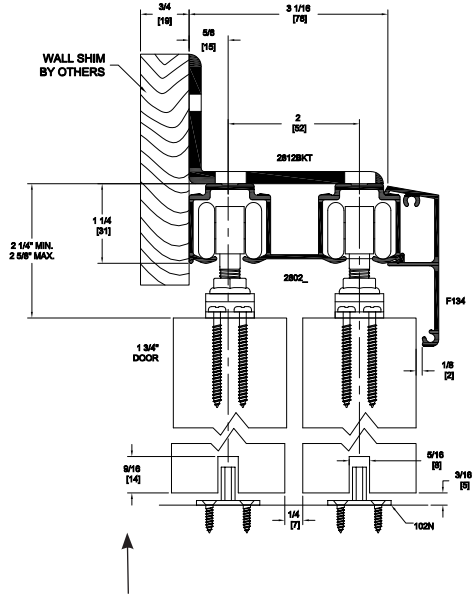


Experience a safer  
and more open world

# BYPASS TRACK SERIES

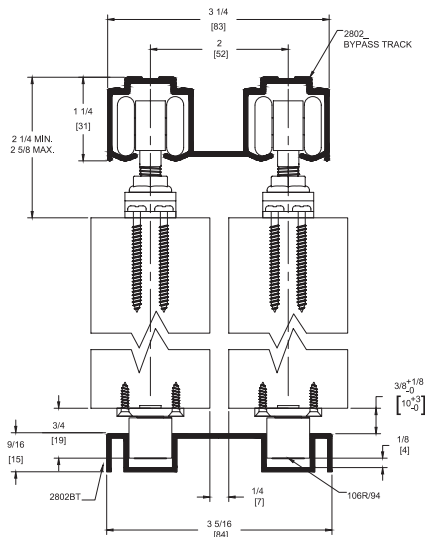
For Bypass Doors up to 200 lbs.

## 1 3/4" Thick Doors Side Wall Mount



NOTE: Route door 9/16" deep by 1/4" wide to receive 102N Guide.

## 1 3/4" Thick Doors Overhead Mount



\* Side Wall mounting: use one (1) 2812KIT at each end of track and 24" on center

### Configurations:

- For Bypass Doors

### Features:

- Fits 1 3/8" and 1 3/4" doors
- Hanger body is made of nickel plated zinc alloy for durability and long life
- Steel ball bearing wheels coated in nylon for smooth operation
- 200 lb. panel capacity
- Load capacity 200 lbs. per door panel (2 hangers)
- Extruded aluminum track
- Optional Soft Close
- 5 year warranty
- Meets ADA push force requirements

### HBP200A Kits Include:

- 1 ea **2802C** Clear Anodized Aluminum Track
- 4 ea **H222R1** Hangers
- 2 ea **102N** White Nylon Mortise Guide
- 4 ea **TELS-14KIT** In Track Stops
- 1 ea Adjusting Wrench and Mounting Hardware

Standard Kit Sizes		
PART NUMBER	TRACK LENGTH	DOOR WIDTH
HBP200A/4	48"	2 @ 26" Min*
HBP200A/5'4	64"	2 @ 34" Min*
HBP200A/6	72"	2 @ 38" Min*
HBP200A/7	84"	2 @ 44" Min*
HBP200A/8	96"	2 @ 50" Min*
HBP200A/10	120"	2 @ 62" Min*
HBP200A/12	144"	2 @ 74" Min*

\*Minimum door overlap is 2".

### Options:

- |                          |   |
|--------------------------|---|
| Hardware Kit             | <b>H200PACK</b>   |
| Mounting Bracket         | <b>2812KIT</b>  |
| Track                    | <b>2802D</b> dark bronze anodized track   |
| Track Stop (bumper)      | <b>287R1-KIT</b>  |
| Bottom Channel           | <b>94A</b>  |
| Fascia, Snap-On          | <b>F134C</b> clear anodized aluminum fascia.<br><b>F134D</b> dark bronze anodized aluminum fascia |
| Roller Guide             | <b>106R/94</b>  |
| Dual Guide Channel       | <b>2802BT</b>   |
| Polypropylene Guide Rail | <b>EPD3BL</b> for use with 102N   |
- Soft Close available. See pages 256-258 for more information.

AVAILABLE FINISHES FOR PRODUCTS SHOWN ON THIS PAGE

A (Mill Finish Aluminum) C (Clear Anodized) D (Dark Bronze Anodized)



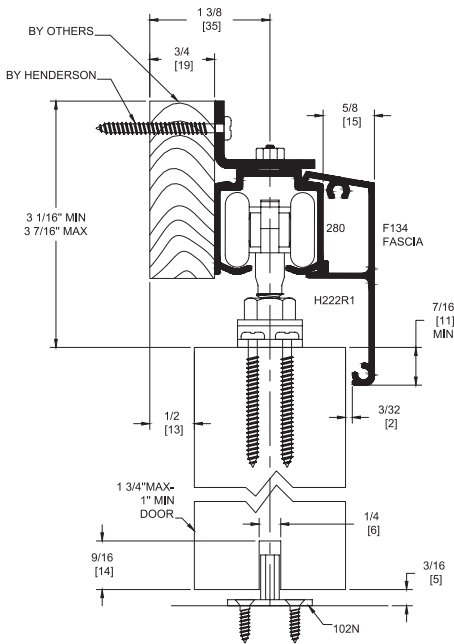
Experience a safer and more open world

# SIM200A SERIES

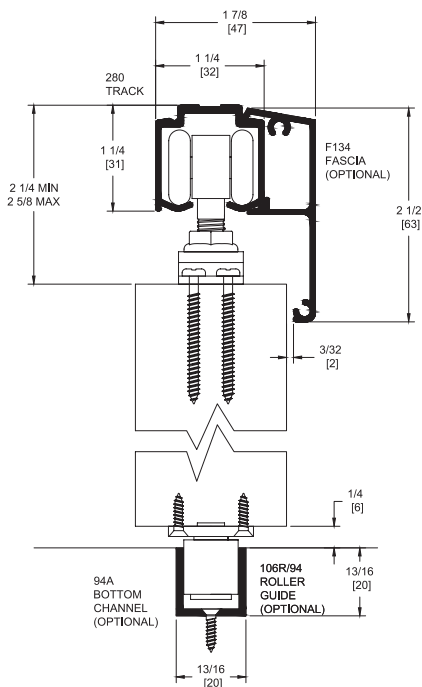
For Sliding Doors up to 48" wide and 200 lbs.

Manufactured by P.C. Henderson

## Side Wall Mount



## Overhead Mount



Simultaneous Action Unit (SIM) allows the simultaneous operation of two doors.

### Configurations:

- Bi-parting

### Installations:

- Overhead Mount
- Side Wall Mount

### Features:

- Allows individual bi-part doors to act as a single operating unit. When one door is opened or closed, the second door operates simultaneously
- 200 lb. panel capacity
- Hanger body is made of nickel plated zinc alloy for durability and long life
- Steel ball bearing wheels coated in nylon for smooth operation
- Clear anodized aluminum track 280C
- 2 year warranty

### SIM200A Kits Include:

- 1 ea **280C** Clear Anodized Aluminum Track
- 4 ea **H222R1** Hangers
- 4 ea **601H** Nylon In-Track Clip Stop
- 2 ea **102N** White Nylon Mortise Guide
- 1 ea **SIM100** Cable and Pulley Kit

### Standard Kit Sizes

PART NUMBER	MATERIAL	TRACK LENGTH	DOOR WIDTH
SIM200A/6	Aluminum	72"	2 @ 18"
SIM200A/8	Aluminum	96"	2 @ 24"
SIM200A/12	Aluminum	144"	2 @ 36"
SIM200A/16	Aluminum	2 @ 96"	2 @ 48"

### Options:

Fascia

- F134C** clear anodized aluminum fascia
- F134D** dark bronze anodized fascia
- 280D** dark bronze anodized

Side Wall Track Brackets

- PC2815** available as 5 pack only, **PC2815** pack of 5 281 zinc plated side wall bracket.

NOTE: Need one at each end and no more than 2 feet in-between. Fasteners included.

End Plates

- K134EP** (use with F134C only)

Bottom Channel

- 94A**

Roller Guide

- 106R/94**

Threshold

- 971A**

Side Wall Mortise Guides

- 102WN** (nylon) and **102WA** (steel)

Polypropylene Guide Rail

- EPD3BL** for use with 102N or 102WN

800-824-3018 | www.pemko.com

Check the web site for the up-to-date catalog

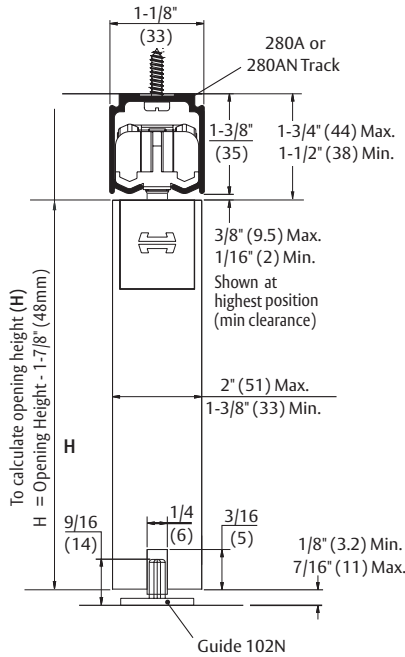
Copyright © 2015-2025, ASSA ABLOY Accessories and Door Controls Group, Inc., an ASSA ABLOY Group company. All rights reserved. Reproduction in whole or in part without the express written permission of ASSA ABLOY Accessories and Door Controls Group, Inc. is prohibited.

**PEMCO**  
**ASSA ABLOY**

Experience a safer  
and more open world

# LP200 SERIES

**For Sliding Panels up to 200 lbs.**  
 Manufactured by P.C. Henderson



Low profile design for use where space is limited.

**Configurations:**

- Single
- Bi-parting

**Installations:**

- Overhead Mount
- Side Wall Mount

**Features:**

- Used to maximize door height
- Designed to give a modern clean finish with all parts concealed. Ideal for applications where minimal clearance between track and door is required
- Easy installation and adjustment
- 200 lb. panel capacity
- Needle bearing nylon wheels for smooth operation
- Clear anodized aluminum track 280C
- 2 year warranty
- Meets ADA push force requirements

**LP200A Kits Include:**

- 1 ea **280C** Clear Anodized Aluminum Track
- 1 ea **LH100** Hardware Kit

**LH100 Hardware Kits Include:**

- 2 ea Low Head Room Units
- 2 ea End Caps
- 2 ea In-Track Clip Stops
- 1 ea Screw Pack
- 2 ea Low Head Room Hangers
- 1 ea **102N** White Nylon Mortise Guide
- 1 ea Small Spanner and 4mm Allen Key

Standard Kit Sizes			
PART NUMBER	MATERIAL	TRACK LENGTH	DOOR WIDTH
LP200A/6	Aluminum	72"	36"
LP200A/8	Aluminum	96"	48"
LP200A/10	Aluminum	120"	60"

**Options:**

- Side Wall Track Bracket **PC2815** available as 5 pack only, **PC2815** pack of 5 281 zinc plated side wall bracket  
 NOTE: Need one at each end and no more than 2 feet in-between. Fasteners included.
- Bottom Channel **94A**
- Roller Guide **106R/94**
- Threshold **971A**



Experience a safer and more open world

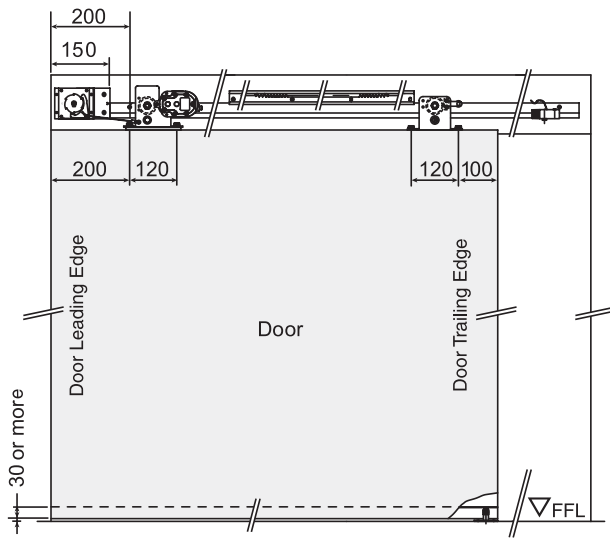

800-824-3018 | www.pemko.com  
 Check the web site for the up-to-date catalog

Copyright © 2015-2025, ASSA ABLOY Accessories and Door Controls Group, Inc., an ASSA ABLOY Group company. All rights reserved. Reproduction in whole or in part without the express written permission of ASSA ABLOY Accessories and Door Controls Group, Inc. is prohibited.

# SIROCCO SERIES

**For Sliding Panels up to 176 lbs.**

Manufactured by P.C. Henderson



Right Hand SIRRH Shown Above and Below

The Sirocco system is a quiet, user friendly, self closing system which brings the door gently to a close.

The integrated hydraulic soft stop brings the door to a safe and cushioned close making it ideal for disabled access systems or public areas. The internal door brake can also be adjusted to allow the user to dictate the speed of opening preventing damage to the door and system.

**Configurations:**

- Single

**Installations:**

- Side Wall Mount

**Features:**

- Self closing system for a single door from 31½" to 47¼" wide and up to 176 lbs.
- Interior applications only
- Comes complete with a hydraulically controlled soft close feature
- Adjustable closing speed
- Door brake to reduce opening speed to prevent damage to the door and system
- Optional hold open unit giving adjustable time delay before self closing
- Operational between temperature ranges of 50 to 104 degrees Fahrenheit
- 2 year warranty
- Meets ADA push force requirements

**Sirocco Series Kits Include:**

- 1 ea Track 86.61" long
- 1 ea Leading hanger
- 1 ea Trailing hanger
- 1 ea Hydraulic Control Unit
- 1 ea Closing brake rack
- 1 ea Opening brake rack
- 1 ea Power spring mounting bracket
- 7 ea Height adjustment plates
- 1 ea Power spring unit
- 1 ea Guide roller
- 1 ea Opening door stop
- 1 ea Door stop roller
- 1 ea Closing door stop
- 2 ea Wooden door plate (and all required screws and bolts)

Standard Kits	
PART NUMBER	DESCRIPTION
SIRRH	Right Hand Opening Kit
SIRLH	Left Hand Opening Kit

800-824-3018 | www.pemko.com  
Check the web site for the up-to-date catalog

Copyright © 2015-2025, ASSA ABLOY Accessories and Door Controls Group, Inc., an ASSA ABLOY Group company. All rights reserved. Reproduction in whole or in part without the express written permission of ASSA ABLOY Accessories and Door Controls Group, Inc. is prohibited.

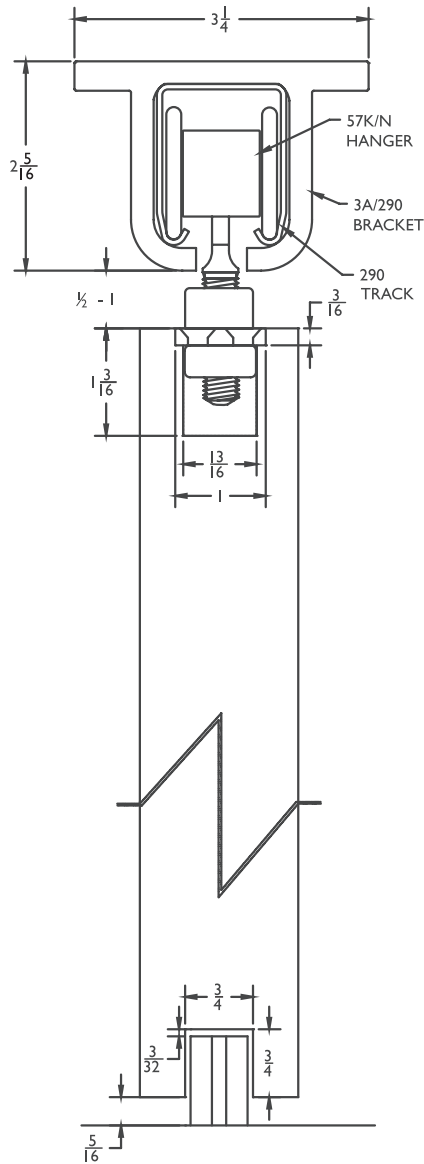


Experience a safer and more open world

## H300S-OH SERIES

For Sliding Panels up to 300 lbs.

Manufactured by P.C. Henderson



### Configurations:

- Single
- Bi-parting

### Installations:

- Overhead Mount

### Features:

- Overhead mount system
- Nylon wheels for smooth operation
- 300 lb. panel capacity
- Galvanized steel track 290
- 2 year warranty

### H300S-OH Kits Include:

- 1 ea **290** Galvanized Steel Track
- **3A/290** Aluminum Alloy Overhead Mount Track Brackets (One at each end and no more than 3 feet in between)
- 2 ea **1A/290/EC** Aluminum Alloy End Caps
- 2 ea **57K/N** White Nylon Body and Wheels, Zinc Coated Steel Pendant Bolt Hangers
- 2 ea **HH3/290** Galvanized Steel In-Track Stop
- 1 ea **89/2N** Gray Nylon Mortise Guide

### Standard Kit Sizes

PART NUMBER	MATERIAL	TRACK LENGTH	DOOR WIDTH
H300S-OH/6	Steel	72"	36"
H300S-OH/8	Steel	96"	48"
H300S-OH/10	Steel	120"	60"
H300S-OH/12	Steel	144"	72"

### Options:

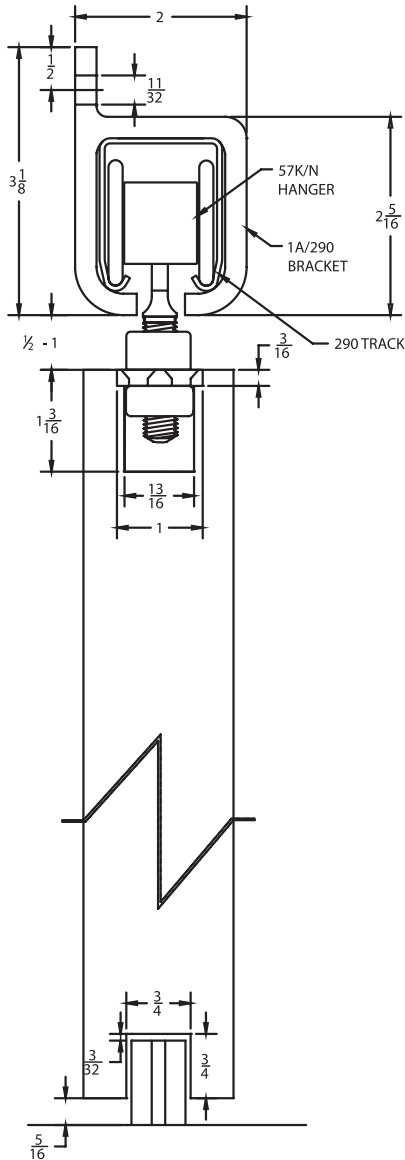
- Bottom Channel **94A**
- Roller Guide **106R/94**
- Threshold **971A**
- Joining Bracket **3AX/290**
- Mortise Guides **102N**
- Stainless Steel Flush Bolt **FB150SS**
- Stainless Steel Flush Pull **503SF**

**PEMKO**  
**ASSA ABLOY**

Experience a safer  
and more open world

# H300S-SW SERIES

**For Sliding Panels up to 300 lbs.**  
Manufactured by P.C. Henderson



## Configurations:

- Single
- Bi-parting

## Installations:

- Side Wall Mount

## Features:

- Side wall mount system
- Nylon wheels for smooth operation
- 300 lb. panel capacity
- Galvanized steel track 290
- 2 year warranty

## H300S-SW Kits Include:

- 1 ea **290** Galvanized Steel Track
- **1A/290** Side Wall Mount Track Brackets (One at each end and no more than three feet in between)
- 2 ea **1A/290/EC** Aluminum Alloy End Caps
- 2 ea **57K/N** White Nylon Body and Wheels, Zinc Coated Steel Pendant Bolt Hangers
- 2 ea **HH3/290** Galvanized Steel In-Track Stops
- 1 ea **89/2N** Gray Nylon Mortise Guide

### Standard Kit Sizes

PART NUMBER	MATERIAL	TRACK LENGTH	DOOR WIDTH
H300S-SW/6	Steel	72"	36"
H300S-SW/8	Steel	96"	48"
H300S-SW/10	Steel	120"	60"
H300S-SW/12	Steel	144"	72"

## Options:

- Bottom Channel **94A**
- Roller Guide **106R/94**
- Mortise Guides **102N**
- Side Wall Mortise Guides **102WN** (nylon) and **102WA** (steel)
- Joining Bracket **1AX/290**
- Stainless Steel Flush Bolt **FB150SS**
- Stainless Steel Flush Pull **503SF**

800-824-3018 | [www.pemko.com](http://www.pemko.com)  
Check the web site for the up-to-date catalog

Copyright © 2015-2025, ASSA ABLOY Accessories and Door Controls Group, Inc., an ASSA ABLOY Group company. All rights reserved.  
Reproduction in whole or in part without the express written permission of ASSA ABLOY Accessories and Door Controls Group, Inc. is prohibited.

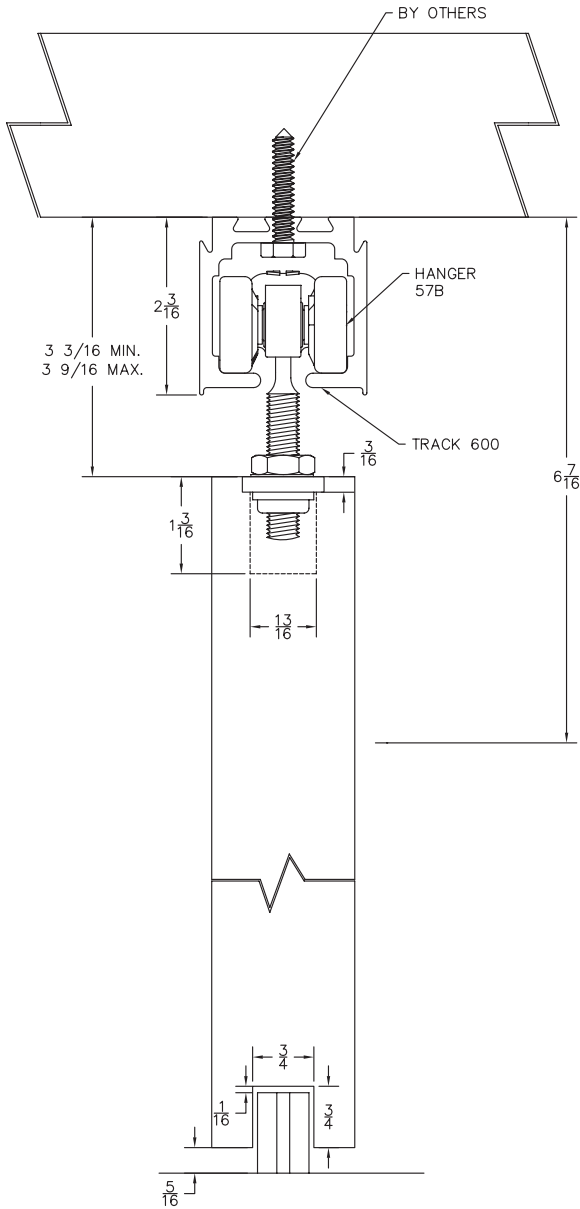
**PEMKO**  
**ASSA ABLOY**

Experience a safer  
and more open world

## H440A-OH SERIES

For Sliding Panels up to 440 lbs.

Manufactured by P.C. Henderson



### Configurations:

- Single
- Bi-parting

### Installations:

- Overhead Mount

### Features:

- Overhead mount system
- Nylon body and steel ball bearing nylon wheels for smooth operation
- 440 lb. panel capacity
- Mill finished aluminum track 600A
- 2 year warranty
- Meets ADA push force requirements

### H440A-OH Kits Include:

- 1 ea **600A** Mill Finished Aluminum Track
- 2 ea **57B** Hangers: Gray Nylon Body, Zinc Coated Steel Pendant Bolt, Steel Ball Bearing Nylon Wheels
- 2 ea **601P** Nylon In-Track Clip Stop
- 1 ea **89/2N** Gray Nylon Mortise Guide

### Standard Kit Sizes

PART NUMBER	MATERIAL	TRACK LENGTH	DOOR WIDTH
H440A-OH/6	Aluminum	72"	36"
H440A-OH/8	Aluminum	96"	48"
H440A-OH/10	Aluminum	120"	60"
H440A-OH/12	Aluminum	144"	72"
H440A-OH/16	Aluminum	192"	96"

### Options:

- Bottom Channel **94A**
- Roller Guide **106R/94**
- Threshold **971A**
- Mortise Guides **102N**
- Stainless Steel Flush Bolt **FB150SS**
- Stainless Steel Flush Pull **503SF**

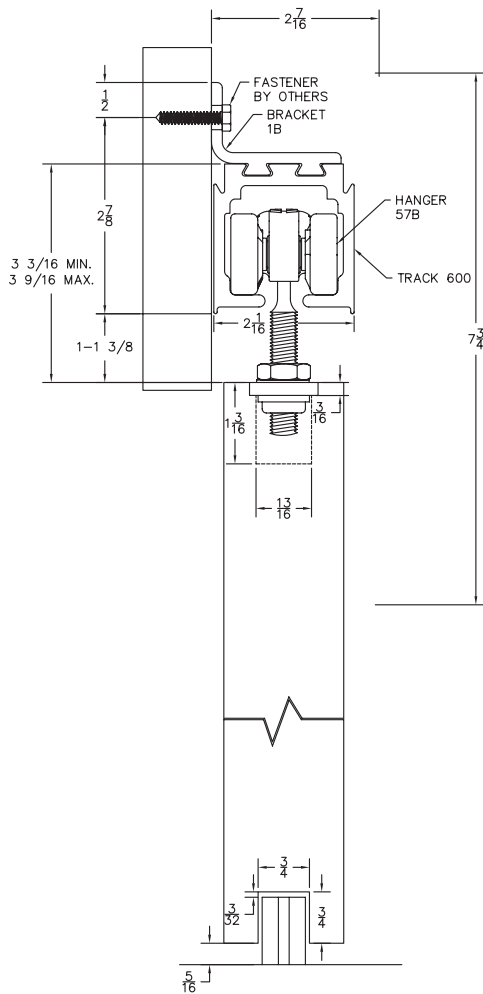


Experience a safer and more open world

## H440A-SW Series

For Sliding Panels up to 440 lbs.

Manufactured by P.C. Henderson



### Configurations:

- Single
- Bi-parting

### Installations:

- Side Wall Mount

### Features:

- Side wall mount system
- Nylon body and steel ball bearing nylon wheels for smooth operation
- 440 lb. panel capacity
- Mill finished aluminum track 600A
- 2 year warranty
- Meets ADA push force requirements

### H440A-SW Kits Include:

- 1 ea **600A** Mill Finished Aluminum Track
- **1B** Side Wall Mount Track Brackets (One at each end and no more than 3 feet in between)
- 2 ea **57B** Hangers: Gray Nylon Body, Zinc Coated Steel Pendant Bolt, Steel Ball Bearing Nylon Wheels
- 2 ea **601P** Nylon In-Track Clip Stop
- 1 ea **89/2N** Gray Nylon Mortise Guide

### Standard Kit Sizes

PART NUMBER	MATERIAL	TRACK LENGTH	DOOR WIDTH
H440A-SW/6	Aluminum	72"	36"
H440A-SW/8	Aluminum	96"	48"
H440A-SW/10	Aluminum	120"	60"
H440A-SW/12	Aluminum	144"	72"
H440A-SW/16	Aluminum	192"	96"

### Options:

- Bottom Channel **94A**
- Roller Guide **106R/94**
- Mortise Guides **102N**
- Side Wall Mortise Guides **102WN** (nylon) and **102WA** (steel)
- Joining Bracket **1BX**
- Stainless Steel Flush Bolt **FB150SS**
- Stainless Steel Flush Pull **503SF**

800-824-3018 | www.pemko.com

Check the web site for the up-to-date catalog

Copyright © 2015-2025, ASSA ABLOY Accessories and Door Controls Group, Inc., an ASSA ABLOY Group company. All rights reserved. Reproduction in whole or in part without the express written permission of ASSA ABLOY Accessories and Door Controls Group, Inc. is prohibited.

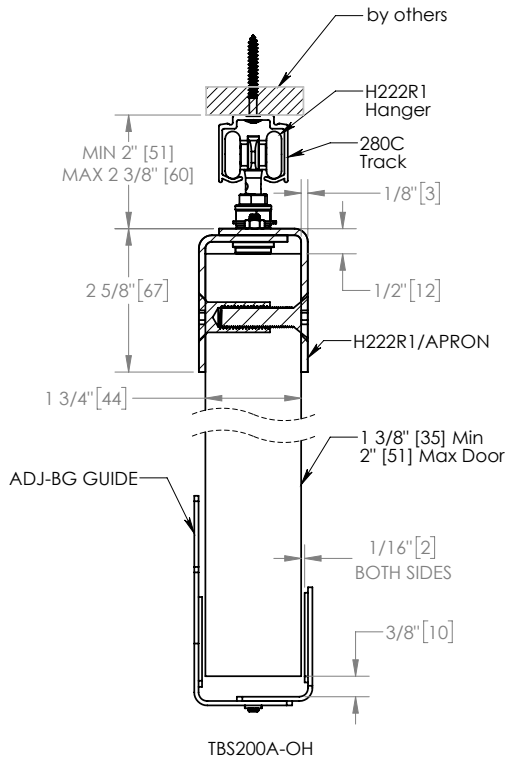
**PEMKO**  
**ASSA ABLOY**

Experience a safer  
and more open world

## TBS200A-OH Series

For Sliding Panels up to 200 lbs.

Manufactured by Pemko Manufacturing



### Configurations:

- Single
- Bi-parting

### Installations:

- Overhead Mount

### Features:

- Overhead mount system
- Nylon body and steel ball bearing nylon wheels for smooth operation
- 200 lb. panel capacity
- Clear anodized aluminum track 280C
- 2 year warranty
- Meets ADA push force requirements

### TBS200A-OH Kits Include:

- 1 ea **280C** Clear Anodized Aluminum Track
- 2 ea **H222R1 Hanger** Gray Nylon Body, Zinc Coated Steel Pendant Bolt, Steel Ball Bearing Nylon Wheels
- 2 ea **H222R1/APRON** Mounting Apron Through-Bolted
- 1 ea **ADJ-BG** Surface Type Guide
- 2 ea **TELS-14KIT** Nylon In-Track Clip Stop

### Standard Kit Sizes

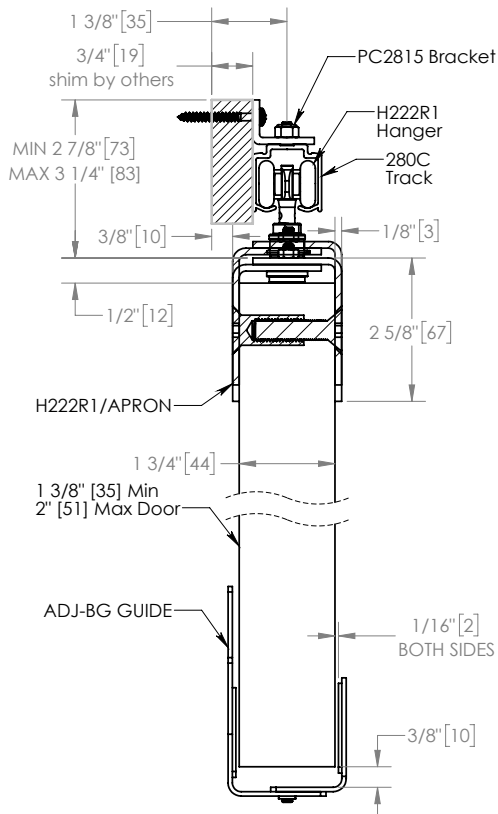
PART NUMBER	MATERIAL	TRACK LENGTH	DOOR WIDTH
TBS200A-OH/6	Aluminum	72"	36"
TBS200A-OH/8	Aluminum	96"	48"
TBS200A-OH/10	Aluminum	120"	60"
TBS200A-OH/12	Aluminum	144"	72"



Experience a safer and more open world

# TBS200A-SW Series

**For Sliding Panels up to 200 lbs.**  
Manufactured by Pemko Manufacturing



## Configurations:

- Single
- Bi-parting

## Installations:

- Side Wall Mount

## Features:

- Side wall mount system
- Nylon body and steel ball bearing nylon wheels for smooth operation
- 200 lb. panel capacity
- Clear anodized aluminum track 280C
- 2 year warranty
- Meets ADA push force requirements

## TBS200A-SW Kits Include:

- 1 ea **200** Clear Anodized Aluminum Track
- **PC2815** Side Wall Mount Track Brackets (One at each end and no more than 3 feet in between)
- 2 ea **H222R1 HANGER** Gray Nylon Body, Zinc Coated Steel Pendant Bolt, Steel Ball Bearing Nylon Wheels
- 2 ea **H222R1/APRON** Mounting Apron Through-Bolted
- 1 ea **ADJ-BG** Surface Type Guide
- 2 ea **TELS-14KIT** Nylon In-Track Clip Stop

Standard Kit Sizes			
PART NUMBER	MATERIAL	TRACK LENGTH	DOOR WIDTH
TBS200A-SW/6	Aluminum	72"	36"
TBS200A-SW/8	Aluminum	96"	48"
TBS200A-SW/10	Aluminum	120"	60"
TBS200A-SW/12	Aluminum	144"	72"

800-824-3018 | www.pemko.com  
Check the web site for the up-to-date catalog

Copyright © 2015-2025, ASSA ABLOY Accessories and Door Controls Group, Inc., an ASSA ABLOY Group company. All rights reserved. Reproduction in whole or in part without the express written permission of ASSA ABLOY Accessories and Door Controls Group, Inc. is prohibited.

**PEMKO**  
**ASSA ABLOY**

Experience a safer  
and more open world

## TBS250A-OH Series

For Sliding Panels up to 250 lbs.

Manufactured by Pemko Manufacturing

### Configurations:

- Single
- Bi-parting

### Installations:

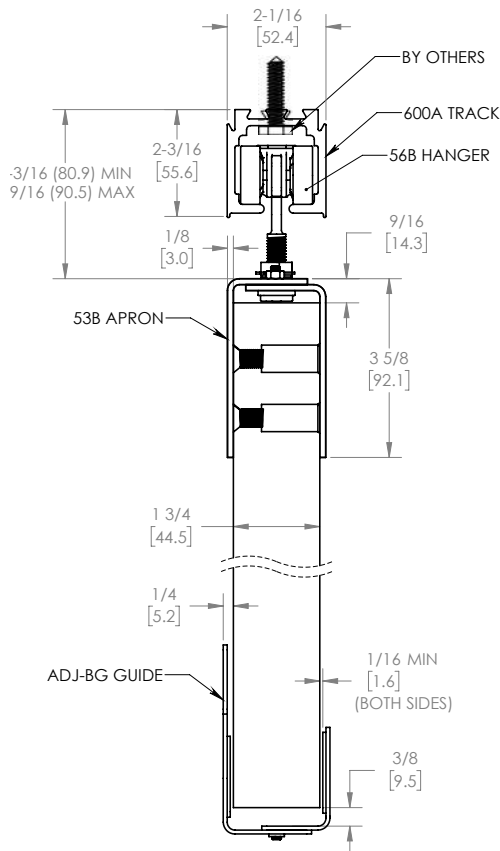
- Overhead Mount

### Features:

- Overhead mount system
- Nylon body and steel ball bearing nylon wheels for smooth operation
- 250 lb. panel capacity
- Mill finished aluminum track 600A
- 2 year warranty
- Meets ADA push force requirements

### TBS250A-OH Kits Include:

- 1 ea **600A** Mill Finished Aluminum Track
- 2 ea **56B** Hangers: Gray Nylon Body, Zinc Coated Steel Pendant Bolt, Steel Ball Bearing Nylon Wheels
- 2 ea **53B/APRON** Mounting Brackets Thru-Bolted
- 1 ea **ADJ-BG** Surface Type Guide
- 2 ea **601P** Nylon In-Track Clip Stop



### Standard Kit Sizes

PART NUMBER	MATERIAL	TRACK LENGTH	DOOR WIDTH
TBS250A-OH/6	Aluminum	72"	36"
TBS250A-OH/8	Aluminum	96"	48"
TBS250A-OH/10	Aluminum	120"	60"
TBS250A-OH/12	Aluminum	144"	72"
TBS250A-OH/16	Aluminum	192"	96"

**PEMKO**  
**ASSA ABLOY**

Experience a safer  
and more open world

800-824-3018 | [www.pemko.com](http://www.pemko.com)  
Check the web site for the up-to-date catalog

Copyright © 2015-2025, ASSA ABLOY Accessories and Door Controls Group, Inc., an ASSA ABLOY Group company. All rights reserved. Reproduction in whole or in part without the express written permission of ASSA ABLOY Accessories and Door Controls Group, Inc. is prohibited.

# TBS250A-SW Series

**For Sliding Panels up to 250 lbs.**  
Manufactured by Pemko Manufacturing

## Configurations:

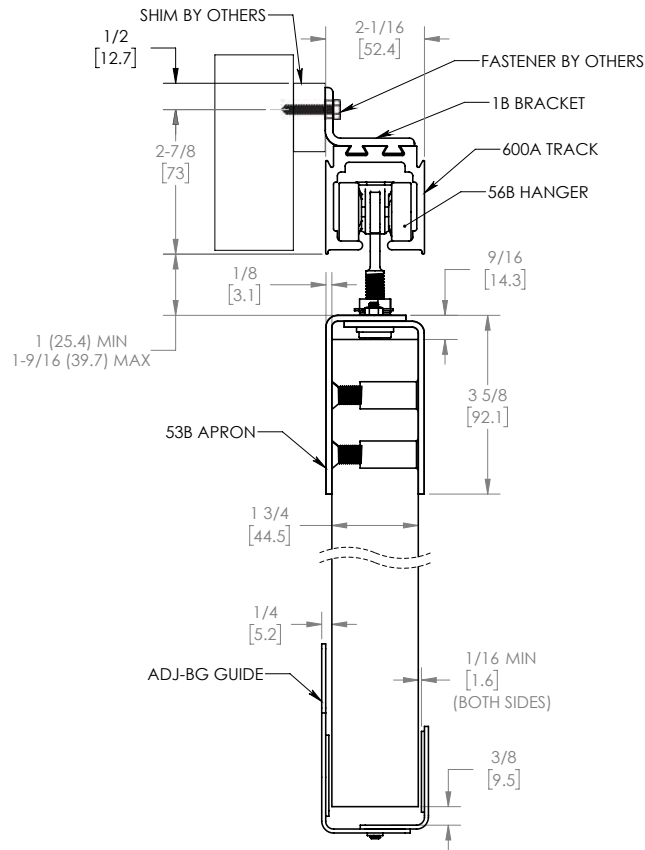
- Single
- Bi-parting

## Installations:

- Side Wall Mount

## Features:

- Side wall mount system
- Nylon body and steel ball bearing nylon wheels for smooth operation
- 250 lb. panel capacity
- Mill finished aluminum track 600A
- 2 year warranty
- Meets ADA push force requirements



## TBS250A-SW Kits Include:

- 1 ea **600A** Mill Finished Aluminum Track
- **1B** Side Wall Mount Track Brackets (One at each end and no more than 3 feet in between)
- 2 ea **56B** Hangers: Gray Nylon Body, Zinc Coated Steel Pendant Bolt, Steel Ball Bearing Nylon Wheels
- 2 ea **53B/APRON** Mounting Brackets Thru-Bolted
- 1 ea **ADJ-BG** Surface Type Guide
- 2 ea **601P** Nylon In-Track Clip Stop

## Standard Kit Sizes

PART NUMBER	MATERIAL	TRACK LENGTH	DOOR WIDTH
TBS250A-SW/6	Aluminum	72"	36"
TBS250A-SW/8	Aluminum	96"	48"
TBS250A-SW/10	Aluminum	120"	60"
TBS250A-SW/12	Aluminum	144"	72"
TBS250A-SW/16	Aluminum	192"	96"

800-824-3018 | [www.pemko.com](http://www.pemko.com)  
Check the web site for the up-to-date catalog

Copyright © 2015-2025, ASSA ABLOY Accessories and Door Controls Group, Inc., an ASSA ABLOY Group company. All rights reserved.  
Reproduction in whole or in part without the express written permission of ASSA ABLOY Accessories and Door Controls Group, Inc. is prohibited.

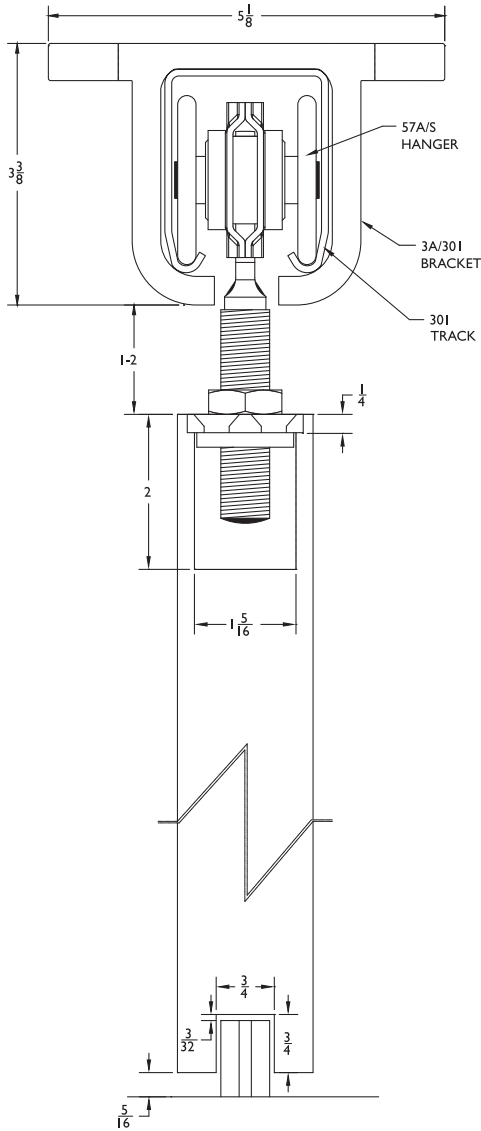
**PEMKO**  
**ASSA ABLOY**

Experience a safer  
and more open world

## H600S-OH Series

For Sliding Panels up to 600 lbs.

Manufactured by P.C. Henderson



89/2N

### Configurations:

- Single
- Bi-parting

### Installations:

- Overhead Mount

### Features:

- Overhead mount system
- Heavy duty zinc coated steel
- Ball bearing wheels
- 600 lb. panel capacity
- Galvanized steel track 301
- 2 year warranty

### H600S-OH Kits Include:

- 1 ea **301** Galvanized Steel Track
- **3A/301** Aluminum Alloy Overhead Mount Track Brackets  
(One at each end and no more than three feet in between)
- 2 ea **1A/301/EC** Aluminum Alloy End Caps
- 2 ea **57A/S** Zinc Coated Steel Body, Wheels, and Pendant Bolt Hangers
- 2 ea **HH3/301** Galvanized Steel In-Track Stops
- 1 ea **89/2N** Gray Nylon Mortise Guide

### Standard Kit Sizes

PART NUMBER	MATERIAL	TRACK LENGTH	DOOR WIDTH
H600S-OH/8	Steel	96"	48"
H600S-OH/10	Steel	120"	60"
H600S-OH/12	Steel	144"	72"

### Options:

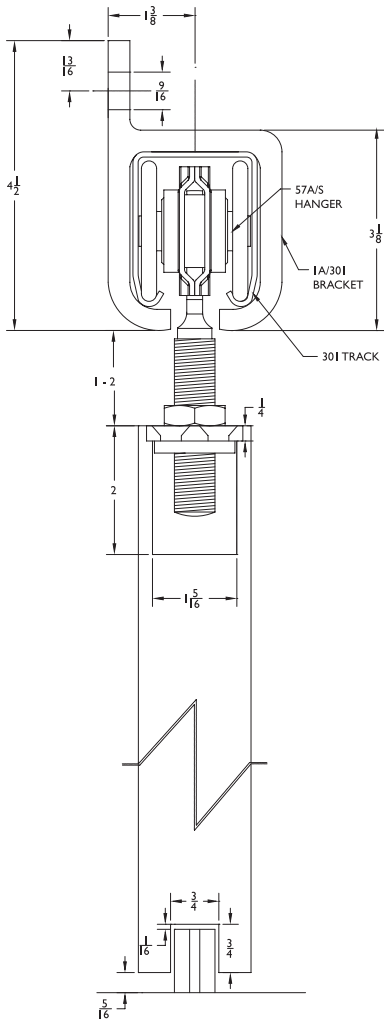
- Bottom Channel **94A**
- Roller Guide **106R/94**
- Mortise Guides **102N**
- Threshold **971A**
- Joining Bracket **3AX/301**
- Stainless Steel Flush Bolt **FB150SS**
- Stainless Steel Flush Pull **503SF**

**PEMKO**  
**ASSA ABLOY**

Experience a safer  
and more open world

# H600S-SW SERIES

**For Sliding Panels up to 600 lbs.**  
 Manufactured by P.C. Henderson



89/2N

## Configurations:

- Single
- Bi-parting

## Installations:

- Side Wall Mount

## Features:

- Side wall mount system
- Heavy duty zinc coated steel
- Ball bearing wheels
- 600 lb. panel capacity
- Galvanized steel track 301
- 2 year warranty

## H600S-SW Kits Include:

- 1 ea **301** Galvanized Steel Track
- **1A/301** Side Wall Mount Track Brackets  
(One at each end and no more than three feet in between)
- 2 ea **1A/301/EC** Aluminum Alloy End Caps
- 2 ea **57A/S** Zinc Coated Steel Body, Wheels, and Pendant Bolt Hangers
- 2 ea **HH3/301** Galvanized Steel In-Track Stops
- 1 ea **89/2N** Gray Nylon Mortise Guide

### Standard Kit Sizes

PART NUMBER	MATERIAL	TRACK LENGTH	DOOR WIDTH
H600S-SW/8	Steel	96"	48"
H600S-SW/12	Steel	144"	72"

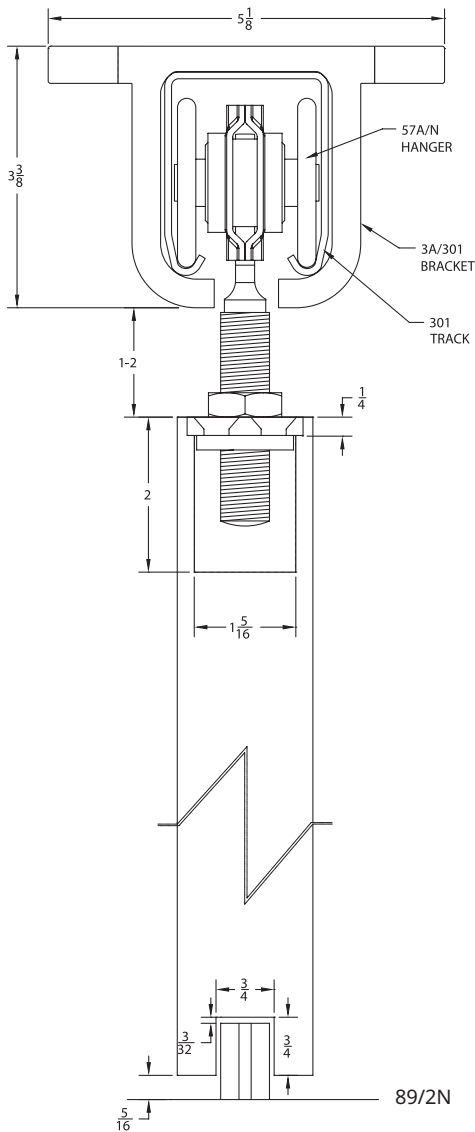
## Options:

- Bottom Channel **94A**
- Roller Guide **106R/94**
- Mortise Guides **102N**
- Side Wall Mortise Guides **102WN**
- Joining Bracket **1AX/301**
- Stainless Steel Flush Bolt **FB150SS**
- Stainless Steel Flush Pull **503SF**

## H800S-OH SERIES

For Sliding Panels up to 800 lbs.

Manufactured by P.C. Henderson



### Configurations:

- Single
- Bi-parting

### Installations:

- Overhead Mount

### Features:

- Overhead mount system
- Heavy duty zinc coated steel body
- Ball bearing nylon wheels for smooth operation
- 800 lb. panel capacity
- Galvanized steel track 301
- 2 year warranty

### H800S-OH Kits Include:

- 1 ea **301** Galvanized Steel Track
- **3A/301** Overhead Mount Track Brackets (One at each end and no more than three feet in between)
- 2 ea **1A/301/EC** Aluminum Alloy End Caps
- 2 ea **57A/N** Zinc Coated Steel Body, Nylon Wheels, and Pendant Bolt Hangers
- 2 ea **HH3/301** Galvanized Steel In-Track Stop
- 1 ea **89/2N** Gray Nylon Mortise Guide

### Standard Kit Sizes

PART NUMBER	MATERIAL	TRACK LENGTH	DOOR WIDTH
H800S-OH/8	Steel	96"	48"
H800S-OH/10	Steel	120"	60"

### Options:

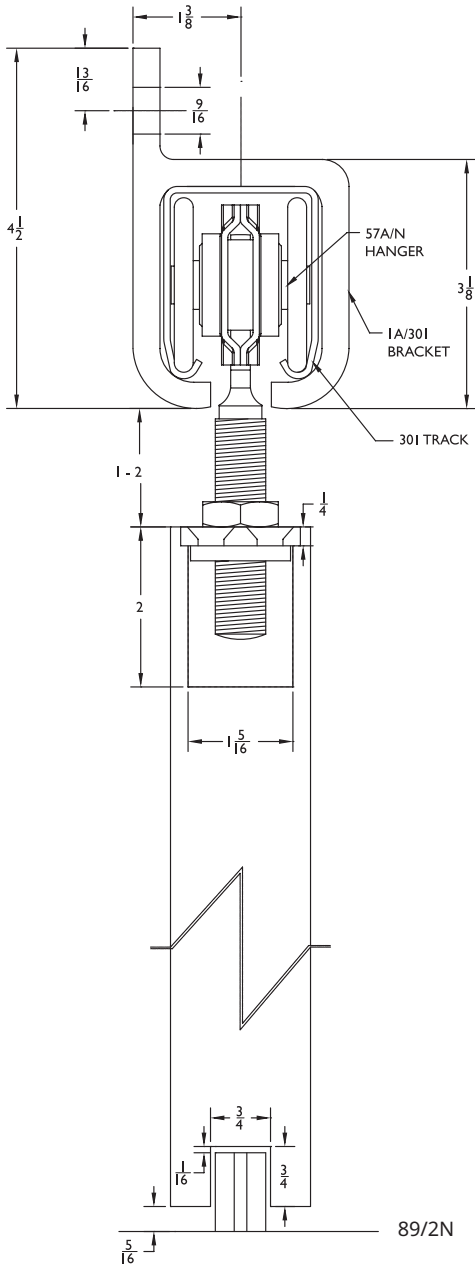
- Bottom Channel **94A**
- Roller Guide **106R/94**
- Mortise Guides **102N**
- Threshold **971A**
- Joining Bracket **3AX/301**
- Stainless Steel Flush Bolt **FB150SS**
- Stainless Steel Flush Pull **503SF**



Experience a safer and more open world

# H800S-SW SERIES

**For Sliding Panels up to 800 lbs.**  
Manufactured by P.C. Henderson



## Configurations:

- Single
- Bi-parting

## Installations:

- Side Wall Mount

## Features:

- Side wall mount system
- Heavy duty zinc coated steel body
- Heavy ball bearing nylon wheels for smooth operation
- 800 lb. panel capacity
- Galvanized steel track 301
- 2 year warranty

## H800S-SW Kits Include:

- 1 ea **301** Galvanized Steel Track
- **1A/301** Aluminum Alloy Side Wall Mount Track Brackets (One at each end and no more than three feet in between)
- 2 ea **1A/301/EC** Aluminum Alloy End Caps
- 2 ea **57A/N** Zinc Coated Steel Body, Nylon Wheels, and Pendant Bolt Hangers
- 2 ea **HH3/301** Galvanized Steel In-Track Stops
- 1 ea **89/2N** Gray Nylon Mortise Guide

Standard Kit Sizes			
PART NUMBER	MATERIAL	TRACK LENGTH	DOOR WIDTH
H800S-SW/6	Steel	72"	36"
H800S-SW/10	Steel	120"	60"
H800S-SW/12	Steel	144"	72"

## Options:

- Bottom Channel **94A**
- Roller Guide **106R/94**
- Mortise Guides **102N**
- Side Wall Mortise Guides **102WN** (nylon) and **102WA** (steel)
- Joining Bracket **1AX/301**
- Stainless Steel Flush Bolt **FB150SS**
- Stainless Steel Flush Pull **503SF**

800-824-3018 | www.pemko.com  
Check the web site for the up-to-date catalog

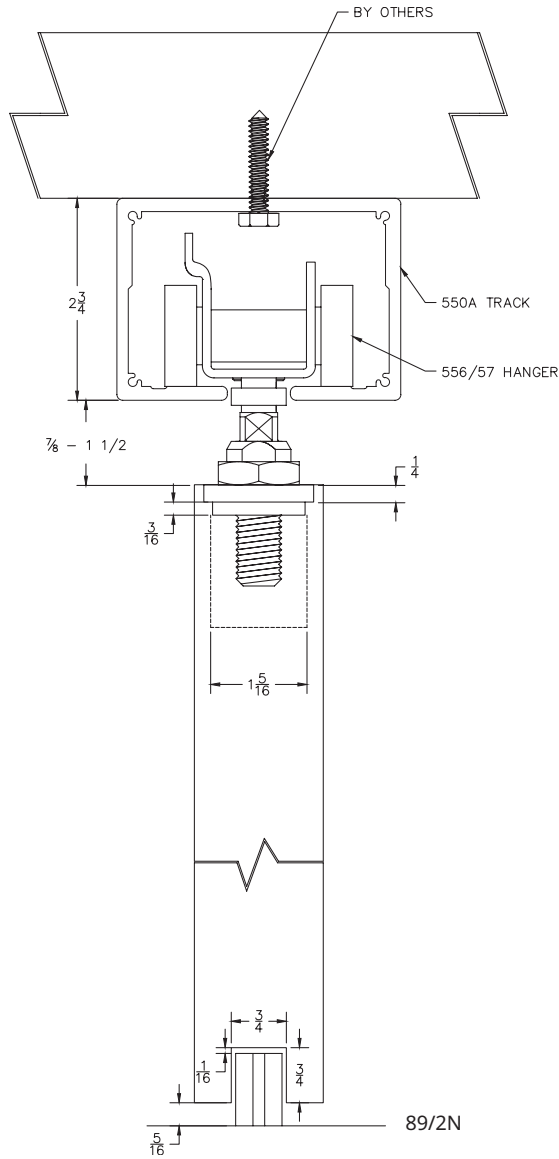
Copyright © 2015-2025, ASSA ABLOY Accessories and Door Controls Group, Inc., an ASSA ABLOY Group company. All rights reserved.  
Reproduction in whole or in part without the express written permission of ASSA ABLOY Accessories and Door Controls Group, Inc. is prohibited.

**PEMCO**  
**ASSA ABLOY**

Experience a safer  
and more open world

# H1100A-OH SERIES

**For Sliding Panels up to 1100 lbs.**  
 Manufactured by P.C. Henderson



**Ideally suited for large doors that require high performance and an attractive finish.**

Typical applications are hotels, conference centers, shop-fronts and showrooms.

**Configurations:**

- Single
- Bi-parting

**Installations:**

- Overhead Mount

**Features:**

- For top hung wood and metal doors
- Heavy duty black painted steel body
- Ball bearing steel wheels
- 1100 lb. panel capacity
- Mill finished aluminum track 550A
- 2 year warranty

**H1100A-OH Kits Include:**

- 1 ea **550A** Mill Finished Aluminum Track
- 2 ea **556/57** Painted Black Steel Body - Zinc Coated Steel Wheels and Pendant Bolt Hangers
- 2 ea **HH3/301** Galvanized Steel In-Track Stops
- 1 ea **89/2N** Gray Nylon Mortise Guide

Standard Kit Sizes			
PART NUMBER	MATERIAL	TRACK LENGTH	DOOR WIDTH
H1100A-OH/6	Aluminum	72"	36"
H1100A-OH/8	Aluminum	96"	48"
H1100A-OH/10	Aluminum	120"	60"
H1100A-OH/12	Aluminum	144"	72"
H1100A-OH/16	Aluminum	197"	98"

**Options:**

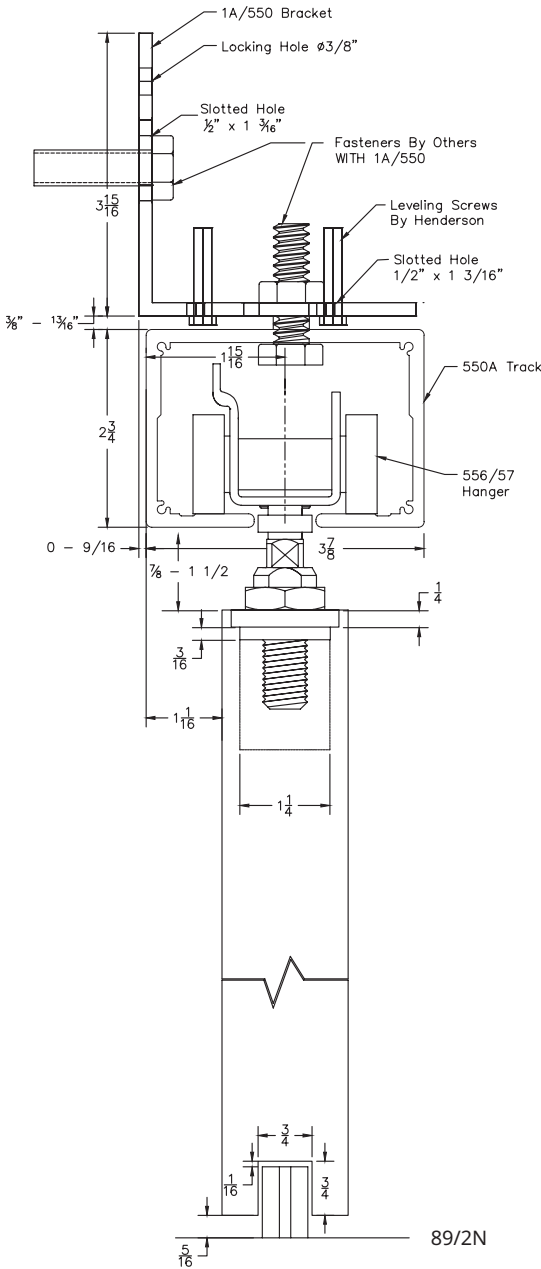
- Bottom Channel **94A**
- Roller Guide **106R/94**
- Threshold **971A**
- Stainless Steel Flush Bolt **FB150SS**
- Stainless Steel Flush Pull **503SF**



Experience a safer and more open world

# H1100A-SW SERIES

**For Sliding Panels up to 1100 lbs.**  
Manufactured by P.C. Henderson



**Ideally suited for large doors that require high performance and an attractive finish.**

Typical applications are hotels, conference centers, shop-fronts and showrooms.

**Configurations:**

- Single
- Bi-parting

**Installations:**

- Side Wall Mount

**Features:**

- Heavy duty black painted steel body ball bearing wheels
- 1100 lb. panel capacity
- Mill finished aluminum track 550A
- 2 year warranty

**H1100A-SW Kits Include:**

- 1 ea **550A** Mill Finished Aluminum Track
- **1A/550** Aluminum Alloy Side Wall Track Bracket  
Fastners not included with 1A/550. (One at each end and no more than three feet in between)
- 2 ea **556/57** Painted Black Steel Body - Zinc Coated Steel Wheels and Pendant Bolt Hangers
- 2 ea **HH3/301** Galvanized Steel In-Track Stops
- 1 ea **89/2N** Gray Nylon Mortise Guide

Standard Kit Sizes			
PART NUMBER	MATERIAL	TRACK LENGTH	DOOR WIDTH
H1100A-SW/6	Aluminum	72"	36"
H1100A-SW/8	Aluminum	96"	48"
H1100A-SW/10	Aluminum	120"	60"
H1100A-SW/12	Aluminum	144"	72"
H1100A-SW/16	Aluminum	197"	98"

**Options:**

- Bottom Channel **94A**
- Roller Guide **106R/94**
- Stainless Steel Flush Bolt **FB150SS**
- Stainless Steel Flush Pull **503SF**

800-824-3018 | www.pemko.com  
Check the web site for the up-to-date catalog

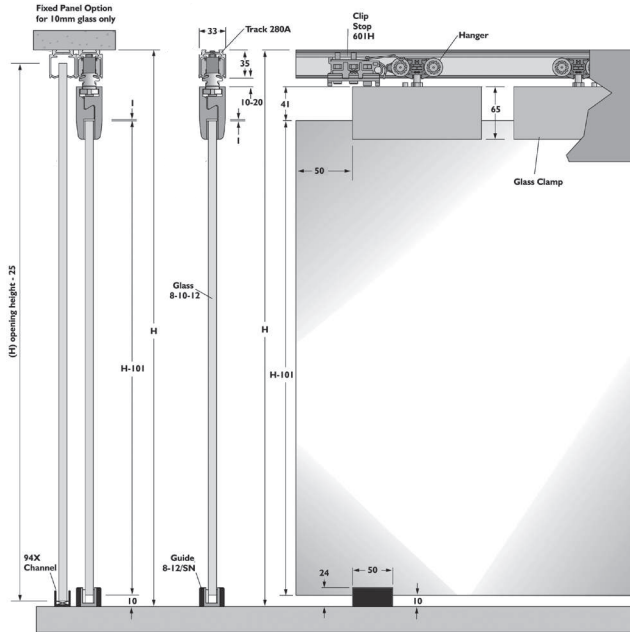
Copyright © 2015-2025, ASSA ABLOY Accessories and Door Controls Group, Inc., an ASSA ABLOY Group company. All rights reserved. Reproduction in whole or in part without the express written permission of ASSA ABLOY Accessories and Door Controls Group, Inc. is prohibited.



Experience a safer and more open world

# HUSKY SLIDING GLASS SERIES

**For Sliding Panels up to 165 lbs.**  
 Manufactured by P.C. Henderson



For lightweight glass applications such as office doors and small glass partitions.

- 2 year warranty

**Capacity:**

Max. door weight 165 lbs. (75kg)  
 Max. door height 7' 10" (2400mm)  
 Max. door width 4' 1" (1250mm)  
 Glass thickness 5/16" (8mm) & 3/8" (10mm)

**Door Types:**

Glass panels of 5/16" (8mm) or 3/8" (10mm) thickness in tempered or laminated glass.  
 Meets ADA push force requirements

**8/HY/75 and 10/HY/75 HUSKY Glass Clamp Kit:**

- 8/HY/75 is for 8mm or 5/16" thick glass
- 10/HY/75 kit is for 10mm or 3/8" thick glass
- 2 ea **284D** Hangers
- 2 ea GLASS Clamps
- 2 ea **601H** End stops
- 1 ea **8-12/SN** adjustable guide for 5/16" or 3/8" glass guide

Standard Track Sizes		
PART NUMBER	MATERIAL	STANDARD TRACK SIZES (Track Ordered Separately)
280C72	Aluminum	72"
280C96	Aluminum	96"

**Options:**

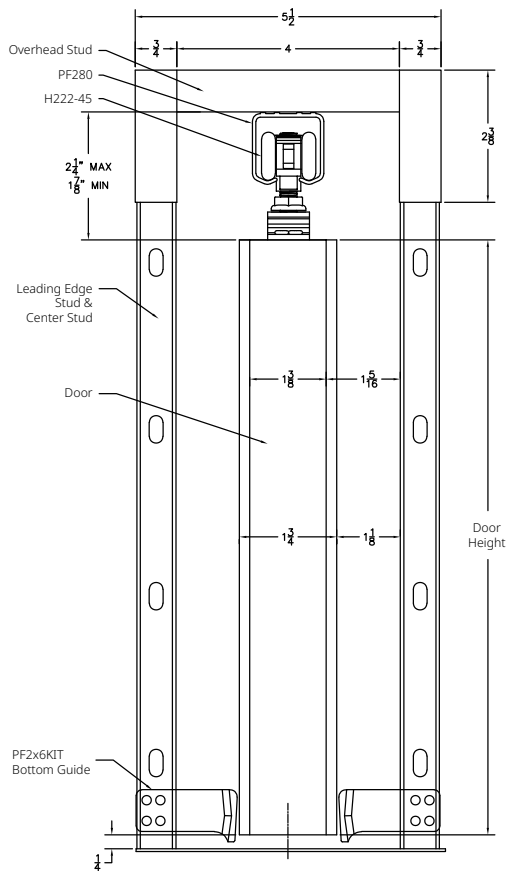
- Face mount bracket: **PC2815** available as 5 pack only, **PC2815** pack of 5 281 zinc plated side wall bracket. NOTE: Need one at each end and no more than 2 feet in-between. Fasteners included.
- Guides: **8-12/SN** adjustable guide for 5/16" or 3/8" glass guide
- Accessories: **601H** retaining stop mounted within the track



Experience a safer and more open world

# POCKET FRAME KIT

For Sliding Panels up to 200 lbs.



NOTE: 3/4" plywood can be installed to the studs in the pocket to add strength and rigidity to pocket door walls.

**Rough Frame Opening Dimensions:**  
2 x Door Width + 1" and Door Height + 5"

## Features:

- Heavy duty hardware supports doors up to 200 lbs. each
- Standard kit is for 1<sup>3/8</sup>" door. For 1<sup>3/4</sup>" door, MUST use PF134KIT (see Options below)
- For standard 3<sup>1/2</sup>" studs only. Not for use with 2x6 or SP6 kits
- Chrome plated steel hangers are corrosion resistant and no maintenance is required
- 5 year warranty
- Meets ADA push force requirements

## Pocket Frame Kit Includes:

- 1 ea Header Track Assembly
- 4 ea **PFAS\_** Aluminum Cased Wood Studs
- 2 ea **PFHB-1** and **PFHB-2** Pre-Mounted Header Brackets
- 2 ea **H222R1** Hangers
- 2 ea **PFFC-8** Floor Cleats
- 1 ea **PFBS** Pocket Frame Bumper Stop
- 1 ea **Bottom Guide**
- PFBG-8** Pocket Frame Bottom Guide for 1 3/8" thick doors mounting hardware
- PF2x6KIT** Pocket Frame Bottom Guide for 2x6 and SP6 kit

Standard Kit Sizes			
2x4 Wood or Metal Stud Constructed Walls	2x6 Wood Stud Constructed Walls	2x6 Metal Stud Constructed Walls	Net Door Size (The Kits can be trimmed in field)
PF28200A6080	PF28200A6080-2x6	PF28200A6080-SP6	2'6" x 6'8"
PF28200A7280	PF28200A7280-2x6	PF28200A7280-SP6	3'0" x 6'8"
PF28200A9680	PF28200A9680-2x6	PF28200A9680-SP6	4'0" x 6'8"
PF28200A6084	PF28200A6084-2x6	PF28200A6084-SP6	2'6" x 7'0"
PF28200A7284	PF28200A7284-2x6	PF28200A7284-SP6	3'0" x 7'0"
PF28200A9684	PF28200A9684-2x6	PF28200A9684-SP6	4'0" x 7'0"
PF28200A6096	PF28200A6096-2x6	PF28200A6096-SP6	2'6" x 8'0"
PF28200A7296	PF28200A7296-2x6	PF28200A7296-SP6	3'0" x 8'0"
PF28200A9696	PF28200A9696-2x6	PF28200A9696-SP6	4'0" x 8'0"

## Options:

- PF134 KIT** - Recommended for use with 1 3/4" thick doors in 2x4 constructed wall kits (3 1/2" stud). Not for use with 2x6 or SP6 stud kits.
  - PFAS84** - For doors over 3' wide an extra pair of 84" center studs with floor cleat for 80" tall doors recommended
  - PFAS88** - For doors over 3' wide an extra pair of 88" center studs with floor cleat for 84" tall doors recommended
  - PFAS100** - For doors over 3' wide an extra pair of 100" center studs with floor cleat for 96" tall doors recommended
  - PFCDKIT** - Conversion Kit to achieve a bipart double door frame
  - PFFKIT-4** - Replacement Hardware Kit for Pemko Pocket Frame Kit for 1 3/4" thick doors (Each contains 2-H222-45 Hangers, 1-PFBS Bumper Stop, 1- PFBG-4 Guide, 2 PFHS Header Shims, 2-PFFC-4 Floor Cleats)
  - PFFKIT-8** - Replacement Hardware Kit for Pemko Pocket Frame Kit for 1<sup>3/8</sup>" thick doors (Each contains 2-H222-45 Hangers, 1-PFBS Bumper Stop, 1- PFBG-8 Guide, 2-PFFC-8 Floor Cleats)
- Soft Close available. See pages 256-258 for more information.

**PEMKO**  
**ASSA ABLOY**

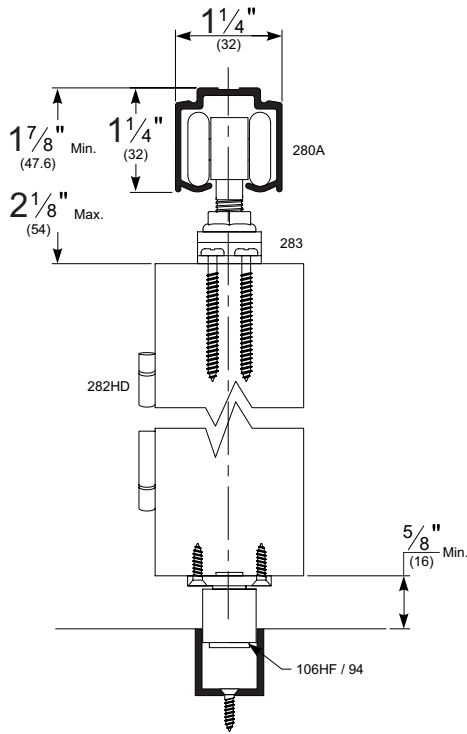
Experience a safer  
and more open world

# FOLDING 100 SERIES

**For Folding Doors up to 100 lbs.  
For Doors up to 24" Wide x 96" Tall**

Manufactured by P.C. Henderson

## 280C Overhead Mounted



### Features:

- For medium weight folding doors
- Two and four leaf kits are available
- 2 year warranty

### Two Panel:

#### HF2/100A Kits Include:

- 1 ea **280C** Clear Anodized Track
- 1 ea **283** Hanger
- 1 ea **289T** Top Pivot
- 1 ea **289B** Bottom Pivot
- 3 ea **282HD26** Hinges
- 1 ea **106HF/94** Roller Guide
- 1 ea **94A** Aluminum Guide Channel
- 1 ea Adjusting Wrench and Mounting Hardware

### Four Panel:

#### HF4/100A Kits Include:

- 1 ea **280C** Clear Anodized Track
- 2 ea **283** Hangers
- 2 ea **289T** Top Pivots
- 2 ea **289B** Bottom Pivots
- 6 ea **282HD26** Hinges
- 2 ea **106HF/94** Roller Guide
- 1 ea **94A** Aluminum Guide Channel
- 1 ea Adjusting Wrench and Mounting Hardware

### Standard Kit Sizes

PART NUMBER	MATERIAL	# OF PANELS	TRACK LENGTH
HF2/100A/2	Aluminum	2	24"
HF2/100A/2'6	Aluminum	2	30"
HF2/100A/3	Aluminum	2	36"
HF2/100A/4	Aluminum	2	48"
HF4/100A/4	Aluminum	4	48"
HF4/100A/5	Aluminum	4	60"
HF4/100A/6	Aluminum	4	72"
HF4/100A/8	Aluminum	4	96"

### Options:

- Mounting Bracket **PC2815** available as 5 pack only, **PC2815** pack of 5 281 zinc plated side wall bracket.  
NOTE: Need one at each end and no more than 2 feet in-between. Fasteners included.
- Threshold **971A**
- Track **280D** dark bronze anodized aluminum

Note: Allow 1/4" clearance at pivot jambs and 1/8" in between hinged doors if hinges are mortised. Allow 3/16" between hinged doors if hinges are surface mounted. Allow 1/8" between doors meeting in the center of the opening on HF4 kits and allow 1/8" between wall and end panel on HF2 kits.



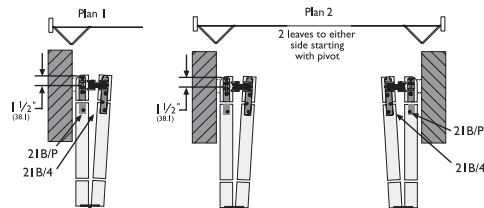
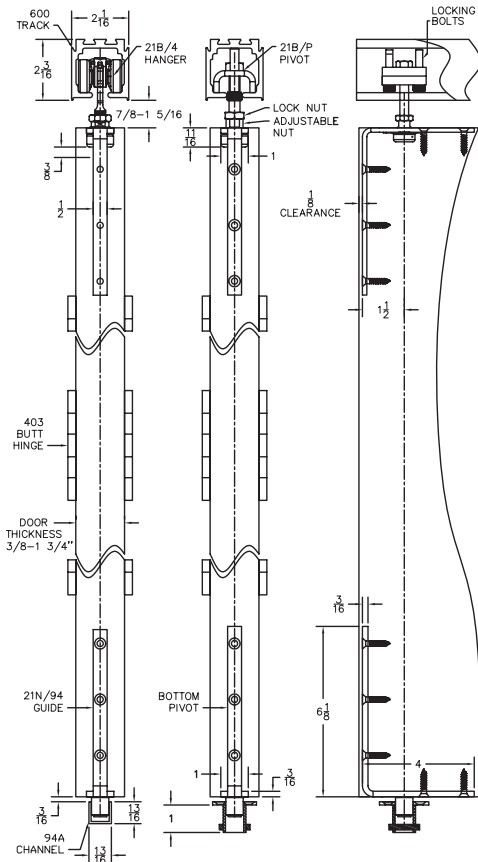
Experience a safer  
and more open world

# PACER INTERIOR END FOLD SERIES

For Folding Doors and Room Dividers up to 165 lbs.

For Doors up to 36" Wide x 106" Tall

Manufactured by P.C. Henderson



## Features:

- For top-hung, medium weight, interior, partition doors
- Ideal in both residential and commercial applications requiring end folding doors
- 2 year warranty

## Two Panel: plan 1

### PIF2/165A Kits Include:

- 1 ea **600A** Mill Finished Aluminum Track
- 1 ea **21B/P** Top and Bottom Pivot Assembly
- 1 ea **21B/4** Nylon Body and Wheels, Zinc Coated Steel Pendant Bolt and Door Bracket Hanger
- 1 ea **21N/94** Nylon Roller Guide on Zinc Coated Steel Door Bracket Bottom Guide
- 4 ea **403/2** Aluminum Alloy Butt Hinges
- 1 ea **94A** Aluminum Guide Channel

## Four Panel: plan 2

### PIF4/165A Kits Include:

- 1 ea **600A** Mill Finished Aluminum Track
- 2 ea **21B/P** Top and Bottom Pivot Assembly
- 2 ea **21B/4** Nylon Body and Wheels, Zinc coated steel Pendant Bolt and Door Bracket Hanger
- 2 ea **21N/94** Nylon Roller Guide on Zinc Coated Steel Door Bracket Bottom Guide
- 8 ea **403/2** Aluminum Alloy Butt Hinges
- 1 ea **94A** Aluminum Guide Channel

Standard Kit Sizes			
PART NUMBER	MATERIAL	# OF PANELS	TRACK LENGTH
PIF2/165A/6	Aluminum	2	72"
PIF4/165A/6	Aluminum	4	72"
PIF4/165A/8	Aluminum	4	96"
PIF4/165A/12	Aluminum	4	2 @ 72"

## Options:

- Threshold **971A**
- Stainless Steel Flush Bolt **FB150SS**
- Stainless Steel Flush Pull **503SF**

NOTE: Allow  $\frac{3}{8}$ " clearance at pivot jambs and  $\frac{1}{8}$ " in between hinged doors if hinges are mortised. Allow  $\frac{7}{16}$ " between hinged doors if hinges are surface mounted. Allow  $\frac{1}{8}$ " between doors meeting in the center of the opening on PIF4 kits and allow  $\frac{1}{8}$ " between wall and end panel on PIF2 kits.

800-824-3018 | www.pemko.com

Check the web site for the up-to-date catalog

Copyright © 2015-2025, ASSA ABLOY Accessories and Door Controls Group, Inc., an ASSA ABLOY Group company. All rights reserved. Reproduction in whole or in part without the express written permission of ASSA ABLOY Accessories and Door Controls Group, Inc. is prohibited.

**PEMCO**  
**ASSA ABLOY**

Experience a safer  
and more open world

# HIDDEN SLIDING DOOR SYSTEM

## Hide Slide™ Series for Wood Doors

For Sliding Panels up to 176 lbs.



### Configurations:

- Single
- Bi-parting

### Installations:

- Side Wall Mount

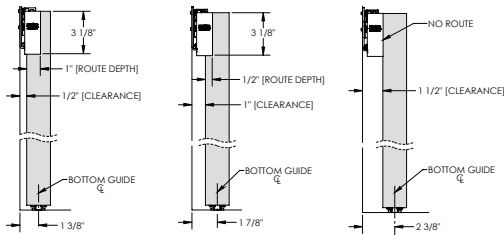
### Features:

- Soft open and close
- Nylon wheels with steel ball bearings for smooth operation
- 176 lb. panel capacity
- 5 year warranty

### Hide Slide Kits Include:

- |      |                                 |      |                             |
|------|---------------------------------|------|-----------------------------|
| 1 ea | Aluminum Track                  | 1 ea | Adjustable Top Roller       |
| 2 ea | Soft Close Devices              | 1 ea | Safety Cable                |
| 2 ea | Backup Hard Stops               | 2 ea | Bottom Rollers              |
| 2 ea | Cable Clamps                    | 1 ea | Bottom Guide                |
| 2 ea | End Caps                        | 1 ea | Bottom Guide Channel Insert |
| 1 ea | Flush Pull (HIDESLIDE/PULL-BSP) |      |                             |

### Wall to Door Clearances



Note: Depth of top route determines clearance between wall and door.

### STANDARD KIT SIZE

Part Number	Track Length	Door Width	Opening Width
HIDESLIDE/48	48"	32" - 48"	24" - 40"

Notes: Door width determined by overlap configurations (see images below)  
Door height determined using a 3/8" undercut and 3" top overlap

### Options:

Flush Pull

**503SF** (For Rockwood options, [click here](#))

Mill Aluminum Bottom Track

**18/1A** use in carpeted applications. Order 2" wide by length with beveled edges. Consider 18/1A height of 1/8" in door height calculations.

Sliding Door Lock

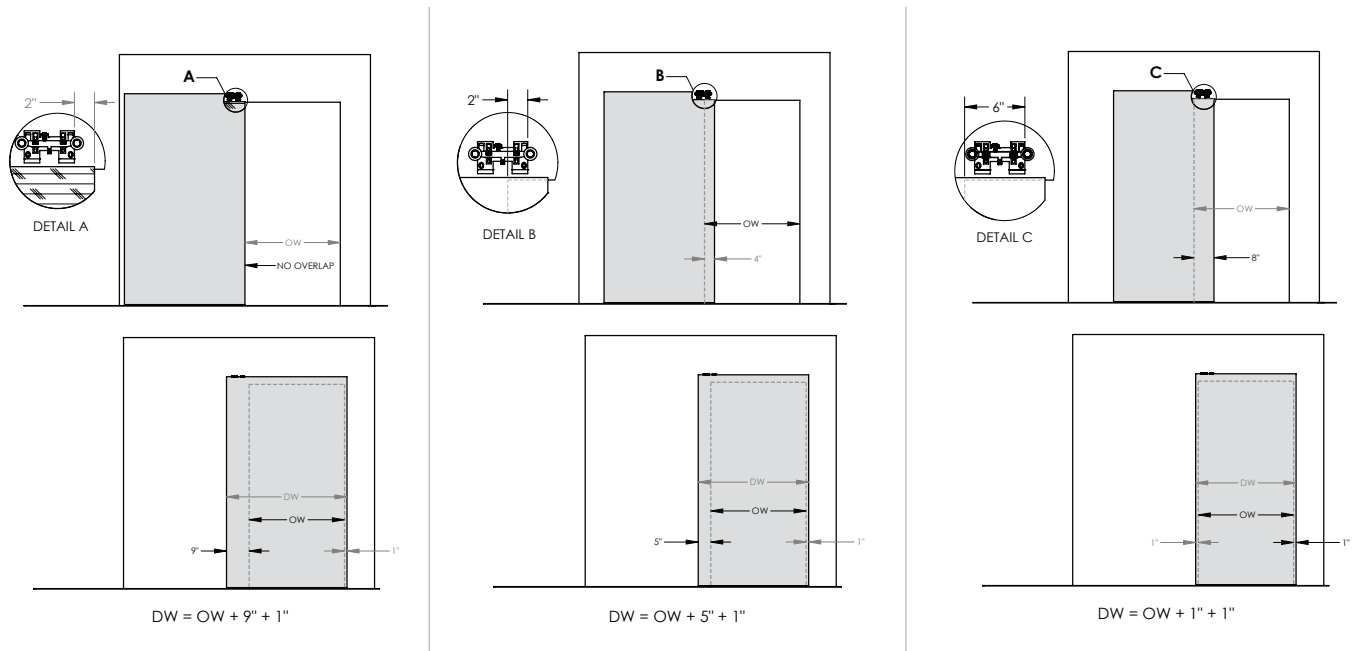
**SDL\_ / SDL\_-ADA**

Automatic Door Slider

**PSLIDE** (See product page for more details)

### Overlap Configurations

Note: Please refer to the ordering guide for the exact door size needed.



Experience a safer and more open world

800-824-3018 | [www.pemko.com](http://www.pemko.com)  
Check the web site for the up-to-date catalog

Copyright © 2015-2025, ASSA ABLOY Accessories and Door Controls Group, Inc., an ASSA ABLOY Group company. All rights reserved. Reproduction in whole or in part without the express written permission of ASSA ABLOY Accessories and Door Controls Group, Inc. is prohibited.

# FLEXIROL INTERIOR END FOLD SERIES

For Folding Doors and Room Dividers up to 275 lbs.

For Doors up to 48" Wide x 177" Tall

Manufactured by P.C. Henderson



### Features:

- For top-hung, heavy weight, interior, partition doors.
- Specifically designed for commercial applications requiring end folding doors
- 2 year warranty.

### Two Panel: plan 1

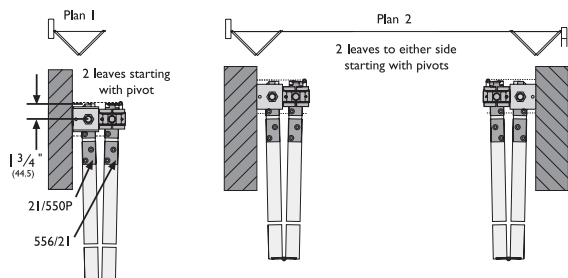
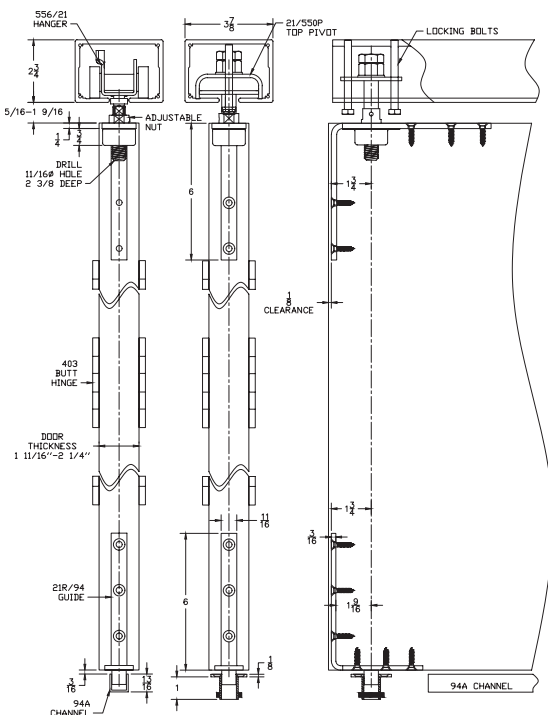
#### FIF2/275A Kits Include:

- 1 ea **550A** Mill Finished Aluminum Track
- 1 ea **21/550/P** Top and Bottom Pivot Assembly
- 1 ea **556/21** Zinc Coated Steel Wheels, Pendant Bolt, Body, and Door Bracket
- 1 ea **21R/94** Bottom Guide
- 4 ea **403/2** Aluminum Alloy Butt Hinges
- 1 ea **94A** Aluminum Guide Channel

### Four Panel: plan 2

#### FIF4/275A Kits Include:

- 1 ea **550A** Mill Finished Aluminum Track
- 2 ea **21/550/P** Top and Bottom Pivot Assembly
- 2 ea **556/21** Zinc Coated Steel Wheels, Pendant Bolt, Body, and Door Bracket
- 2 ea **21R/94** Bottom Guide
- 8 ea **403/2** Aluminum Alloy Butt Hinges
- 1 ea **94A** Aluminum Guide Channel



Standard Kit Sizes			
Part Number	Material	# of Panels	Track Length
FIF2/275A/8	Aluminum	2	96"
FIF4/275A/8	Aluminum	4	96"
FIF4/275A/12	Aluminum	4	2 @ 72"
FIF4/275A/16	Aluminum	4	2 @ 96"

### Options:

- Threshold **971A**
- Stainless Steel Flush Bolt **FB150SS**
- Stainless Steel Flush Pull **503SF**

NOTE: Allow  $\frac{3}{8}$ " clearance at pivot jambs and  $\frac{1}{8}$ " in between hinged doors if hinges are mortised. Allow  $\frac{7}{16}$ " between hinged doors if hinges are surface mounted. Allow  $\frac{1}{8}$ " between doors meeting in the center of the opening on FIF4 kits and allow  $\frac{1}{8}$ " between wall and end panel on FIF2 kits.

800-824-3018 | www.pemko.com

Check the web site for the up-to-date catalog

Copyright © 2015-2025, ASSA ABLOY Accessories and Door Controls Group, Inc., an ASSA ABLOY Group company. All rights reserved. Reproduction in whole or in part without the express written permission of ASSA ABLOY Accessories and Door Controls Group, Inc. is prohibited.

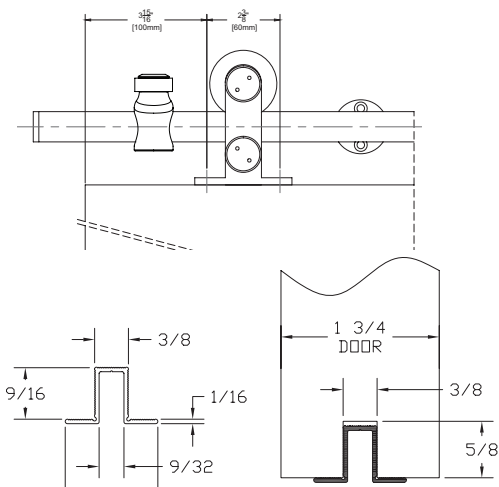
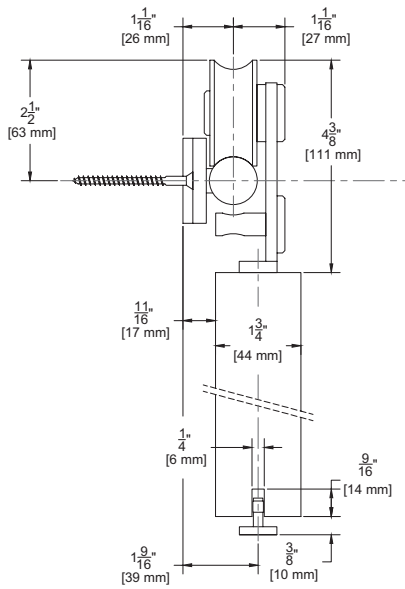

**PEMKO**  
**ASSA ABLOY**

Experience a safer  
and more open world

# STAINLESS STEEL SLIDING TRACK HARDWARE SYSTEM

## W60 SERIES FOR WOOD DOORS

For Sliding Panels up to 176 lbs.



NOTE: Alternate route dimension when using optional EPD3BL



Experience a safer and more open world

### Configurations:

- Single
- Bi-parting

### Features:

- Made of 304 stainless steel
- Nylon coated stainless steel wheel for smooth operation
- 176 lb. panel capacity
- 5 year warranty
- Meets ADA push force requirements

### Finishes:

- Brushed Stainless Steel (W60)
- Black Powder Coated Stainless Steel (W60D)
- Polished Stainless Steel (W60P)

### Installations:

- Side Wall Mount (only)

### W60 Kits Include:

- 1 ea **BAR/** Stainless Steel Track
- **BRACKET2** Stainless Steel Wall Brackets
- 2 ea **62** Stainless Steel Hangers
- 1 ea **102SS-KIT** Stainless Steel Guide
- 2 ea **STOP3** Stainless Steel Stops Mounting Hardware

NOTE: If ordering individual parts in the optional Black Powder Coat, Polished finishes be sure to include a prefix "D" for Black Powder Coat, "P" for Polished Stainless

Standard Kit Sizes			
PART NUMBER	MATERIAL	TRACK LENGTH	DOOR WIDTH
W60/6	304 Stainless Steel	78 <sup>3</sup> / <sub>4</sub> "	36"
W60/8	304 Stainless Steel	98 <sup>7</sup> / <sub>16</sub> "	48"
W60D/6	Black Powder Coated Stainless Steel	78 <sup>3</sup> / <sub>4</sub> "	36"
W60D/8	Black Powder Coated Stainless Steel	98 <sup>7</sup> / <sub>16</sub> "	48"
W60P/6	304 Polished Stainless Steel	78 <sup>3</sup> / <sub>4</sub> "	36"
W60P/8	304 Polished Stainless Steel	98 <sup>7</sup> / <sub>16</sub> "	48"

Custom lengths are available. Please contact the factory to order.

### Options:

- Hardware Pack (One Door)
- Mortise Guides
- Polypropylene Guide Rail
- 5/8" Spacer

### W60\_H/PACK

#### 102N

**EPD3BL** For Use With 102N

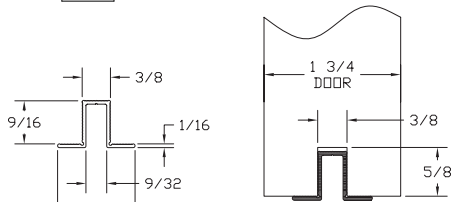
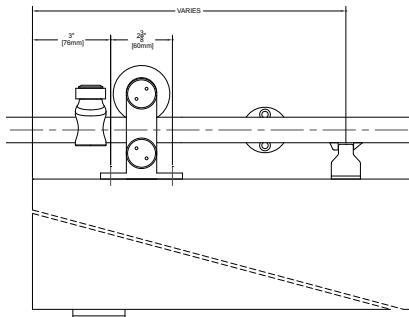
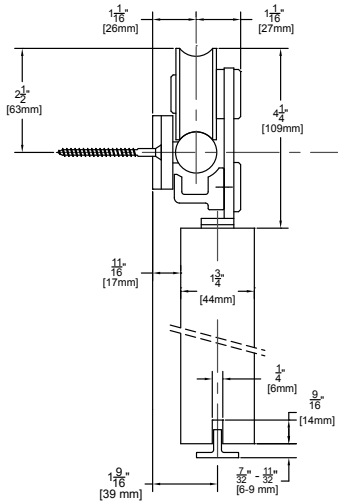

**BLD-SPACER-58** Pack of 5 5/8" Spacer Recommended for use with 5/8" Gypsum Board When Mounting Track Directly to Gypsum Board



# SOFT CLOSE STAINLESS STEEL SLIDING TRACK HARDWARE SYSTEM

## SFT-W60 SERIES FOR WOOD DOORS

For Sliding Panels up to 176 lbs.



NOTE: Alternate route dimension when using optional EPD3BL

### Configurations:

- Single

### Installations:

- Side Wall Mount (only)

### Features:

- Made of 304 stainless steel
- Soft Close
- Nylon coated stainless steel wheel for smooth operation
- 176 lb. panel capacity
- 5 year warranty
- Meets ADA push force requirements

### Finishes:

- Brushed Stainless Steel

### SFT-W60 Kits Include:

- 1 ea **SC-BAR/** Stainless Steel Track with Two Soft Close Devices
- **BRACKET2** Stainless Steel Wall Brackets
- 2 ea **SC-62** Stainless Steel Hangers
- 1 ea **102SS-KIT** Stainless Steel Guide
- 2 ea **STOP3** Stainless Steel Stops Mounting Hardware
- 2 ea **SC-TRG** Soft Close Activators

Standard Kit Sizes			
PART NUMBER	MATERIAL	TRACK LENGTH	DOOR WIDTH
SFT-W60/6	304 Stainless Steel	78 <sup>3</sup> / <sub>4</sub> "	36"
SFT-W60/8	304 Stainless Steel	98 <sup>7</sup> / <sub>16</sub> "	48"

### Options:

- Hardware Pack (One Door)
- Mortise Guides
- Polypropylene Guide Rail
- 5/8" Spacer

### SC-W60H/PACK

### 102N

### EPD3BL For Use With 102N and 102SS-KIT

**BLD-SPACER-58** Pack of 5 5/8" Spacer  
Recommended for use with 5/8" Gypsum Board  
When Mounting Track Directly to Gypsum Board



Experience a safer and more open world

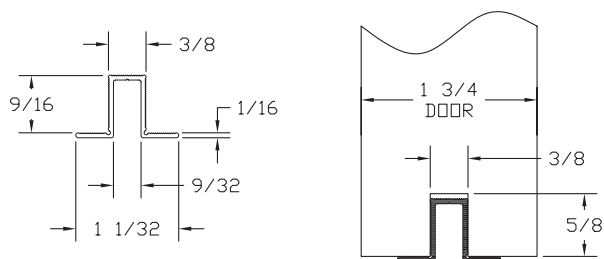
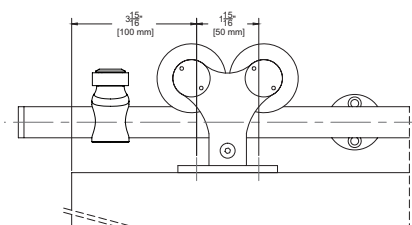
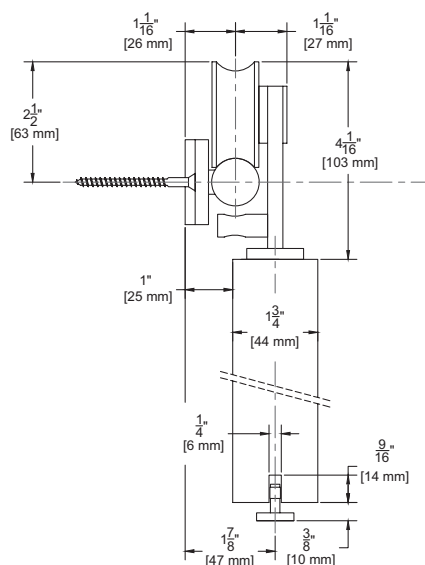
800-824-3018 | www.pemko.com  
Check the web site for the up-to-date catalog

Copyright © 2015-2025, ASSA ABLOY Accessories and Door Controls Group, Inc., an ASSA ABLOY Group company. All rights reserved. Reproduction in whole or in part without the express written permission of ASSA ABLOY Accessories and Door Controls Group, Inc. is prohibited.

# STAINLESS STEEL SLIDING TRACK HARDWARE SYSTEM

## W70 SERIES FOR WOOD DOORS

For Sliding Panels up to 240 lbs.



NOTE: Alternate route dimension when using optional EPD3BL

### Configurations:

- Single
- Bi-parting

### Installations:

- Side Wall Mount (only)

### Features:

- Made of 304 stainless steel
- Nylon coated stainless steel wheel for smooth operation
- 240 lb. panel capacity
- 5 year warranty
- Meets ADA push force requirements

### Finishes:

- Brushed Stainless Steel (W70)
- Black Powder Coated Stainless Steel (W70D)
- Polished Stainless Steel (W70P)

### W70 Kits Include:

- 1 ea **BAR/\_** Stainless Steel Track
- **BRACKET2** Stainless Steel Wall Brackets
- 2 ea **WD72** Stainless Steel Hangers
- 1 ea **102SS-KIT** Stainless Steel Guide
- 2 ea **STOP3** Stainless Steel Stops Mounting Hardware

NOTE: If ordering individual parts in the optional Black Powder Coat, Polished finishes be sure to include a prefix "D" for Black Powder Coat, or "P" for Polished Stainless

Standard Kit Sizes			
PART NUMBER	MATERIAL	TRACK LENGTH	DOOR WIDTH
W70/6	304 Stainless Steel	78 <sup>3</sup> / <sub>4</sub> "	36"
W70/8	304 Stainless Steel	98 <sup>7</sup> / <sub>16</sub> "	48"
W70D/6	Black Powder Coated Stainless Steel	78 <sup>3</sup> / <sub>4</sub> "	36"
W70D/8	Black Powder Coated Stainless Steel	98 <sup>7</sup> / <sub>16</sub> "	48"
W70P/6	304 Polished Stainless Steel	78 <sup>3</sup> / <sub>4</sub> "	36"
W70P/8	304 Polished Stainless Steel	98 <sup>7</sup> / <sub>16</sub> "	48"

Custom lengths are available. Please contact the factory to order.

### Options:

- Hardware Pack (One Door)
- Alternate Stop
- Mortise Guides
- Polypropylene Guide Rail
- 5/8" Spacer

### W70\_H/PACK

#### STOP1

#### 102N

#### EPD3BL For Use With 102N

**BLD-SPACER-58** Pack of 5 5/8" Spacer  
Recommended for use with 5/8" Gypsum Board  
When Mounting Track Directly to Gypsum Board

800-824-3018 | www.pemko.com

Check the web site for the up-to-date catalog

Copyright © 2015-2025, ASSA ABLOY Accessories and Door Controls Group, Inc., an ASSA ABLOY Group company. All rights reserved. Reproduction in whole or in part without the express written permission of ASSA ABLOY Accessories and Door Controls Group, Inc. is prohibited.

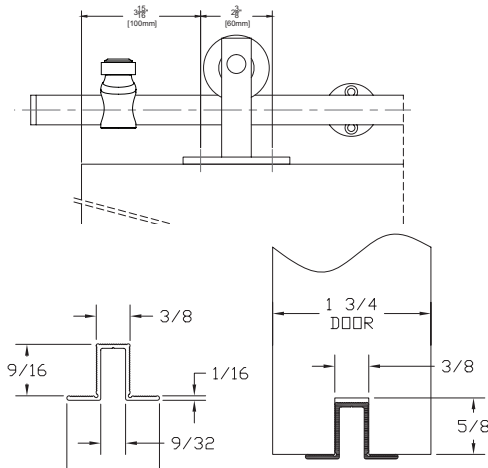
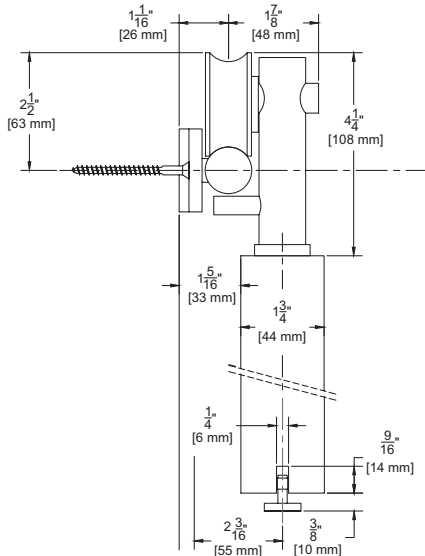

**PEMKO**  
**ASSA ABLOY**

Experience a safer  
and more open world

# STAINLESS STEEL SLIDING TRACK HARDWARE SYSTEM

## W80 SERIES FOR WOOD DOORS

For Sliding Panels up to 176 lbs.



NOTE: Alternate route dimension when using optional EPD3BL



Experience a safer and more open world

### Configurations:

- Single
- Bi-parting

### Installations:

- Side Wall Mount (only)

### Features:

- Made of 304 stainless steel
- Nylon coated stainless steel wheel for smooth operation
- 176 lb. panel capacity
- 5 year warranty
- Meets ADA push force requirements

### Finishes:

- Brushed Stainless Steel (W80)
- Black Powder Coated Stainless Steel (W80D)
- Polished Stainless Steel (W80P)

### W80 Kits Include:

- 1 ea **BAR/\_** Stainless Steel Track
- **BRACKET2** Stainless Steel Wall Brackets
- 2 ea **WD82** Stainless Steel Hangers
- 1 ea **102SS-KIT** Stainless Steel Guide
- 2 ea **STOP3** Stainless Steel Stops Mounting Hardware

NOTE: If ordering individual parts in the optional Black Powder Coat, Polished finishes be sure to include a prefix "D" for Black Powder Coat, or "P" for Polished Stainless

Standard Kit Sizes			
PART NUMBER	MATERIAL	TRACK LENGTH	DOOR WIDTH
W80/6	304 Stainless Steel	78 <sup>3</sup> / <sub>4</sub> "	36"
W80/8	304 Stainless Steel	98 <sup>7</sup> / <sub>16</sub> "	48"
W80D/6	Black Powder Coated Stainless Steel	78 <sup>3</sup> / <sub>4</sub> "	36"
W80D/8	Black Powder Coated Stainless Steel	98 <sup>7</sup> / <sub>16</sub> "	48"
W80P/6	304 Polished Stainless Steel	78 <sup>3</sup> / <sub>4</sub> "	36"
W80P/8	304 Polished Stainless Steel	98 <sup>7</sup> / <sub>16</sub> "	48"

Custom lengths are available. Please contact the factory to order.

### Options:

- Hardware Pack (One Door)
- Mortise Guides
- Polypropylene Guide Rail
- 5/8" Spacer

### W80\_H/PACK

#### 102N

**EPD3BL** For Use With 102N

**BLD-SPACER-58** Pack of 5 5/8" Spacer Recommended for use with 5/8" Gypsum Board When Mounting Track Directly to Gypsum Board

800-824-3018 | www.pemko.com

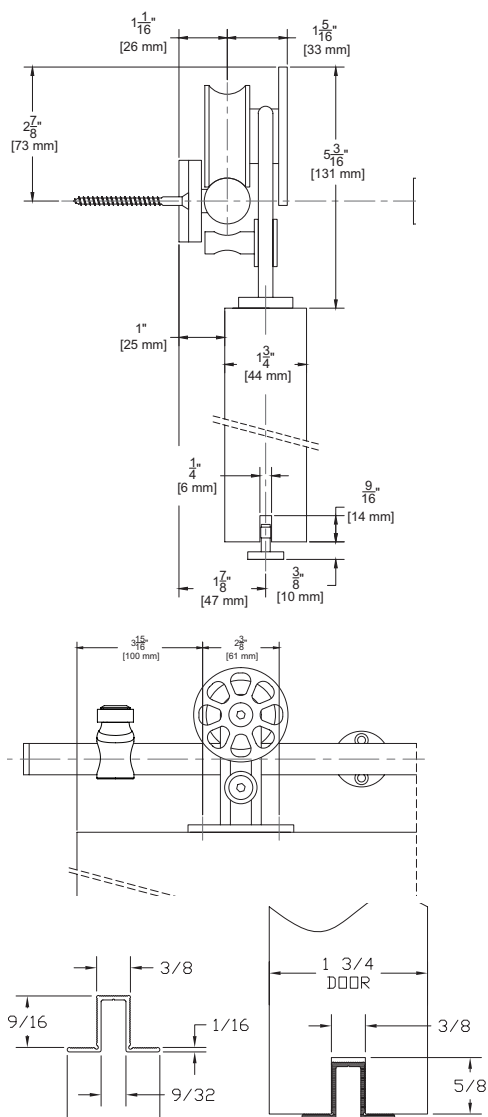

Check the web site for the up-to-date catalog

Copyright © 2015-2025, ASSA ABLOY Accessories and Door Controls Group, Inc., an ASSA ABLOY Group company. All rights reserved. Reproduction in whole or in part without the express written permission of ASSA ABLOY Accessories and Door Controls Group, Inc. is prohibited.

# STAINLESS STEEL SLIDING TRACK HARDWARE SYSTEM

## W90 SERIES FOR WOOD DOORS

For Sliding Panels up to 176 lbs.



NOTE: Alternate route dimension when using optional EPD3BL

### Configurations:

- Single
- Bi-parting

### Installations:

- Side Wall Mount (only)

### Features:

- Made of 304 stainless steel
- Nylon coated stainless steel wheel for smooth operation
- 176 lb. panel capacity
- 5 year warranty
- Meets ADA push force requirements

### Finishes:

- Brushed Stainless Steel (W90)
- Black Powder Coated Stainless Steel (W90D)

### W90 Kits Include:

- 1 ea **BAR/\_** Stainless Steel Track
- **BRACKET2** Stainless Steel Wall Brackets
- 2 ea **WD92** Stainless Steel Hangers
- 1 ea **102SS-KIT** Stainless Steel Guide
- 2 ea **STOP3** Stainless Steel Stops Mounting Hardware

NOTE: If ordering individual parts in the optional Black Powder Coat, be sure to include a prefix "D" for Black Powder Coat

Standard Kit Sizes			
PART NUMBER	MATERIAL	TRACK LENGTH	DOOR WIDTH
W90/6	304 Stainless Steel	78 <sup>3</sup> / <sub>4</sub> "	36"
W90/8	304 Stainless Steel	98 <sup>7</sup> / <sub>16</sub> "	48"
W90D/6	Black Powder Coated Stainless Steel	78 <sup>3</sup> / <sub>4</sub> "	36"
W90D/8	Black Powder Coated Stainless Steel	98 <sup>7</sup> / <sub>16</sub> "	48"

Custom lengths are available. Please contact the factory to order.

### Options:

- Hardware Pack (One Door) **W90\_H/PACK**
- Mortise Guides **102N**
- Polypropylene Guide Rail **EPD3BL** For Use With 102N
- 5/8" Spacer **BLD-SPACER-58** Pack of 5 5/8" Spacer Recommended for use with 5/8" Gypsum Board When Mounting Track Directly to Gypsum Board

800-824-3018 | www.pemko.com

Check the web site for the up-to-date catalog

Copyright © 2015-2025, ASSA ABLOY Accessories and Door Controls Group, Inc., an ASSA ABLOY Group company. All rights reserved. Reproduction in whole or in part without the express written permission of ASSA ABLOY Accessories and Door Controls Group, Inc. is prohibited.

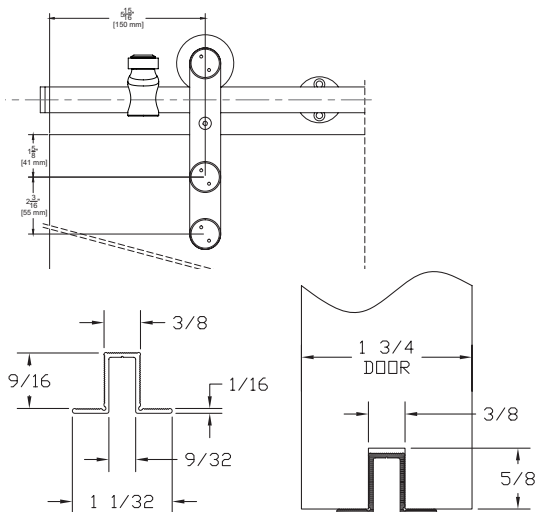
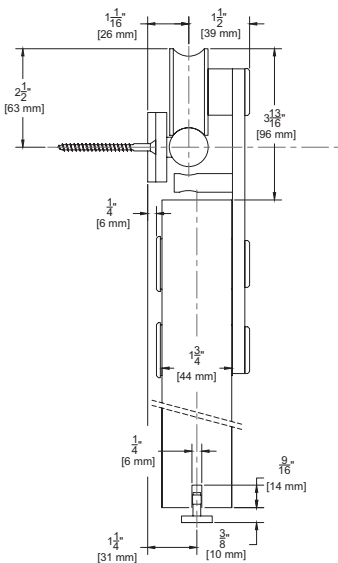
**PEMKO**  
**ASSA ABLOY**

Experience a safer  
and more open world

# STAINLESS STEEL SLIDING TRACK HARDWARE SYSTEM

## W100 SERIES FOR WOOD DOORS

For Sliding Panels up to 198 lbs.



NOTE: Alternate route dimension when using optional EPD3BL



Experience a safer and more open world

### Configurations:

- Single
- Bi-parting

### Installations:

- Side Wall Mount (only)

### Features:

- Made of 304 stainless steel
- Nylon coated stainless steel wheel for smooth operation
- 198 lb. panel capacity
- 5 year warranty
- Meets ADA push force requirements

### Finishes:

- Brushed Stainless Steel (W100)
- Black Powder Coated Stainless Steel (W100D)
- Polished Stainless Steel (W100P)

### W100 Kits Include:

- 1 ea **BAR/\_** Stainless Steel Track
- **BRACKET2** Stainless Steel Wall Brackets
- 2 ea **WD111** Stainless Steel Hangers
- 1 ea **102SS-KIT** Stainless Steel Guide
- 2 ea **STOP3** Stainless Steel Stops Mounting Hardware

NOTE: If ordering individual parts in the optional Black Powder Coat, Polished finishes be sure to include a prefix "D" for Black Powder Coat, or "P" for Polished Stainless

Standard Kit Sizes			
PART NUMBER	MATERIAL	TRACK LENGTH	DOOR WIDTH
W100/6	304 Stainless Steel	78 <sup>3</sup> / <sub>4</sub> "	36"
W100/8	304 Stainless Steel	98 <sup>7</sup> / <sub>16</sub> "	48"
W100D/6	Black Powder Coated Stainless Steel	78 <sup>3</sup> / <sub>4</sub> "	36"
W100D/8	Black Powder Coated Stainless Steel	98 <sup>7</sup> / <sub>16</sub> "	48"
W100P/6	304 Polished Stainless Steel	78 <sup>3</sup> / <sub>4</sub> "	36"
W100P/8	304 Polished Stainless Steel	98 <sup>7</sup> / <sub>16</sub> "	48"

Custom lengths are available. Please contact the factory to order.

### Options:

- Hardware Pack (One Door)
- Mortise Guides
- Polypropylene Guide Rail
- 5/8" Spacer

### W100\_H/PACK

#### 102N

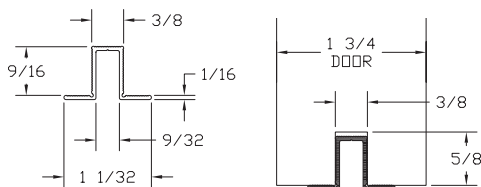
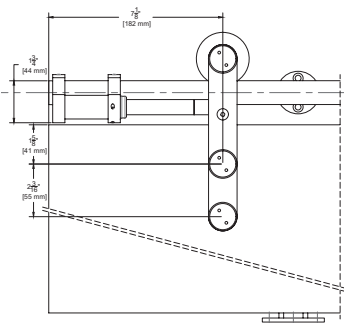
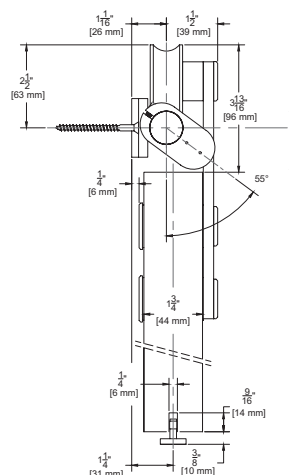
**EPD3BL** For Use With 102N

**BLD-SPACER-58** Pack of 5 5/8" Spacer Recommended for use with 5/8" Gypsum Board When Mounting Track Directly to Gypsum Board

# STAINLESS STEEL SLIDING TRACK HARDWARE SYSTEM WITH CUSHION STOP

## CS-W100 SERIES FOR WOOD DOORS

For Sliding Panels up to 198 lbs.



NOTE: Alternate route dimension when using optional EPD3BL

### Configurations:

- Single

### Installations:

- Side Wall Mount (only)

### Features:

- Made of 304 stainless steel
- Prevents door racking and bounce back
- Extends life of upper hardware
- Nylon coated stainless steel wheel for smooth operation
- 198 lb. panel capacity
- 5 year warranty
- Meets ADA push force requirements

### Finishes:

- Brushed Stainless Steel
- Black Powder Coated Stainless Steel

### CS-W100 Kits Include:

- 1 ea **BAR/\_** Stainless Steel Track
- **BRACKET2** Stainless Steel Wall Brackets
- 2 ea **WD111** Stainless Steel Hangers
- 1 ea **102SS-KIT** Stainless Steel Guide
- 1 pr **CS-003SS** Stainless Steel Cushion Stops

NOTE: If ordering individual parts in the optional Dark Bronze or Polished finishes, be sure to include a suffix "D" for Dark Bronze or "P" for Polished Stainless

Standard Kit Sizes			
PART NUMBER	MATERIAL	TRACK LENGTH	DOOR WIDTH
CS- W100/6	304 Stainless Steel	78 <sup>3</sup> / <sub>4</sub> "	36"
CS- W100/8	304 Stainless Steel	98 <sup>7</sup> / <sub>16</sub> "	48"
CS- W100D/6	Black Powder Coated Stainless Steel	78 <sup>3</sup> / <sub>4</sub> "	36"
CS- W100D/8	Black Powder Coated Stainless Steel	98 <sup>7</sup> / <sub>16</sub> "	48"

Custom lengths are available. Please contact the factory to order.

### Options:

Mortise Guides

Polypropylene Guide Rail

Cushion Stops

5/8" Spacer

### 102N

**EPD3BL For Use With 102SS-KIT**

**CS-003SS** (sold as pair) For use with existing openings that have W100 hardware installed

**BLD-SPACER-58** Pack of 5 5/8" Spacer Recommended for use with 5/8" Gypsum Board When Mounting Track Directly to Gypsum Board

800-824-3018 | www.pemko.com

Check the web site for the up-to-date catalog

Copyright © 2015-2025, ASSA ABLOY Accessories and Door Controls Group, Inc., an ASSA ABLOY Group company. All rights reserved. Reproduction in whole or in part without the express written permission of ASSA ABLOY Accessories and Door Controls Group, Inc. is prohibited.

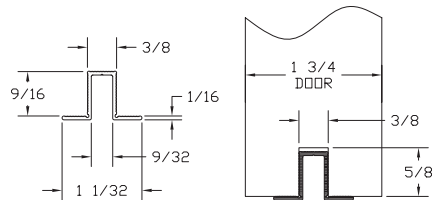
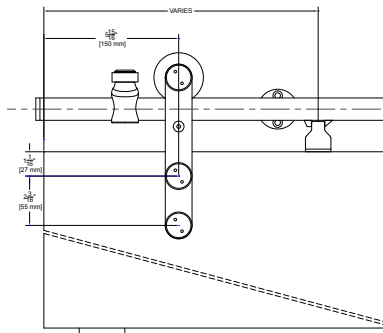
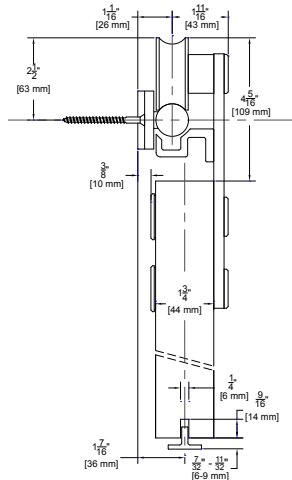
**PEMKO**  
**ASSA ABLOY**

Experience a safer  
and more open world

# SOFT CLOSE STAINLESS STEEL SLIDING TRACK HARDWARE SYSTEM

## SFT-W100 SERIES FOR WOOD DOORS

For Sliding Panels up to 198 lbs.



NOTE: Alternate route dimension when using optional EPD3BL

### Configurations:

- Single

### Installations:

- Side Wall Mount (only)

### Features:

- Made of 304 stainless steel
- Soft Close
- Nylon coated stainless steel wheel for smooth operation
- 198 lb. panel capacity
- 5 year warranty
- Meets ADA push force requirements

### Finishes:

- Brushed Stainless Steel

### SFT-W100 Kits Include:

- 1 ea **SC-BAR/** Stainless Steel Track with Two Soft Close Devices
- **BRACKET2** Stainless Steel Wall Brackets
- 2 ea **SC-111** Stainless Steel Hangers
- 1 ea **102SS-KIT** Stainless Steel Guide
- 2 ea **STOP3** Stainless Steel Stops Mounting Hardware
- 2 ea **SC-TRG** Soft Close Activators

Standard Kit Sizes			
PART NUMBER	MATERIAL	TRACK LENGTH	DOOR WIDTH
SFT-W100/6	304 Stainless Steel	78 <sup>3</sup> / <sub>4</sub> "	36"
SFT-W100/8	304 Stainless Steel	98 <sup>7</sup> / <sub>16</sub> "	48"

### Options:

Hardware Pack (One Door) **SC-W100H/PACK**

Mortise Guides **102N**

Polypropylene Guide Rail **EPD3BL** For Use With 102N and 102SS-KIT

5/8" Spacer

**BLD-SPACER-58** Pack of 5 5/8" Spacer  
Recommended for use with 5/8" Gypsum Board  
When Mounting Track Directly to Gypsum Board

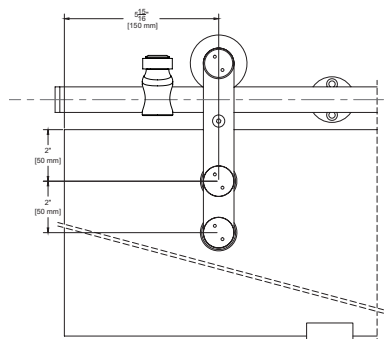
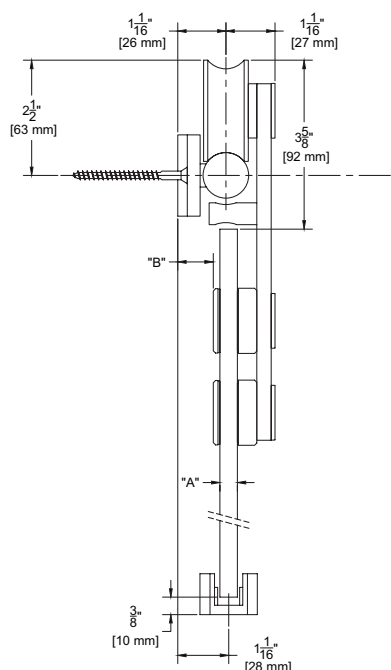


Experience a safer and more open world

# STAINLESS STEEL SLIDING TRACK HARDWARE SYSTEM

## G60 SERIES FOR GLASS DOORS

For Sliding Panels up to 198 lbs.



Glass Thickness "A"	Distance from Wall "B"
3/8"	3/4"
1/2"	5/8"

### Configurations:

- Single
- Bi-parting

### Installations:

- Side Wall Mount (only)

### Features:

- Made of 304 stainless steel
- Nylon coated stainless steel wheel for smooth operation
- 198 lb. panel capacity
- 5 year warranty
- Meets ADA push force requirements

### Finishes:

- Brushed Stainless Steel (G60)
- Black Powder Coated Stainless Steel (G60D)

### G60 Kits Include:

- 1 ea **BAR/** Stainless Steel Track
- **BRACKET2** Stainless Steel Wall Brackets
- 2 ea **12** Stainless Steel Hangers
- 1 ea **GLASSGUIDE** Stainless Steel Guide
- 2 ea **STOP3** Stainless Steel Stops Mounting Hardware

NOTE: If ordering individual parts in the optional Black Powder Coat, be sure to include a suffix "D" for Black Powder Coat

Standard Kit Sizes			
PART NUMBER	MATERIAL	TRACK LENGTH	DOOR WIDTH
G60/6	304 Stainless Steel	78 <sup>3</sup> / <sub>4</sub> "	36"
G60/8	304 Stainless Steel	98 <sup>7</sup> / <sub>16</sub> "	48"
G60D/6	Black Powder Coated Stainless Steel	78 <sup>3</sup> / <sub>4</sub> "	36"
G60D/8	Black Powder Coated Stainless Steel	98 <sup>7</sup> / <sub>16</sub> "	48"

Custom lengths are available. Please contact the factory to order.

### Options:

Hardware Pack (One Door) **G60\_H/PACK**

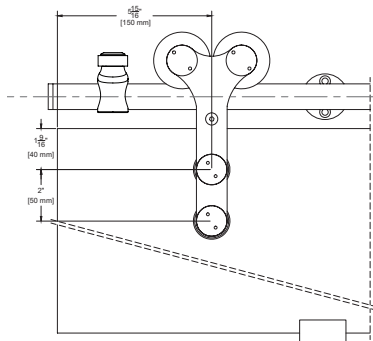
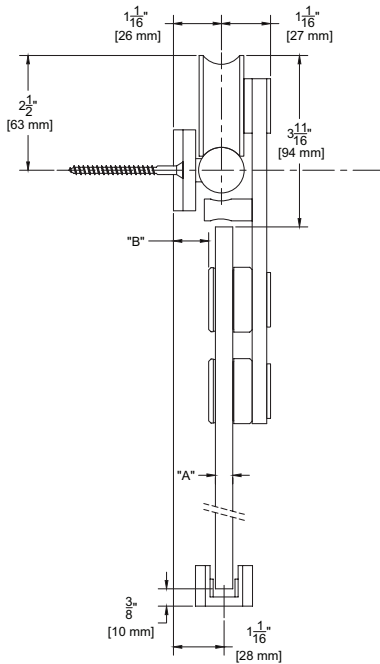
5/8" Spacer

**BLD-SPACER-58** Pack of 5 5/8" Spacer  
Recommended for use with 5/8" Gypsum Board  
When Mounting Track Directly to Gypsum Board

# STAINLESS STEEL SLIDING TRACK HARDWARE SYSTEM

## G70 SERIES FOR GLASS DOORS

For Sliding Panels up to 240 lbs.



Glass Thickness "A"	Distance from Wall "B"
3/8"	3/4"
1/2"	5/8"

**Configurations:**

- Single
- Bi-parting

**Installations:**

- Side Wall Mount (only)

**Features:**

- Made of 304 stainless steel
- Nylon coated stainless steel wheel for smooth operation
- 240 lb. panel capacity
- 5 year warranty
- Meets ADA push force requirements

**Finishes:**

- Brushed Stainless Steel (G70)

**G70 Kits Include:**

- 1 ea **BAR/\_** Stainless Steel Track
- **BRACKET2** Stainless Steel Wall Brackets
- 2 ea **32** Stainless Steel Hangers
- 1 ea **GLASSGUIDE** Stainless Steel Guide
- 2 ea **STOP3** Stainless Steel Stops Mounting Hardware

**Standard Kit Sizes**

PART NUMBER	MATERIAL	TRACK LENGTH	DOOR WIDTH
G70/6	304 Stainless Steel	78 <sup>3</sup> / <sub>4</sub> "	36"
G70/8	304 Stainless Steel	98 <sup>7</sup> / <sub>16</sub> "	48"

Custom lengths are available. Please contact the factory to order.

**Options:**

Hardware Pack (One Door) **G70H/PACK**

Alternate Stop **STOP1**

5/8" Spacer

**BLD-SPACER-58** Pack of 5 5/8" Spacer Recommended for use with 5/8" Gypsum Board When Mounting Track Directly to Gypsum Board



Experience a safer and more open world

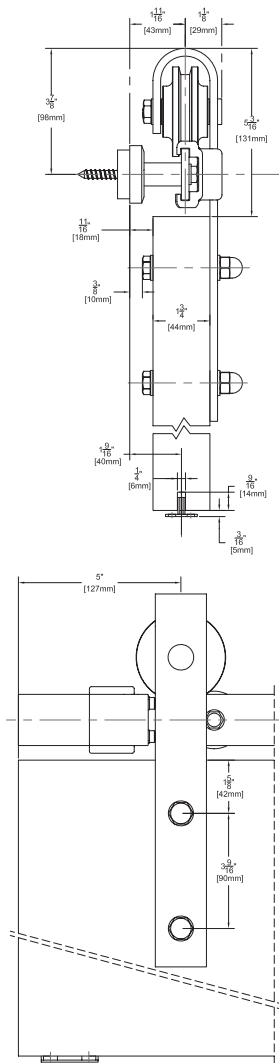
800-824-3018 | www.pemko.com  
Check the web site for the up-to-date catalog

Copyright © 2015-2025, ASSA ABLOY Accessories and Door Controls Group, Inc., an ASSA ABLOY Group company. All rights reserved. Reproduction in whole or in part without the express written permission of ASSA ABLOY Accessories and Door Controls Group, Inc. is prohibited.

# BUILDERS SERIES FLAT TRACK SLIDING DOOR HARDWARE SYSTEM

## BLD-FT-01 FOR WOOD DOORS

For Sliding Panels up to 240 lbs.



### Configurations:

- Single
- Bi-parting

### Installations:

- Side Wall Mount (only)

### Features:

- Solid nylon wheel for smooth operation
- 240 lb. panel capacity
- Optional Soft Close
- 5 year warranty
- Meets ADA push force requirements

### Finishes:

- Black Suede Powder Coated Steel (BLD-FT-01BSP)
- Industrial Steel Zinc Coated Steel (BLD-FT-01IS)

### BLD-FT-01 Kits Include:

- 1 ea **BLD-FT-\_\_** Steel Flat Track
- 5 ea **BLD-99-\_\_** Steel Track Brackets
- 5 ea **BLD-88-\_\_** Steel Track Fasteners
- 2 ea **BLD-01-\_\_** Steel Strap Mount Hangers
- 2 ea **BLD-77** Anti-Rise Discs
- 1 ea **102N** Mortised Type Nylon Guide
- 2 ea **BLD-11-\_\_** Steel Track Stops Mounting Hardware

### Standard Kit Sizes

PART NUMBER	MATERIAL	TRACK LENGTH	DOOR WIDTH
BLD-FT-01IS/6	Industrial Steel	72"	36"
BLD-FT-01IS/8	Industrial Steel	96"	48"
BLD-FT-01BSP/6	Black Suede Powder Coated Steel	72"	36"
BLD-FT-01BSP/8	Black Suede Powder Coated Steel	96"	48"

Custom lengths are available. Please contact the factory to order. Industrial Steel maximum track length is 8'. Lengths over 8' will be spliced by factory.

### Options:

- Thru-bolts for 1 3/8" thick doors 4 per door
- Hardware Pack (One Door)
- Side Wall Mortised Type Guide
- Polypropylene Guide Rail
- 5/8" Spacer

### BLD-97-\_\_

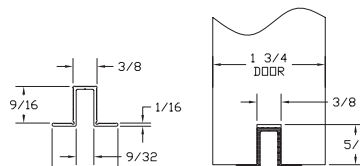
### BLD-FT01-\_\_ /PACK

### 102WN-KIT

### EPD3BL For Use With 102N

**BLD-SPACER-58** Pack of 5 5/8" Spacer Recommended for use with 5/8" Gypsum Board When Mounting Track Directly to Gypsum Board

Soft Close available. See pages 256-258 for more information.



NOTE: Alternate route dimension when using optional EPD3BL

800-824-3018 | www.pemko.com

Check the web site for the up-to-date catalog

Copyright © 2015-2025, ASSA ABLOY Accessories and Door Controls Group, Inc., an ASSA ABLOY Group company. All rights reserved. Reproduction in whole or in part without the express written permission of ASSA ABLOY Accessories and Door Controls Group, Inc. is prohibited.

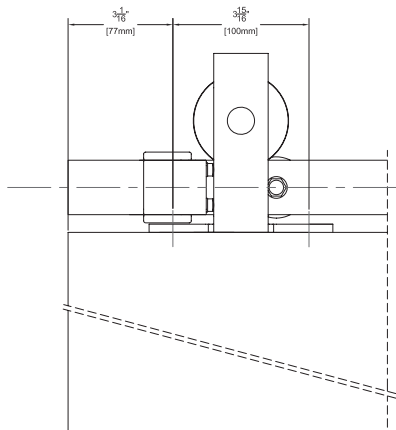
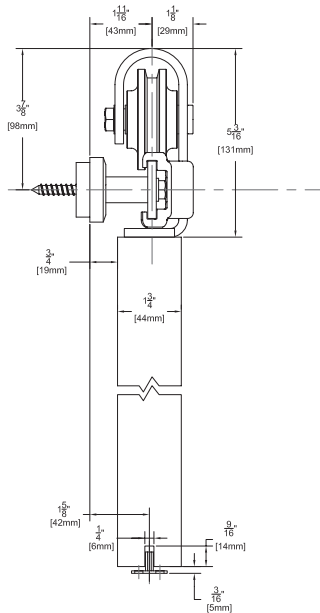

**PEMKO**  
**ASSA ABLOY**

Experience a safer  
and more open world

# BUILDERS SERIES FLAT TRACK SLIDING DOOR HARDWARE SYSTEM

## BLD-FT-02 FOR WOOD DOORS

For Sliding Panels up to 240 lbs.



Experience a safer and more open world

### Configurations:

- Single
- Bi-parting

### Installations:

- Side Wall Mount (only)

### Features:

- Solid nylon wheel for smooth operation
- 240 lb. panel capacity
- Optional Soft Close
- 5 year warranty
- Meets ADA push force requirements

### Finishes:

- Black Suede Powder Coated Steel (BLD-FT-02BSP)
- Industrial Steel Zinc Coated Steel (BLD-FT-02IS)

### BLD-FT-02 Kits Include:

- 1 ea **BLD-FT-/\_** Steel Flat Track
- 5 ea **BLD-99-/\_** Steel Track Brackets
- 5 ea **BLD-88-/\_** Steel Track Fasteners
- 2 ea **BLD-02-/\_** Steel Top Mount Hangers
- 2 ea **BLD-77** Anti-Rise Discs
- 1 ea **102N** Mortised Type Nylon Guide
- 2 ea **BLD-11-/\_** Steel Track Stops Mounting Hardware

### Standard Kit Sizes

PART NUMBER	MATERIAL	TRACK LENGTH	DOOR WIDTH
BLD-FT-02IS/6	Industrial Steel	72"	36"
BLD-FT-02IS/8	Industrial Steel	96"	48"
BLD-FT-02BSP/6	Black Suede Powder Coated Steel	72"	36"
BLD-FT-02BSP/8	Black Suede Powder Coated Steel	96"	48"

Custom lengths are available. Please contact the factory to order. Industrial Steel maximum track length is 8'. Lengths over 8' will be spliced by factory.

**Options:** See page 278

Hardware Pack (One Door)

**BLD-FT02-\_/PACK**

Side Wall Mortised Type Guide

**102WN-KIT**

Polypropylene Guide Rail

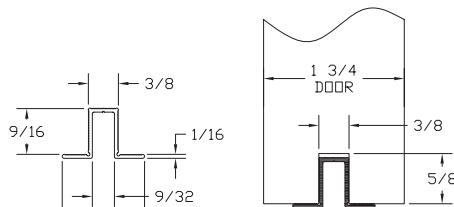
**EPD3BL** For Use With 102N

5/8" Spacer

**BLD-SPACER-58** Pack of 5 5/8" Spacer

Recommended for use with 5/8" Gypsum Board When Mounting Track Directly to Gypsum Board

Soft Close available. See pages 256-258 for more information.



NOTE: Alternate route dimension when using optional EPD3BL

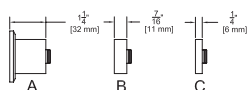
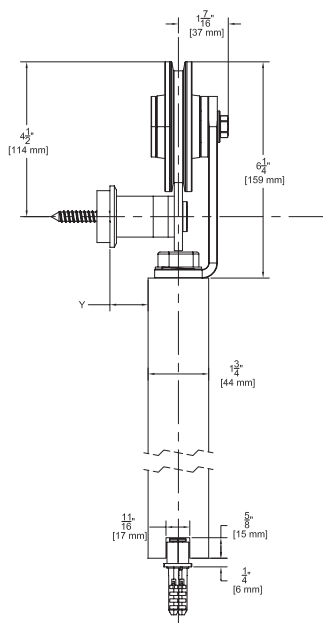
# DESIGNER SERIES FLAT TRACK SLIDING DOOR HARDWARE SYSTEM

## DSG-FT-05 FOR WOOD DOORS

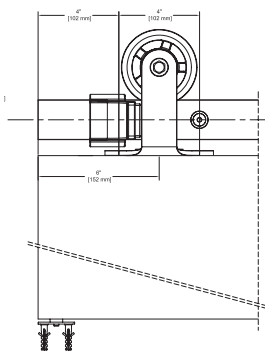
For Sliding Panels up to 500 lbs.



Shown in Industrial Steel finish



Wall Bracket Combination				
A	A+C	A+B	A+B+C	
"Y"	1/2"	3/4"	1"	1-1/4"



### Configurations:

- Single
- Bi-parting

### Installations:

- Side Wall Mount (only)

### Features:

- Solid steel wheel with a polymer resin contact surface for smooth operation
- 500 lb. panel capacity
- 5 year warranty

### Finishes:

- Black Suede Powder Coated Steel (DSG-FT-05BSP)
- Industrial Steel Zinc Coated Steel (DSG-FT-05IS)
- Stainless Steel (DSG-FT-05SS)

### DSG-FT-05 Kits include:

- 1 ea **DSG-FT\_** Steel Flat Track
- 7 to 9 ea **DSG-100\_** Steel Track Brackets
- 7 to 9 ea **DSG-89\_** Steel Track Fasteners
- 2 ea **DSG-05\_** Steel Top Mount Hangers
- 2 ea **DSG-78** Anti-Rise Blocks
- 1 ea **DSG-106** Mortised Type Roller Guide
- 2 ea **DSG-12\_** Steel Track Stops Mounting Hardware

Standard Kit Sizes			
PART NUMBER	MATERIAL	TRACK LENGTH	DOOR WIDTH
DSG-FT-05IS/6	Industrial Steel	72"	36"
DSG-FT-05IS/8	Industrial Steel	96"	48"
DSG-FT-05BSP/6	Black Suede Powder Coated Steel	72"	36"
DSG-FT-05BSP/8	Black Suede Powder Coated Steel	96"	48"
DSG-FT-05SS/6	Stainless Steel	72"	36"
DSG-FT-05SS/8	Stainless Steel	96"	48"

Custom lengths are available. Please contact the factory to order. Industrial Steel maximum track length is 8'. Lengths over 8' will be spliced by factory.

### Options:

- Hardware Pack (One Door)
- Side Wall Mortised Type Guide
- 5/8" Spacer

### DSG-FT05-\_/PACK

### 102WN-KIT

**BLD-SPACER-58** Pack of 5 5/8" Spacer Recommended for use with 5/8" Gypsum Board When Mounting Track Directly to Gypsum Board

Soft Close available. See pages 256-258 for more information.

800-824-3018 | www.pemko.com

Check the web site for the up-to-date catalog

Copyright © 2015-2025, ASSA ABLOY Accessories and Door Controls Group, Inc., an ASSA ABLOY Group company. All rights reserved. Reproduction in whole or in part without the express written permission of ASSA ABLOY Accessories and Door Controls Group, Inc. is prohibited.

**PEMKO**  
**ASSA ABLOY**

Experience a safer  
and more open world

# DESIGNER SERIES FLAT TRACK SLIDING DOOR HARDWARE SYSTEM

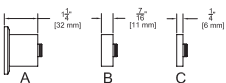
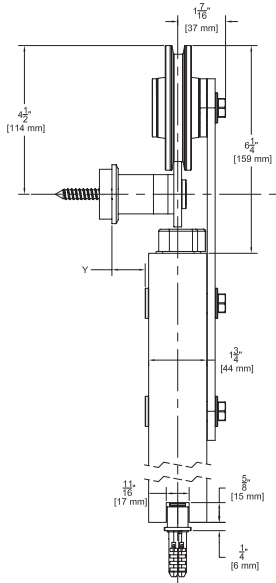
## DSG-FT-06 FOR WOOD DOORS

### For Sliding Panels up to 500 lbs.

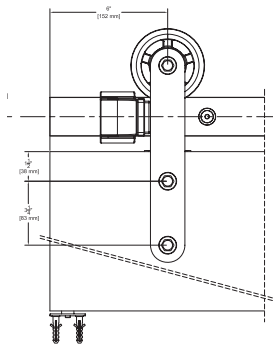
Only for doors 1 1/2" to 2 1/4" thick.



Shown in Stainless Steel with a solid wheel. DGS-FT-06 in all other finishes have spoked wheels.



Wall Bracket Combination				
	A	A+C	A+B	A+B+C
"Y"	7/16"	11/16"	7/8"	1-1/8"



Experience a safer and more open world

### Configurations:

- Single
- Bi-parting

### Installations:

- Side Wall Mount (only)

### Features:

- Solid steel wheel with a polymer resin contact surface for smooth operation
- 500 lb. panel capacity
- 5 year warranty

### Finishes:

- Black Black Suede Powder Coated Steel (DSG-FT-06BSP)
- Industrial Steel Zinc Coated Steel (DSG-FT-06IS)
- Stainless Steel (DSG-FT-06SS)

### DSG-FT-06 Kits include:

- 1 ea **DSG-FT-/\_** Steel Flat Track
- 7 to 9 ea **DSG-100-/\_** Steel Track Brackets
- 7 to 9 ea **DSG-89-/\_** Steel Track Fasteners
- 2 ea **DSG-06-/\_** Steel Top Mount Hangers
- 2 ea **DSG-78** Anti-Rise Blocks
- 1 ea **DSG-106** Mortised Type Roller Guide
- 2 ea **DSG-12-/\_** Steel Track Stops Mounting Hardware

Standard Kit Sizes			
PART NUMBER	MATERIAL	TRACK LENGTH	DOOR WIDTH
DSG-FT-06IS/6	Industrial Steel	72"	36"
DSG-FT-06IS/8	Industrial Steel	96"	48"
DSG-FT-06BSP/6	Black Suede Powder Coated Steel	72"	36"
DSG-FT-06BSP/8	Black Suede Powder Coated Steel	96"	48"
DSG-FT-06SS/6	Stainless Steel	72"	36"
DSG-FT-06SS/8	Stainless Steel	96"	48"

Custom lengths are available. Please contact the factory to order. Industrial Steel maximum track length is 8'. Lengths over 8' will be spliced by factory.

### Options:

- Hardware Pack (One Door)
- Side Wall Mortised Type Guide
- 5/8" Spacer

### DSG-FT06-\_\_ /PACK

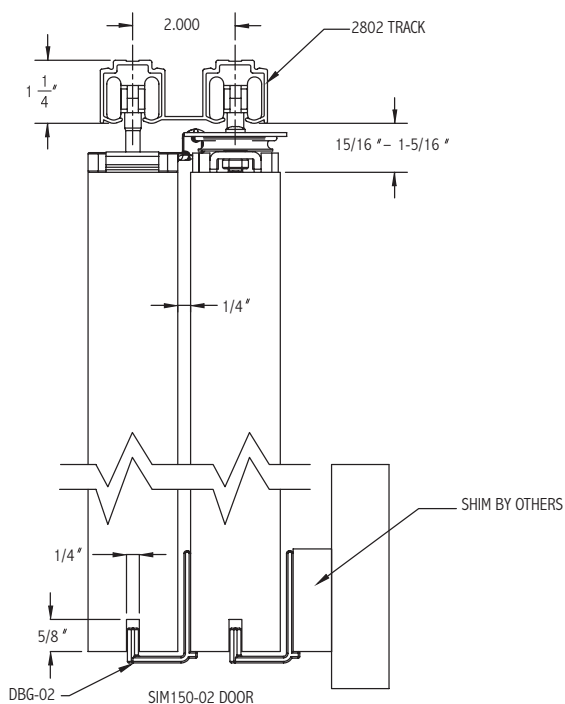

#### 102WN-KIT

**BLD-SPACER-58** Pack of 5 5/8" Spacer Recommended for use with 5/8" Gypsum Board When Mounting Track Directly to Gypsum Board

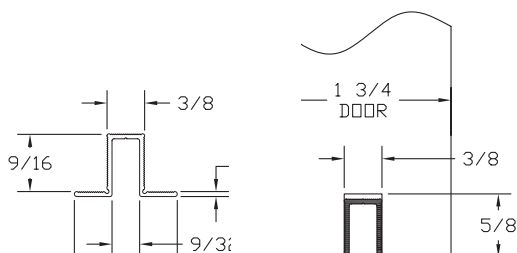
Soft Close available. See pages 256-258 for more information.

# SIMULTANEOUS ACTING SLIDING DOOR SYSTEM SIM 150 FOR 2 DOOR SYSTEMS

For Sliding Panels up to 176 lbs.



### Alternate Route for EPD3BL



#### Configurations:

- Bi-part Telescoping

#### Installations:

- Overhead Mount

#### Features:

- Easy to install with self aligning components
- Telescoping panels glide along the track
- Doors retract into storage pockets when not in use
- 5 year warranty

#### Finishes:

- Clear (C)
- Dark Bronze (D)

### Pulley System Kit Includes:

- Pre-Assembled Pulley System
- In-Track Stops and Hangers
- Door Bottom Guides
- Floor Stops, Back Stop and End Plates
- Installation Fasteners

Single Extrusion Aluminum Track must be ordered separately.

Specify door width when ordering. Default door overlap is 3". Any other overlap must be specified (Min. overlap is 2").

Note: All doors must be of equal width.

Pulley System Kits	
PART NUMBER	DOOR WIDTH
SIM150-2-LH/25-32	25" - 32"
SIM150-2-LH/33-40	33" - 40"
SIM150-2-LH/41-48	41" - 48"
SIM150-2-RH/25-32	25" - 32"
SIM150-2-RH/33-40	33" - 40"
SIM150-2-RH/41-48	41" - 48"

System Track Ordered Separately		
TRACK	FINISH	TRACK LENGTH
2802C	Clear	up to 147"
2802D	Dark	up to 185"

#### Options:

Lock Kit- includes lock with edge pull, and cup pull, **SIM150-LOCKKIT**

Bolt Kit- includes surface bolt, dust-proof strike, cup pull, and edge pull, **SIM150-BOLTKIT**

Snap-on Fascia Available **F134**

Polypropylene Guide Rail **EPD3BL**

800-824-3018 | www.pemko.com

Check the web site for the up-to-date catalog

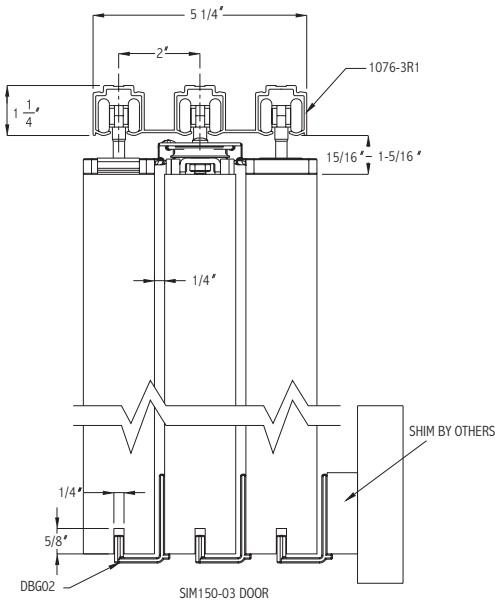
Copyright © 2015-2025, ASSA ABLOY Accessories and Door Controls Group, Inc., an ASSA ABLOY Group company. All rights reserved. Reproduction in whole or in part without the express written permission of ASSA ABLOY Accessories and Door Controls Group, Inc. is prohibited.

**PEMKO**  
**ASSA ABLOY**

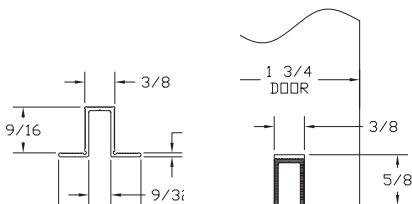
Experience a safer  
and more open world

# SIMULTANEOUS ACTING SLIDING DOOR SYSTEM SIM 150 FOR 3 DOOR SYSTEMS

For Sliding Panels up to 176 lbs.



## Alternate Route for EPD3BL



### Configurations:

- Bi-part Telescoping

### Installations:

- Overhead Mount

### Features:

- Easy to install with self aligning components
- Telescoping panels glide along the track
- Doors retract into storage pockets when not in use
- 5 year warranty

### Finishes:

- Clear (C)
- Dark Bronze (D)

## Pulley System Kit Includes:

- Pre-Assembled Pulley System
- In-Track Stops and Hangers
- Door Bottom Guides
- Floor Stops, Back Stop and End Plates
- Installation Fasteners

Single Extrusion Aluminum Track must be ordered separately.

Specify door width when ordering. Default door overlap is 3". Any other overlap must be specified (Min. overlap is 2").

Note: All doors must be of equal width.

### Pulley System Kits

PART NUMBER	DOOR WIDTH
SIM150-3-LH/25-32	25" - 32"
SIM150-3-LH/33-40	33" - 40"
SIM150-3-LH/41-48	41" - 48"
SIM150-3-RH/25-32	25" - 32"
SIM150-3-RH/33-40	33" - 40"
SIM150-3-RH/41-48	41" - 48"

### System Track Ordered Separately

TRACK	FINISH	TRACK LENGTH
2803C and 280C	Clear	up to 144"
2803D and 280D	Dark	up to 144"

### Options:

Lock Kit- includes lock with edge pull, and cup pull, **SIM150-LOCKKIT**

Bolt Kit- includes surface bolt, dust-proof strike, cup pull, and edge pull, **SIM150-BOLTKIT**

Snap-on Fascia Available **F134**

Polypropylene Guide Rail **EPD3BL**

**PEMCO**  
**ASSA ABLOY**

Experience a safer  
and more open world

# CASCADING SLIDING DOOR SYSTEM

For Sliding Panels up to 200 lbs. each.



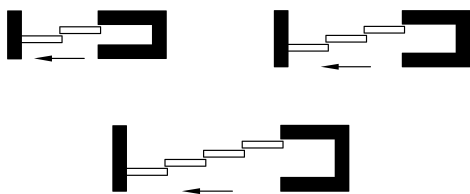
Note: All doors must be of equal width. Minimum overlap between doors is 2".

## Cased Opening

NOTE: Aluminum "T" Guide **102PB** Shown Under Options Must be Ordered Separately for Fixed Panel in Cased Opening Application



## Pocket



## Side Wall Mount

NOTE: Side Wall track Brackets Shown Under Options Must be Ordered Separately for Side Wall Mount Openings



## Configurations:

- Bi-part Telescoping
- Single Direction Telescoping

## Features:

- Opening and closing of lead door results in the trailing doors to follow because of interlocking hardware at door top edges
- Easy to install with self aligning components on 1 3/4" and 1 3/8" thick doors
- Telescoping panels glide along the track
- Solid steel catches with rubber bumpers ensure durable yet quiet operation
- 200 lb. per door weight capacity
- 5 year warranty

## Cascading Kit Includes:

**CAS-05** Catches - Mechanical Catch system - 2 Per Door

**601H** - Track Stops - 2 Per Door

**H222R1** - Hangers - 2 Per Door

**DBG-02R1** - Door Bottom Guides - 1 Per Door

**TELS-23** - End Plates - 2 Per Door

**2802C** - Single Extrusion - Dual Track

**280C** - Single Extrusion - Single Track

**C1076-TC** - Track Connector for CAS200A-4/\_ Kits

**EPD3-BL** - Polypropylene Guide Rails - 1 Per Door

**WRENCH14** - 1 Hanger Wrench Hardware Fasteners

Cascading System Kits			
PART NUMBER	TRACK LENGTH	# OF DOORS	INSTALLATION
CAS200A-2/6	6'	2	Pocket Side Wall
CAS200A-2/8	8'	2	
CAS200A-2/10	10'	2	
CAS200A-2/12	12'	2	Pocket Cased Opening Side Wall
CAS200A-3/8	8'	3	
CAS200A-3/10	10'	3	
CAS200A-3/12	12'	3	
CAS200A-3/16	16'	3	Pocket Cased Opening
CAS200A-4/8	8'	4	
CAS200A-4/10	10'	4	
CAS200A-4/12	12'	4	
CAS200A-4/16	16'	4	

For special number of doors and for dark bronze track, please contact Technical Support for more information

## Options:

Lock Kit	<b>SIM150-LOCKKIT</b> includes lock with edge pull and cup pull
Bolt Kit	<b>SIM150-BOLTKIT</b> includes surface bolt, dust-proof strike, cup pull, and edge pull
Fascia	<b>F134C</b> Snap-on Fascia
Splice Kit	<b>C1076-2SPLKIT</b> for use with Bi-Parting systems and 2802C Track <b>C1076-3SPLKIT</b> for use with Bi-Parting systems and 2803C Track
Back Stop	<b>TELS-25</b> for use with pocket systems when no access to in track stops in pocket
Aluminium "T" Guide	<b>102PB</b> for use with fixed panel in cased opening applications
Side Wall Track Bracket	<b>2812KIT</b> for use with 2802C Track (1 for every 12" of track) <b>2813KIT</b> for use with 2803C Track (1 for every 12" of track)
Side Wall Joining Bracket	<b>2813-5KIT</b> for use with Side Wall Bi-Parting systems and <b>2803C</b> Track

**PEMKO**  
**ASSA ABLOY**

Experience a safer  
and more open world

800-824-3018 | www.pemko.com

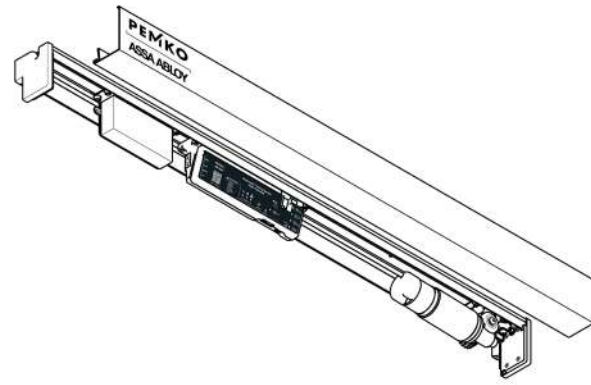
Check the web site for the up-to-date catalog

Copyright © 2015-2025, ASSA ABLOY Accessories and Door Controls Group, Inc., an ASSA ABLOY Group company. All rights reserved. Reproduction in whole or in part without the express written permission of ASSA ABLOY Accessories and Door Controls Group, Inc. is prohibited.

# PEMKOMATIC™ SLIDING DOOR OPERATOR

## Automates Sliding Doors

Our PemkoMatic™ (PSLIDE) low energy automatic door operating system offers versatile electromechanical solutions for manual sliding doors, featuring convenient multi-access options including a wave-to-open sensor, push button, or keypad. Designed to fit seamlessly with both pocket and sliding doors, it is ideal for new installations as well as retrofitting existing openings. The system features a sleek cover, combining functionality with a clean, aesthetically pleasing design.



## Installations:

- Overhead Mounted Sliding Systems
- Side Wall Mounted Sliding Systems

## Features:

- Sliding Door Types: Barn Door and Pocket Doors
- 36" L x 2.5" W x 3" H
- Mounts to header
- Optional adapter bracket available for non-header installations
- Recess into the wall for full-opening width access
- Cover and track can be cut to size
- 330 lb. per door weight capacity, supports door widths up to the maximum door weight capacity
- Easy-to-use controls
- New construction or retrofit
- Designed for smooth and silent door movement
- Two 20" tracks, additional tracks are needed for doors wider than 40"
- Field Reversible (Left-hand supplied)
- Customizable settings
  - Green/Auto Mode: Ideal for everyday use with open-assist enabled and the door unlocked
  - Blue/Hold Open Mode: Keeps the door fully open by default for convenience
  - Red/Lock Mode: Open-assist is disabled, the door is locked, and access is only available through a keypad or door activator

## Finishes:

- Black
- White
- Clear Anodized Aluminum

## Inside The Device:

- 2 ea End Caps
- 1 ea Base
- 1 ea Cover
- 1 ea Power Adaptor
- 1 ea Control Panel
- 2 ea Brush
- 1 ea Motor

## Features - Electrical, Certifications and Standards:

- Input for Power Adapter - 120V, 50/60HZ, 2.7A
- Adjustable 0-24 second open time
- Customizable DIP Switches
- Power level for lightweight or heavy doors, beeper alerts
- Reverts to a manual sliding door in the event of power failure
- Operator certified to ANSI/UL standard 325 for automatic closing doors
- Tested to ANSI BHMA A156.38
- Door activators have a 12 month battery life and power supplies of 3V – two CR2032 batteries
- Can be installed and adjusted to conform with ADA regulations
- Door activators comply with part 15 of FCC Rules

## PemkoMatic™ Kits Include:

1 ea	Sliding Operator (PSLIDE)	4 Motor Wheels in Different Lengths
2 ea	Slim Track (ST-PSLIDE)	Fasteners and double-sided tapes for mounting activators
1 ea	Keypad (KP-PSLIDE)	Cable retaining clips
1 ea	Wave Sensors (WP-PSLIDE)	Cable for hardwiring Wave Sensors and Mode Pad
1 ea	Mode Pad (MP-PSLIDE)	'Wave to Open' Sticker
16 ea	(#8 x 1") Wood Screws	'Automatic Door' Sticker
8 ea	(#8 x 1") Sheet Metal Screws	
1 ea	Hex Key, Screwdriver, Wrench	

## Standard Kit Sizes

PART NUMBER	DESCRIPTION	PRODUCT SIZE (L X W X H)
PSLIDE-BSP/36	Black Automatic System	5.5" x 1.5" x 0.5"
PSLIDE-WSP/36	White Automatic System	5" x 1.5" x 0.5"
PSLIDE-C/36	Clear Aluminum Automatic System	3.5" x 3" x 1.5"

## Options:

Wave Sensor	<b>WS-PSLIDE</b>
Push Button	<b>PB-PSLIDE</b>
Keypad	<b>KP-PSLIDE</b>

**PEMKO**  
**ASSA ABLOY**

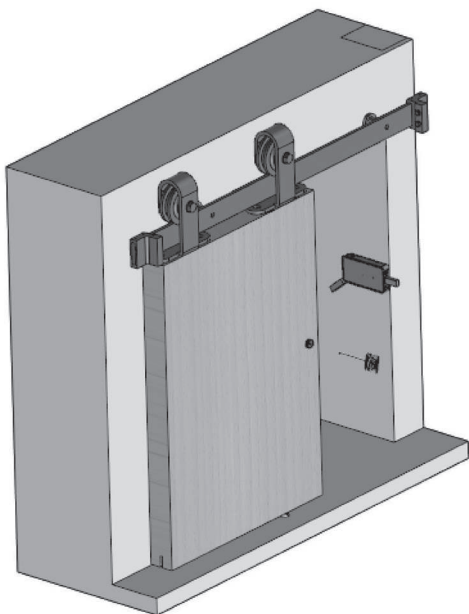
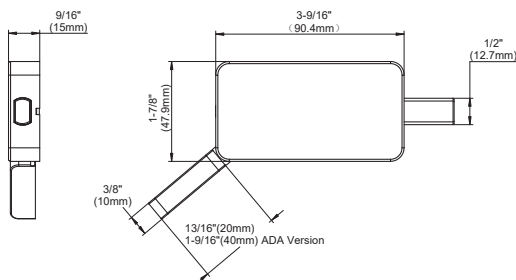
Experience a safer  
and more open world

800-824-3018 | [www.pemko.com](http://www.pemko.com)  
Check the web site for the up-to-date catalog

Copyright © 2015-2025, ASSA ABLOY Accessories and Door Controls Group, Inc., an ASSA ABLOY Group company. All rights reserved. Reproduction in whole or in part without the express written permission of ASSA ABLOY Accessories and Door Controls Group, Inc. is prohibited.

# PRIVACY BARN DOOR LOCK

## PEMKO SDL SERIES FOR SURFACE MOUNTED SLIDING DOORS



NOTE: For doors with 3/8" - 3/4" clearance between the wall or frame & door face

### Configurations:

- Single

### Installations:

- Side Wall Mount (only)
- For Side Wall Mounted Sliding Door Openings only
- New Construction
- Retro
- ADA

### Features:

- Quick and easy installation
- Handing is reversible in the field
- ADA option available
- Privacy Function
- Includes Emergency Release Key
- Doors can be prepped in the field
- 5 year warranty

### Finishes:

- Brushed Stainless Steel
- Polished Stainless Steel
- Black Graphite
- Contact factory if custom finish is required for more information

Standard Kit Sizes		
PART NUMBER	MATERIAL	ADA COMPLIANT
SDL32D	Brushed Stainless	
SDL32	Polished Stainless	
SDL19	Black Graphite	
SDL32D-ADA	Brushed Stainless	•
SDL32-ADA	Polished Stainless	•
SDL19-ADA	Black Graphite	•

Compatible with the following Pemko sliding door kits:

- W60 Series
- W70 Series (with 3/8" to 3/4" clearance)
- W80 Series (with 3/8" to 3/4" clearance)
- W90 Series (with 3/8" to 3/4" clearance)
- W100 Series
- Side Wall Box Track Series (SWT)
- BLD Flat Track Series
- DSG Flat Track Series (with 3/8" to 3/4" clearance)

800-824-3018 | [www.pemko.com](http://www.pemko.com)  
Check the web site for the up-to-date catalog

Copyright © 2015-2025, ASSA ABLOY Accessories and Door Controls Group, Inc., an ASSA ABLOY Group company. All rights reserved. Reproduction in whole or in part without the express written permission of ASSA ABLOY Accessories and Door Controls Group, Inc. is prohibited.

**PEMKO**  
**ASSA ABLOY**

Experience a safer  
and more open world

# OPTIONS & ACCESSORIES

A visual guide to various parts

## Mounting Brackets




281  
(Sold in 5 packs, PC2815)



2812

## Fascia



F134

## End plates




K134EP

## Stops




TELS-14KIT



STOP1  
W70 and G70 Kits only



PFBS



601H

## Guides



102N



PFBG-4



106R/94



102WA



PFBG-8



106N/94

## Pulls and Flush Bolts




503SF




FB150SS

## Hardware Kits



Folding  
HF2/100 Pack



Sliding  
H200PACK


## Bottom Channel



94A



2802BT



971A

## Privacy Seals



PEMKOSFSET1



PEMKOSFSET2



PEMKOSFSET3



PEMKOSFSET4



PEMKOSFSET5

For more information, see page 196



Experience a safer  
and more open world

800-824-3018 | [www.pemko.com](http://www.pemko.com)  
Check the web site for the up-to-date catalog

Copyright © 2015-2025, ASSA ABLOY Accessories and Door Controls Group, Inc., an ASSA ABLOY Group company. All rights reserved. Reproduction in whole or in part without the express written permission of ASSA ABLOY Accessories and Door Controls Group, Inc. is prohibited.

# SOFT CLOSE FOR PEMKO BOX TRACK SYSTEMS

## For Pemko H200, H180, SHS80, HBP200, and Side Wall Track (SWT) systems

Minimum Door Width 28" When Using Dual or Single Devices.

For doors weighing 88-132 lbs.		For doors weighing 133-176 lbs.	
ITEM #	DESCRIPTION	ITEM #	DESCRIPTION
H180 /6-1411-1	H180 6' Single Device	H180 /6-1413-1	H180 6' Single Device
H180 /8-1411-1	H180 8' Single Device	H180 /8-1413-1	H180 8' Single Device
H180 /10-1411-1	H180 10' Single Device	H180 /10-1413-1	H180 10' Single Device
H180 /12-1411-1	H180 12' Single Device	H180 /12-1413-1	H180 12' Single Device
H180 /6-1411-2	H180 6' Dual Devices	H180 /6-1413-2	H180 6' Dual Devices
H180 /8-1411-2	H180 8' Dual Devices	H180 /8-1413-2	H180 8' Dual Devices
H180 /10-1411-2	H180 10' Dual Devices	H180 /10-1413-2	H180 10' Dual Devices
H180 /12-1411-2	H180 12' Dual Devices	H180 /12-1413-2	H180 12' Dual Devices
SHS80 /6-1411-1	SHS80 6' Single Device	SHS80 /6-1413-1	SHS80 6' Single Device
SHS80 /8-1411-1	SHS80 8' Single Device	SHS80 /8-1413-1	SHS80 8' Single Device
SHS80 /6-1411-2	SHS80 6' Dual Devices	SHS80 /6-1413-2	SHS80 6' Dual Devices
SHS80 /8-1411-2	SHS80 8' Dual Devices	SHS80 /8-1413-2	SHS80 8' Dual Devices
H200 /6-1411-1	H200 6' Single Device	H200 /6-1413-1	H200 6' Single Device
H200 /8-1411-1	H200 8' Single Device	H200 /8-1413-1	H200 8' Single Device
H200 /10-1411-1	H200 10' Single Device	H200 /10-1413-1	H200 10' Single Device
H200 /12-1411-1	H200 12' Single Device	H200 /12-1413-1	H200 12' Single Device
H200 /6-1411-2	H200 6' Dual Devices	H200 /6-1413-2	H200 6' Dual Devices
H200 /8-1411-2	H200 8' Dual Devices	H200 /8-1413-2	H200 8' Dual Devices
H200 /10-1411-2	H200 10' Dual Devices	H200 /10-1413-2	H200 10' Dual Devices
H200 /12-1411-2	H200 12' Dual Devices	H200 /12-1413-2	H200 12' Dual Devices
280 -SWTKIT/6-1411-1	280 -SWTKIT 6' Single Device	280 -SWTKIT/6-1413-1	280 -SWTKIT 6' Single Device
280 -SWTKIT/8-1411-1	280 -SWTKIT 8' Single Device	280 -SWTKIT/8-1413-1	280 -SWTKIT 8' Single Device
280 -SWTKIT/12-1411-1	280 -SWTKIT 12' One Device Per Door	280 -SWTKIT/12-1413-1	280 -SWTKIT 12' One Device per Door
280 -SWTKIT/6-1411-2	280 -SWTKIT 6' Dual Devices	280 -SWTKIT/6-1413-2	280 -SWTKIT 6' Dual Devices
280 -SWTKIT/8-1411-2	280 -SWTKIT 8' Dual Devices	280 -SWTKIT/8-1413-2	280 -SWTKIT 8' Dual Devices
280 -SWTKIT/12-1411-2	280 -SWTKIT 12' Two Devices Per Door	280 -SWTKIT/12-1413-2	280 -SWTKIT 12' Two Devices per Door
RF280 -SWTK/6-1411-1	RF280 -SWTK 6' Single Device	RF280 -SWTK/6-1413-1	RF280 -SWTK 6' Single Device
RF280 -SWTK/8-1411-1	RF280 -SWTK 8' Single Device	RF280 -SWTK/8-1413-1	RF280 -SWTK 8' Single Device
RF280 -SWTK/12-1411-1	RF280 -SWTK 12' One Device Per Door	RF280 -SWTK/12-1413-1	RF280 -SWTK 12' One Device per Door
RF280 -SWTK/6-1411-2	RF280 -SWTK 6' Dual Devices	RF280 -SWTK/6-1413-2	RF280 -SWTK 6' Dual Devices
RF280 -SWTK/8-1411-2	RF280 -SWTK 8' Dual Devices	RF280 -SWTK/8-1413-2	RF280 -SWTK 8' Dual Devices
RF280 -SWTK/12-1411-2	RF280 -SWTK 12' Two Devices Per Door	RF280 -SWTK/12-1413-2	RF280 -SWTK 12' Two Devices per Door
SF280 -SWTK/6-1411-1	SF280 -SWTK 6' Single Device	SF280 -SWTK/6-1413-1	SF280 -SWTK 6' Single Device
SF280 -SWTK/8-1411-1	SF280 -SWTK 8' Single Device	SF280 -SWTK/8-1413-1	SF280 -SWTK 8' Single Device
SF280 -SWTK/12-1411-1	SF280 -SWTK 12' One Device Per Door	SF280 -SWTK/12-1413-1	SF280 -SWTK 12' One Device per Door
SF280 -SWTK/6-1411-2	SF280 -SWTK 6' Dual Devices	SF280 -SWTK/6-1413-2	SF280 -SWTK 6' Dual Devices
SF280 -SWTK/8-1411-2	SF280 -SWTK 8' Dual Devices	SF280 -SWTK/8-1413-2	SF280 -SWTK 8' Dual Devices
SF280 -SWTK/12-1411-2	SF280 -SWTK 12' Two Devices Per Door	SF280 -SWTK/12-1413-2	SF280 -SWTK 12' Two Devices per Door
HBP200 /6-1411-1	HBP200 6' One Device Per Door	HBP200 /6-1413-1	HBP200 6' One Device Per Door
HBP200 /8-1411-1	HBP200 8' One Device Per Door	HBP200 /8-1413-1	HBP200 8' One Device Per Door
HBP200 /10-1411-1	HBP200 10' One Device Per Door	HBP200 /10-1413-1	HBP200 10' One Device Per Door
HBP200 /12-1411-1	HBP200 12' One Device Per Door	HBP200 /12-1413-1	HBP200 12' One Device Per Door
HBP200 /6-1411-2	HBP200 6' Two Devices Per Door	HBP200 /6-1413-2	HBP200 6' Two Devices Per Door
HBP200 /8-1411-2	HBP200 8' Two Devices Per Door	HBP200 /8-1413-2	HBP200 8' Two Devices Per Door
HBP200 /10-1411-2	HBP200 10' Two Devices Per Door	HBP200 /10-1413-2	HBP200 10' Two Devices Per Door
HBP200 /12-1411-2	HBP200 12' Two Devices Per Door	HBP200 /12-1413-2	HBP200 12' Two Devices Per Door

800-824-3018 | [www.pemko.com](http://www.pemko.com)

Check the web site for the up-to-date catalog

Copyright © 2015-2025, ASSA ABLOY Accessories and Door Controls Group, Inc., an ASSA ABLOY Group company. All rights reserved. Reproduction in whole or in part without the express written permission of ASSA ABLOY Accessories and Door Controls Group, Inc. is prohibited.



Experience a safer and more open world

## SOFT CLOSE FOR PEMKO BOX TRACK SYSTEMS *(Continued)*

### For Pemko H200, H180, SHS80, HBP200, and Side Wall Track (SWT) systems

Minimum Door Width 28" When Using Dual or Single Devices.

#### For doors weighing 177-200 lbs.

ITEM #	DESCRIPTION
H180 /6-1418-1	H180 6' Single Device
H180 /8-1418-1	H180 8' Single Device
H180 /10-1418-1	H180 10' Single Device
H180 /12-1418-1	H180 12' Single Device
H180 /6-1418-2	H180 6' Dual Devices
H180 /8-1418-2	H180 8' Dual Devices
H180 /10-1418-2	H180 10' Dual Devices
H180 /12-1418-2	H180 12' Dual Devices
SHS80 /6-1418-1	SHS80 6' Single Device
SHS80 /8-1418-1	SHS80 8' Single Device
SHS80 /6-1418-2	SHS80 6' Dual Devices
SHS80 /8-1418-2	SHS80 8' Dual Devices
H200 /6-1418-1	H200 6' Single Device
H200 /8-1418-1	H200 8' Single Device
H200 /10-1418-1	H200 10' Single Device
H200 /12-1418-1	H200 12' Single Device
H200 /6-1418-2	H200 6' Dual Devices
H200 /8-1418-2	H200 8' Dual Devices
H200 /10-1418-2	H200 10' Dual Devices
H200 /12-1418-2	H200 12' Dual Devices
280 -SWTKIT/6-1418-1	280 -SWTKIT 6' Single Device
280 -SWTKIT/8-1418-1	280 -SWTKIT 8' Single Device
280 -SWTKIT/12-1418-1	280 -SWTKIT 12' One Device Per Door
280 -SWTKIT/6-1418-2	280 -SWTKIT 6' Dual Devices
280 -SWTKIT/8-1418-2	280 -SWTKIT 8' Dual Devices
280 -SWTKIT/12-1418-2	280 -SWTKIT 12' Two Devices Per Door
RF280 -SWTK/6-1418-1	RF280 -SWTK 6' Single Device
RF280 -SWTK/8-1418-1	RF280 -SWTK 8' Single Device
RF280 -SWTK/12-1418-1	RF280 -SWTK 12' One Device Per Door
RF280 -SWTK/6-1418-2	RF280 -SWTK 6' Dual Devices
RF280 -SWTK/8-1418-2	RF280 -SWTK 8' Dual Devices
RF280 -SWTK/12-1418-2	RF280 -SWTK 12' Two Devices Per Door
SF280 -SWTK/6-1418-1	SF280 -SWTK 6' Single Device
SF280 -SWTK/8-1418-1	SF280 -SWTK 8' Single Device
SF280 -SWTK/12-1418-1	SF280 -SWTK 12' One Device Per Door
SF280 -SWTK/6-1418-2	SF280 -SWTK 6' Dual Devices
SF280 -SWTK/8-1418-2	SF280 -SWTK 8' Dual Devices
SF280 -SWTK/12-1418-2	SF280 -SWTK 12' Two Devices Per Door
HBP200 /6-1418-1	HBP200 6' One Device Per Door
HBP200 /8-1418-1	HBP200 8' One Device Per Door
HBP200 /10-1418-1	HBP200 10' One Device Per Door
HBP200 /12-1418-1	HBP200 12' One Device Per Door
HBP200 /6-1418-2	HBP200 6' Two Devices Per Door
HBP200 /8-1418-2	HBP200 8' Two Devices Per Door
HBP200 /10-1418-2	HBP200 10' Two Devices Per Door
HBP200 /12-1418-2	HBP200 12' Two Devices Per Door

**PEMKO**  
**ASSA ABLOY**

Experience a safer  
and more open world

## SOFT CLOSE FOR PEMKO FLAT TRACK SYSTEMS

### For Pemko Designer Series Flat Track Sliding Door Hardware

Minimum Door Width Using Single Device 15".

22" Minimum Door Width When Using Dual Devices.

#### For doors weighing 88 - 132 lbs.

ITEM #	DESCRIPTION
DSG-FT-03 /6-1411-1	DSG-FT-03 6' Single Soft Close Device
DSG-FT-03 /8-1411-1	DSG-FT-03 8' Single Soft Close Device
DSG-FT-03 /6-1411-2	DSG-FT-03 6' Dual Soft Close Device
DSG-FT-03 /8-1411-2	DSG-FT-03 8' Dual Soft Close Device
DSG-FT-04 /6-1411-1	DSG-FT-04 6' Single Soft Close Device
DSG-FT-04 /8-1411-1	DSG-FT-04 8' Single Soft Close Device
DSG-FT-04 /6-1411-2	DSG-FT-04 6' Dual Soft Close Devices
DSG-FT-04 /8-1411-2	DSG-FT-04 8' Dual Soft Close Devices
DSG-FT-05 /6-1411-1	DSG-FT-05 6' Single Soft Close Device
DSG-FT-05 /8-1411-1	DSG-FT-05 8' Single Soft Close Device
DSG-FT-05 /6-1411-2	DSG-FT-05 6' Dual Soft Close Devices
DSG-FT-05 /8-1411-2	DSG-FT-05 8' Dual Soft Close Devices
DSG-FT-06 /6-1411-1	DSG-FT-06 6' Single Soft Close Device
DSG-FT-06 /8-1411-1	DSG-FT-06 8' Single Soft Close Device
DSG-FT-06 /6-1411-2	DSG-FT-06 6' Dual Soft Close Devices
DSG-FT-06 /8-1411-2	DSG-FT-06 8' Dual Soft Close Devices

#### For doors weighing 133-176 lbs.

ITEM #	DESCRIPTION
DSG-FT-03 /6-1413-1	DSG-FT-03 6' Single Soft Close Device
DSG-FT-03 /8-1413-1	DSG-FT-03 8' Single Soft Close Device
DSG-FT-03 /6-1413-2	DSG-FT-03 6' Dual Soft Close Device
DSG-FT-03 /8-1413-2	DSG-FT-03 8' Dual Soft Close Device
DSG-FT-04 /6-1413-1	DSG-FT-04 6' Single Soft Close Device
DSG-FT-04 /8-1413-1	DSG-FT-04 8' Single Soft Close Device
DSG-FT-04 /6-1413-2	DSG-FT-04 6' Dual Soft Close Devices
DSG-FT-04 /8-1413-2	DSG-FT-04 8' Dual Soft Close Devices
DSG-FT-05 /6-1413-1	DSG-FT-05 6' Single Soft Close Device
DSG-FT-05 /8-1413-1	DSG-FT-05 8' Single Soft Close Device
DSG-FT-05 /6-1413-2	DSG-FT-05 6' Dual Soft Close Devices
DSG-FT-05 /8-1413-2	DSG-FT-05 8' Dual Soft Close Devices
DSG-FT-06 /6-1413-1	DSG-FT-06 6' Single Soft Close Device
DSG-FT-06 /8-1413-1	DSG-FT-06 8' Single Soft Close Device
DSG-FT-06 /6-1413-2	DSG-FT-06 6' Dual Soft Close Devices
DSG-FT-06 /8-1413-2	DSG-FT-06 8' Dual Soft Close Devices

#### For doors weighing 177-240 lbs.

ITEM #	DESCRIPTION
DSG-FT-03 /6-1418-1	DSG-FT-03 6' Single Soft Close Device
DSG-FT-03 /8-1418-1	DSG-FT-03 8' Single Soft Close Device
DSG-FT-03 /6-1418-2	DSG-FT-03 6' Dual Soft Close Device
DSG-FT-03 /8-1418-2	DSG-FT-03 8' Dual Soft Close Device
DSG-FT-04 /6-1418-1	DSG-FT-04 6' Single Soft Close Device
DSG-FT-04 /8-1418-1	DSG-FT-04 8' Single Soft Close Device
DSG-FT-04 /6-1418-2	DSG-FT-04 6' Dual Soft Close Devices
DSG-FT-04 /8-1418-2	DSG-FT-04 8' Dual Soft Close Devices
DSG-FT-05 /6-1418-1	DSG-FT-05 6' Single Soft Close Device
DSG-FT-05 /8-1418-1	DSG-FT-05 8' Single Soft Close Device
DSG-FT-05 /6-1418-2	DSG-FT-05 6' Dual Soft Close Devices
DSG-FT-05 /8-1418-2	DSG-FT-05 8' Dual Soft Close Devices
DSG-FT-06 /6-1418-1	DSG-FT-06 6' Single Soft Close Device
DSG-FT-06 /8-1418-1	DSG-FT-06 8' Single Soft Close Device
DSG-FT-06 /6-1418-2	DSG-FT-06 6' Dual Soft Close Devices
DSG-FT-06 /8-1418-2	DSG-FT-06 8' Dual Soft Close Devices

## SOFT CLOSE FOR PEMKO FLAT TRACK SYSTEMS

### For Pemko Builders Series Flat Track Sliding Door Hardware

Minimum Door Width Using Single Device 15".  
22" Minimum Door Width When Using Dual Devices.

#### For doors weighing 88 - 132 lbs.

ITEM #	DESCRIPTION
BLD-FT-01 /6-1411-1	BLD-FT-01 6' Single Device
BLD-FT-01 /8-1411-1	BLD-FT-01 8' Single Device
BLD-FT-01 /6-1411-2	BLD-FT-01 6' Dual Devices
BLD-FT-01 /8-1411-2	BLD-FT-01 8' Dual Devices
BLD-FT-02 /6-1411-1	BLD-FT-02 6' Single Device
BLD-FT-02 /8-1411-1	BLD-FT-02 8' Single Device
BLD-FT-02 /6-1411-2	BLD-FT-02 6' Dual Devices
BLD-FT-02 /8-1411-2	BLD-FT-02 8' Dual Devices

#### For doors weighing 133-176 lbs.

ITEM #	DESCRIPTION
BLD-FT-01 /6-1413-1	BLD-FT-01 6' Single Device
BLD-FT-01 /8-1413-1	BLD-FT-01 8' Single Device
BLD-FT-01 /6-1413-2	BLD-FT-01 6' Dual Devices
BLD-FT-01 /8-1413-2	BLD-FT-01 8' Dual Devices
BLD-FT-02 /6-1413-1	BLD-FT-02 6' Single Device
BLD-FT-02 /8-1413-1	BLD-FT-02 8' Single Device
BLD-FT-02 /6-1413-2	BLD-FT-02 6' Dual Devices
BLD-FT-02 /8-1413-2	BLD-FT-02 8' Dual Devices

#### For doors weighing 177-240 lbs.

ITEM #	DESCRIPTION
BLD-FT-01 /6-1418-1	BLD-FT-01 6' Single Device
BLD-FT-01 /8-1418-1	BLD-FT-01 8' Single Device
BLD-FT-01 /6-1418-2	BLD-FT-01 6' Dual Devices
BLD-FT-01 /8-1418-2	BLD-FT-01 8' Dual Devices
BLD-FT-02 /6-1418-1	BLD-FT-02 6' Single Device
BLD-FT-02 /8-1418-1	BLD-FT-02 8' Single Device
BLD-FT-02 /6-1418-2	BLD-FT-02 6' Dual Devices
BLD-FT-02 /8-1418-2	BLD-FT-02 8' Dual Devices

## SOFT CLOSE RETROFIT KITS

### For Designer Series Systems

ITEM #	DESCRIPTION
DSG1411-1	Single Device 88-132 lbs.
DSG1411-2	Dual Devices 88-132 lbs.
DSG1413-1	Single Device 133-176 lbs.
DSG1413-2	Dual Devices 133-176 lbs.
DSG1418-1	Single Device 177-240 lbs.
DSG1418-2	Dual Devices 177-240 lbs.

**Finishes:** add IS for Industrial Steel finish  
add BSP for Black Suede finish  
add SS for Stainless Steel finish

### For Builders Series Systems

ITEM #	DESCRIPTION
BLD1411-1	Single Device 88-132 lbs.
BLD1411-2	Dual Devices 88-132 lbs.
BLD1413-1	Single Device 133-176 lbs.
BLD1413-2	Dual Devices 133-176 lbs.
BLD1418-1	Single Device 177-240 lbs.
BLD1418-2	Dual Devices 177-240 lbs.

**Finishes:** add C for IS finish  
add D for BSP finish

### For Box Track Systems

ITEM #	DESCRIPTION
SC1411-1	Single Device 88-132 lbs.
SC1411-2	Dual Devices 88-132 lbs.
SC1413-1	Single Device 133-176 lbs.
SC1413-2	Dual Devices 133-176 lbs.
SC1418-1	Single Device 177-240 lbs.
SC1418-2	Dual Devices 177-240 lbs.

## SOFT CLOSE POCKET FRAME KIT

**PF134KIT must be ordered when using 1-3/4" thick doors in 2x4 stud constructed walls.**

Wood 2x4 Stud Constructed Walls	Wood 2x6 Stud Constructed Walls	Metal 2x6 Stud Constructed Walls	Net Door Size	Options
SC-PF28200A7280	SC-PF28200A7280-2x6	SC-PF28200A7280-SP6	3'0" x 6'8"	PFAS84, PFCDKIT for Bi-Parting door openings
SC-PF28200A9680	SC-PF28200A9680-2x6	SC-PF28200A9680-SP6	4'0" x 6'8"	PFAS84, PFCDKIT for Bi-Parting door openings
SC-PF28200A7284	SC-PF28200A7284-2x6	SC-PF28200A7284-SP6	3'0" x 7'0"	PFAS88, PFCDKIT for Bi-Parting door openings
SC-PF28200A9684	SC-PF28200A9684-2x6	SC-PF28200A9684-SP6	4'0" x 7'0"	PFAS88, PFCDKIT for Bi-Parting door openings
SC-PF28200A7296	SC-PF28200A7296-2x6	SC-PF28200A7296-SP6	3'0" x 8'0"	PFAS100, PFCDKIT for Bi-Parting door openings
SC-PF28200A9696	SC-PF28200A9696-2x6	SC-PF28200A9696-SP6	4'0" x 8'0"	PFAS100, PFCDKIT for Bi-Parting door openings

800-824-3018 | www.pemko.com

Check the web site for the up-to-date catalog

Copyright © 2015-2025, ASSA ABLOY Accessories and Door Controls Group, Inc., an ASSA ABLOY Group company. All rights reserved.  
Reproduction in whole or in part without the express written permission of ASSA ABLOY Accessories and Door Controls Group, Inc. is prohibited.

**PEMKO**  
**ASSA ABLOY**

Experience a safer  
and more open world



Experience a safer  
and more open world


800-824-3018 | [www.pemko.com](http://www.pemko.com)  
Check the web site for the up-to-date catalog

Copyright © 2015-2025, ASSA ABLOY Accessories and Door Controls Group, Inc., an ASSA ABLOY Group company. All rights reserved.  
Reproduction in whole or in part without the express written permission of ASSA ABLOY Accessories and Door Controls Group, Inc. is prohibited.

# RESIDENTIAL THRESHOLDS

## CONTENTS:

Interlocking Thresholds and Caps .....	266
Interlocking Thresholds - Water Return .....	267
Interlocking Hooks.....	267
Adjustable Eco-V™ Top Thresholds .....	268
Eco-V™ Top Thresholds.....	268
Residential Saddles.....	268
Bumper Thresholds for Outswing Doors .....	269
Squareback Thresholds .....	269
Sill Nosings .....	270
Adjustable Aluminum Top Sills.....	271
Adjustable Oak Top Sills.....	272
Outswing Adjustable Oak Top Sills.....	273
Residential All-Aluminum Adjustable Sills.....	273
Fixed Eco-V™ Top Residential Sills .....	274
Residential All-Aluminum Fixed Sills.....	274
Outswing Fixed Bumper Sills.....	275
Extenders For All Residential Sills.....	275



## INDEX:

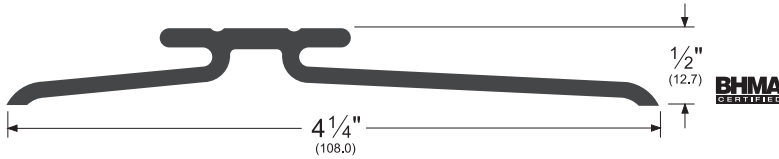
<u>PRODUCT</u>	<u>PAGE</u>	<u>PRODUCT</u>	<u>PAGE</u>	<u>PRODUCT</u>	<u>PAGE</u>
61 .....	267	218.....	268	75518 .....	273
66.....	267	219.....	268	84514.....	274
101.....	266	249.....	268	85514 .....	274
108.....	266	250 .....	268	94518.....	271
110.....	266	324.....	270	94518_W .....	272
114.....	266	326.....	270	95518 .....	271
120.....	266	327.....	270	95518_W .....	272
136.....	267	2051 .....	269	EXT2.....	275
142.....	267	2052 .....	269	EXT3.....	275
145.....	267	2053 .....	269	EXT3/4 .....	275
146.....	267	2054.....	269	N84518.....	274
149.....	269	3261 .....	270	N85518.....	274
206 .....	268	8451 .....	275	OS95518.....	273
208 .....	268	8452 .....	275		
212.....	268	74518 .....	273		

## INTERLOCKING THRESHOLDS

- All interlocking thresholds (including water return types) and caps are furnished with #61 hooks and nails
- For alternate hooks, see following page

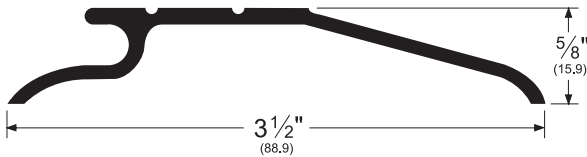
114\_

AVAILABLE FINISHES: A, B, D



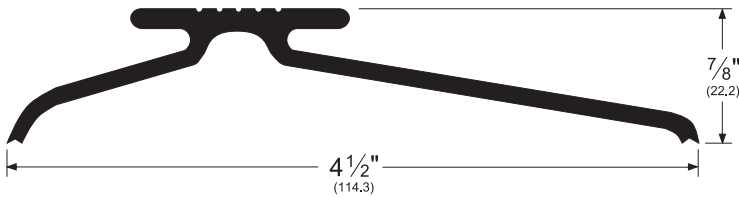
110\_

AVAILABLE FINISHES: A, B, D



120\_

AVAILABLE FINISHES: B



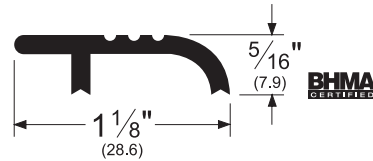
## THRESHOLD CAPS

- Typically mounted on an existing saddle-type threshold to create an interlock with a J-hook or L-hook

101\_

AVAILABLE FINISHES: A, B, D

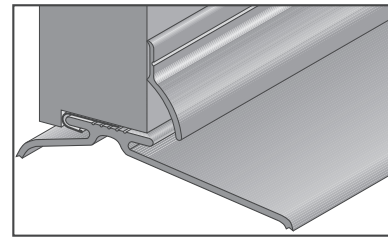
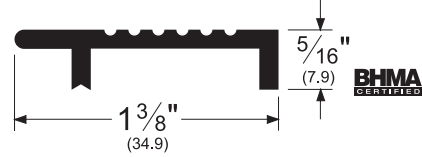
ANSI: J34170



108\_

AVAILABLE FINISH: B

ANSI: J14170



NOTE: Products shown in this section may not be drawn to scale.

AVAILABLE FINISHES FOR PRODUCTS SHOWN ON THIS PAGE

A (Mill Finish Aluminum) B (Mill Finish Extruded Bronze [Brass]) D (Dark Bronze Anodized)

**PEMKO**  
**ASSA ABLOY**

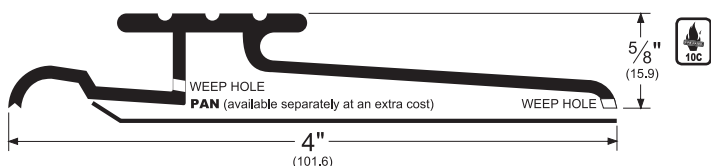
Experience a safer  
and more open world

## INTERLOCKING THRESHOLDS - WATER RETURN

- Water return thresholds are designed to catch water which may blow or run under the door and return it to the outside through interior weep holes, down the sloped drain pan, and out exterior weep holes
- Product number for the aluminum water return pan is **PAN**
- Products are furnished with #61 hooks and nails

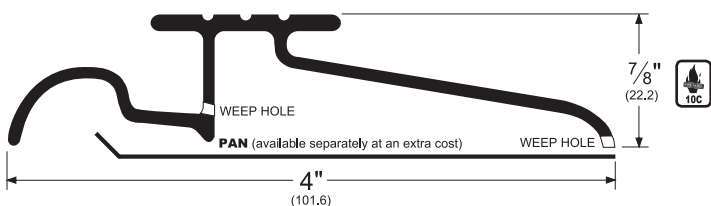
### 142\_

AVAILABLE FINISHES: A, D



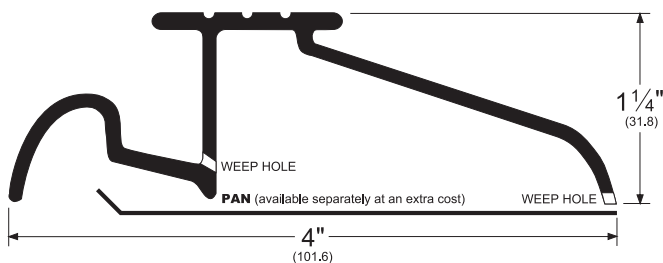
### 145\_

AVAILABLE FINISHES: A, B, D



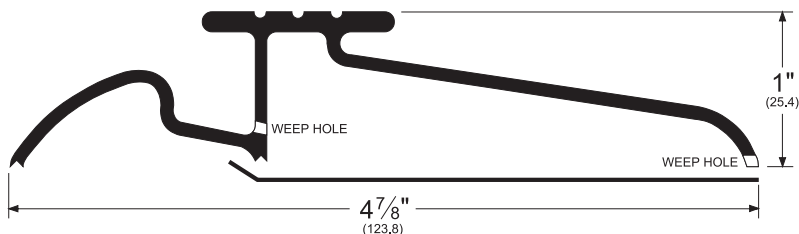
### 146\_

AVAILABLE FINISHES: B



### 136\_

AVAILABLE FINISHES: A, B, D



NOTE: Products shown in this section may not be drawn to scale.

AVAILABLE FINISHES FOR PRODUCTS SHOWN ON THIS PAGE

A (Mill Finish Aluminum) B (Mill Finish Extruded Bronze [Brass]) D (Dark Bronze Anodized)  
For Hooks: B (Bronze) Z (Steel)

800-824-3018 | [www.pemko.com](http://www.pemko.com)

Check the web site for the up-to-date catalog

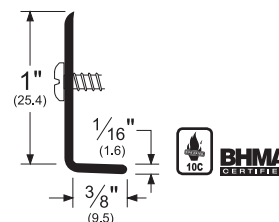
Copyright © 2015-2025, ASSA ABLOY Accessories and Door Controls Group, Inc., an ASSA ABLOY Group company. All rights reserved.  
Reproduction in whole or in part without the express written permission of ASSA ABLOY Accessories and Door Controls Group, Inc. is prohibited.

## Hooks

- When installed properly on bottom of door, hooks interlock with threshold for a superior seal
- When substituting #66 hook for #61 hooks, price will be increased accordingly. Contact Pemko Customer Service

### 66\_

AVAILABLE FINISHES: A, D



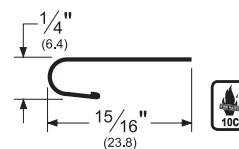
### \_61

AVAILABLE FINISHES: B, Z

.018 bronze

.015 steel

NOTE: B61 is roll form bronze metal



**PEMKO**  
**ASSA ABLOY**

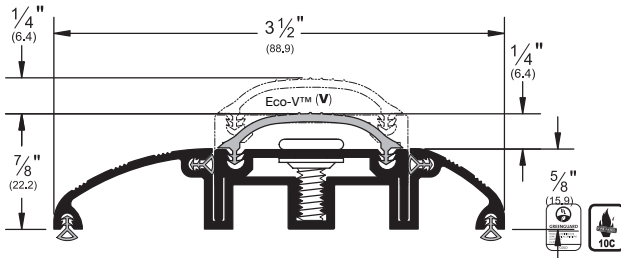
Experience a safer  
and more open world

## ADJUSTABLE ECO-V™ TOP THRESHOLDS

- Furnished with concealed, weather-sealed mounting screws and adjustment mechanism
- Eco-V™ seal adjusts to overcome swelling and/or shrinking of door and floor and eliminates need for shoe or sweep
- Furnished with Eco-V™ (V) insert. Gray replacement Eco-V™ is **PV64GR** (see Weatherization Products section)
- Eco-V™ replacement "foot" insert is **EV63GR**
- Pre-assembled for easy installation and adjustment

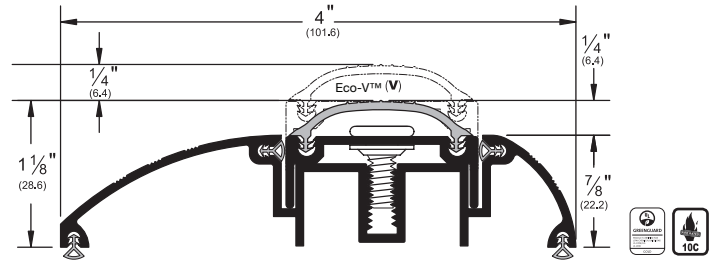
### 249\_V

AVAILABLE FINISHES: A, D  
AVAILABLE LENGTHS: **36", 72"**



### 250\_V

AVAILABLE FINISHES: A, D  
AVAILABLE LENGTHS: **36", 72"**

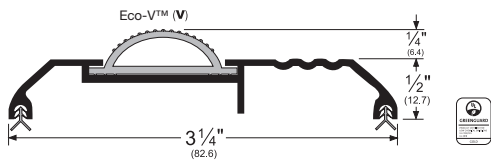


## ECO-V™ TOP THRESHOLDS

- Eco-V™ (V) top creates a seal at the bottom of the door, eliminating the need for door sweeps or door shoes
- Eco-V™ feet replacement insert is **EV12GR**

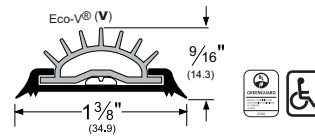
### 206\_V

AVAILABLE FINISHES: A, D  
Gray replacement Eco-V™ is **EV22GR**  
Black replacement Eco-V™ is **EV22BL**



### 208\_V

AVAILABLE FINISHES: A, D  
Replacement Eco-V™ is **EV15BL** or **EV15GR**

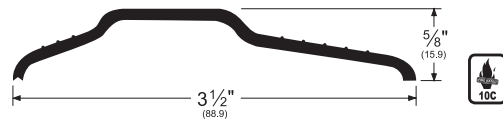


## RESIDENTIAL SADDLES

- Use a door bottom shoe or sweep with these thresholds to seal out the elements
- Made of sturdy extruded aluminum
- Replacement Eco-V™ feet (where applicable) is **EV12GR**

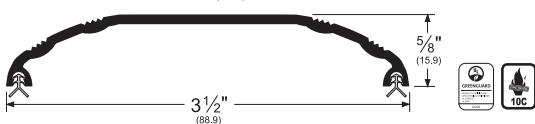
### 212\_

AVAILABLE FINISHES: A, D



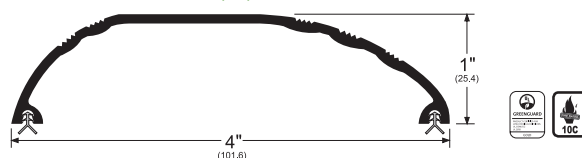
### 218\_

AVAILABLE FINISHES: A, D, SN



### 219\_

AVAILABLE FINISHES: A, D, SN



NOTE: Products shown in this section may not be drawn to scale.

AVAILABLE FINISHES FOR PRODUCTS SHOWN ON THIS PAGE  
A (Mill Finish Aluminum) D (Dark Bronze Anodized) SN (Satin Nickel Anodized)

**PEMKO**  
**ASSA ABLOY**

Experience a safer  
and more open world

800-824-3018 | [www.pemko.com](http://www.pemko.com)  
Check the web site for the up-to-date catalog

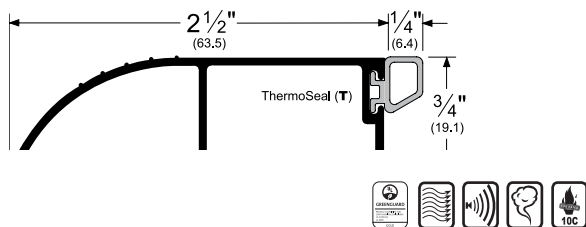
Copyright © 2015-2025, ASSA ABLOY Accessories and Door Controls Group, Inc., an ASSA ABLOY Group company. All rights reserved. Reproduction in whole or in part without the express written permission of ASSA ABLOY Accessories and Door Controls Group, Inc. is prohibited.

## BUMPER THRESHOLDS FOR OUTSWING DOORS

- In the closed position, the door butts up to bumper seal on threshold creating a seal against the elements

### 149\_T

AVAILABLE FINISHES: A, D  
REPLACEMENT INSERT: T5 (BL)



#### Alternate Insert For 149

### 149\_P

AVAILABLE FINISHES:  
A, D  
REPLACEMENT INSERT:  
P2 (BL, GR)



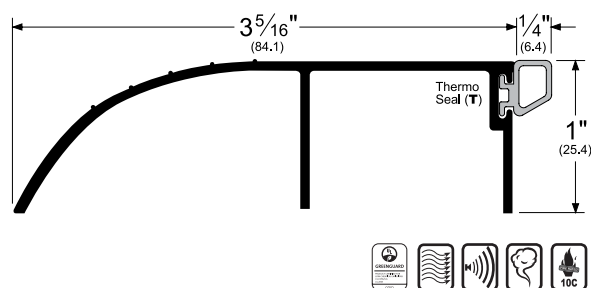
### 149\_V

AVAILABLE FINISHES:  
A, D  
REPLACEMENT INSERT:  
EV41 (BL, GR, W)



### 2051\_T

AVAILABLE FINISHES: A, D  
REPLACEMENT INSERT: T5 (BL)



#### Alternate Insert For 2051

### 2051\_P

AVAILABLE FINISHES:  
A, D  
REPLACEMENT INSERT:  
P2 (BL, GR)



### 2051\_V

AVAILABLE FINISHES:  
A, D  
REPLACEMENT INSERT:  
EV41 (BL, GR, W)

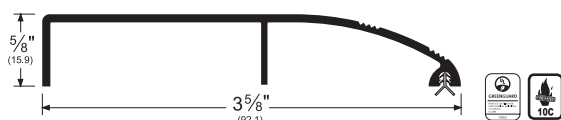


## SQUAREBACK THRESHOLDS

- Replacement Eco-V™ feet (where applicable) is **EV12GR**
- Interior support leg flushes with interior jamb in application, allowing flooring to squarely abut threshold
- Ideal for tall terra cotta, plush carpet or stone paver entry applications for smooth transition
- Gently sloping and ribbed exterior ramp eliminates trip hazard while providing maximum rain guard. (Be sure to caulk all support legs or lay in mastic for best seal)
- Center support leg provides for engineered threshold stability

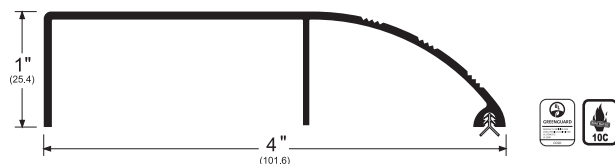
### 2052\_

AVAILABLE FINISHES: A, D



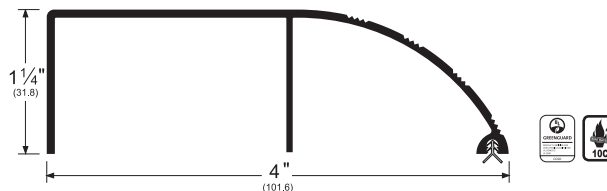
### 2053\_

AVAILABLE FINISHES: A, D



### 2054\_

AVAILABLE FINISHES: A, D



NOTE: Products shown in this section may not be drawn to scale.

AVAILABLE FINISHES FOR PRODUCTS SHOWN ON THIS PAGE  
A (Mill Finish Aluminum) D (Dark Bronze Anodized)

800-824-3018 | www.pemko.com

Check the web site for the up-to-date catalog

Copyright © 2015-2025, ASSA ABLOY Accessories and Door Controls Group, Inc., an ASSA ABLOY Group company. All rights reserved. Reproduction in whole or in part without the express written permission of ASSA ABLOY Accessories and Door Controls Group, Inc. is prohibited.

**PEMKO**  
**ASSA ABLOY**

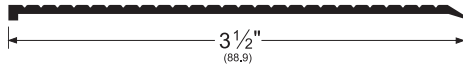
Experience a safer  
and more open world

## SILL NOSINGS

- Used to cover concrete or wood sill
- Provides an attractive finished look to new and old door openings, covering defects in existing sill
- Sill nosings are held in place with mastic and pressure from threshold placement

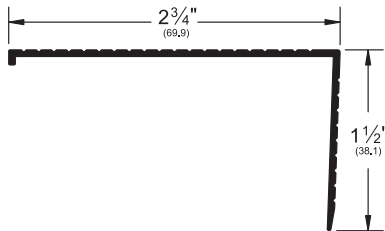
### 324\_

AVAILABLE FINISHES: A, B, D



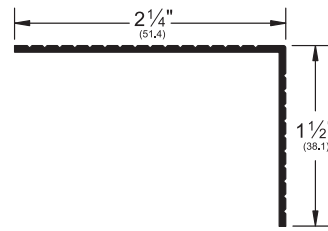
### 326\_

AVAILABLE FINISHES: A, B, D, SN



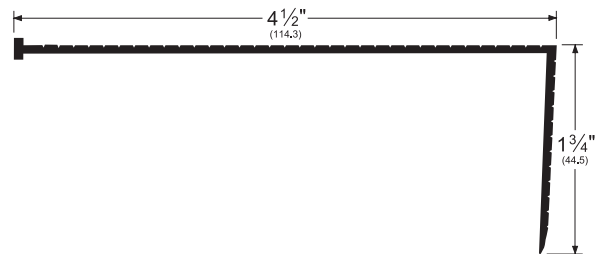
### 3261\_

AVAILABLE FINISHES: A, D, SN



### 327\_

AVAILABLE FINISHES: A, D, PW, SN



NOTE: Products shown in this section may not be drawn to scale.

AVAILABLE FINISHES FOR PRODUCTS SHOWN ON THIS PAGE

A (Mill Finish Aluminum) B (Mill Finish Extruded Bronze [Brass]) D (Dark Bronze Anodized Aluminum) PW (Painted White Aluminum)  
 SN (Satin Nickel Anodized Aluminum) OAK (Natural Unfinished Oak) W (Solid Oak)



Experience a safer  
and more open world

800-824-3018 | [www.pemko.com](http://www.pemko.com)  
 Check the web site for the up-to-date catalog

Copyright © 2015-2025, ASSA ABLOY Accessories and Door Controls Group, Inc., an ASSA ABLOY Group company. All rights reserved.  
 Reproduction in whole or in part without the express written permission of ASSA ABLOY Accessories and Door Controls Group, Inc. is prohibited.

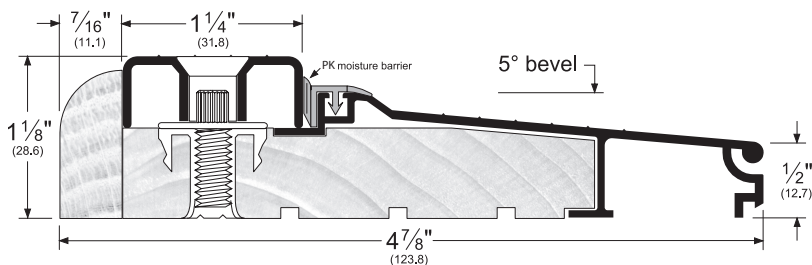
## RESIDENTIAL MILLWORK SILLS

- Silks for use with standard 4<sup>5</sup>/<sub>8</sub>" jamb width with easy snap-on extension for jambs as wide as 8<sup>3</sup>/<sub>4</sub>"
- For fabrication options for adjustable or fixed substrate silks, such as horning or sidelite mullion notching, contact Pemko Customer Service
- Residential Silks are designed specifically for the pre-hung door market. They are furnished un-drilled and without screws or nails
- Adjustable up to 1/4" to compensate for uneven door bottoms and sub-sill level changes. Two-part zinc plated steel stud shoulder screw joins a long-barreled, zinc plated steel T-nut for superior stability and long-lasting reliability
- PemkoPrene (PK) moisture barrier prevents water intrusion. Design of PemkoPrene (PK) bulb configuration keeps constant pressure between aluminum cap and aluminum extrusion at any level of adjustment (bulb shown compressed). Replacement insert is **PK74BL**
- Available in standard sizes 32.5", 36.5", and 73.75"

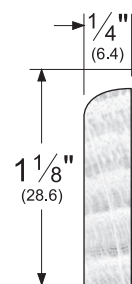
## ADJUSTABLE ALUMINUM TOP SILLS

### 94518\_

AVAILABLE FINISHES: A, D

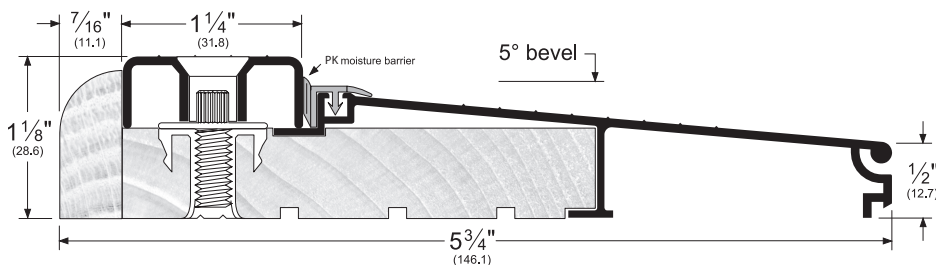


Add "NT" to the end of product number to order narrow trim (i.e. 94518A36.5NT). Full width of sill changes from 4<sup>7</sup>/<sub>8</sub>" to 4<sup>11</sup>/<sub>16</sub>".

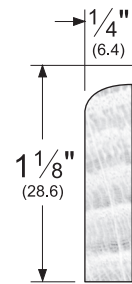


### 95518\_

AVAILABLE FINISHES: A, D



Add "NT" to the end of product number to order narrow trim (i.e. 95518A36.5NT). Full width of sill changes from 5<sup>3</sup>/<sub>4</sub>" to 5<sup>9</sup>/<sub>16</sub>".



NOTE: Products shown in this section may not be drawn to scale.

AVAILABLE FINISHES FOR PRODUCTS SHOWN ON THIS PAGE  
**A** (Mill Finish Aluminum) **D** (Dark Bronze Anodized)

800-824-3018 | [www.pemko.com](http://www.pemko.com)

Check the web site for the up-to-date catalog

Copyright © 2015-2025, ASSA ABLOY Accessories and Door Controls Group, Inc., an ASSA ABLOY Group company. All rights reserved. Reproduction in whole or in part without the express written permission of ASSA ABLOY Accessories and Door Controls Group, Inc. is prohibited.

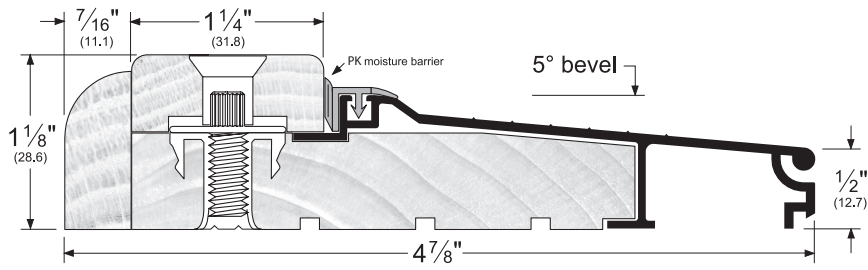
**PEMKO**  
**ASSA ABLOY**

Experience a safer  
 and more open world

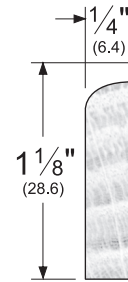
# ADJUSTABLE OAK TOP SILLS

## 94518\_W

AVAILABLE FINISHES: A, D

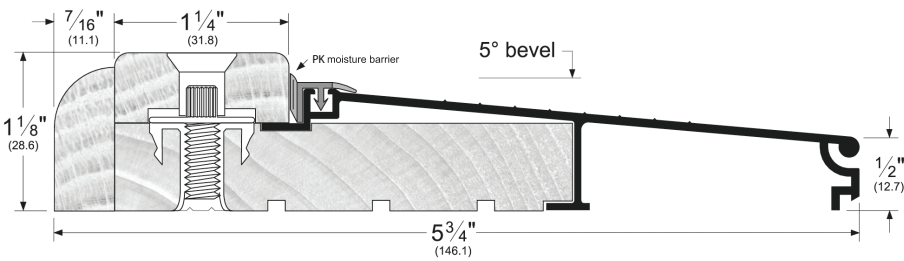


Add "NT" to the end of product number to order narrow trim (i.e. 94518AW36.5NT). Full width of sill changes from 4 7/8" to 4 11/16".

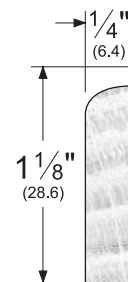


## 95518\_W

AVAILABLE FINISHES: A, D



Add "NT" to the end of product number to order narrow trim (i.e. 95518AW36.5NT). Full width of sill changes from 5 3/4" to 5 9/16".



NOTE: Products shown in this section may not be drawn to scale.

AVAILABLE FINISHES FOR PRODUCTS SHOWN ON THIS PAGE  
 A (Mill Finish Aluminum) D (Dark Bronze Anodized)

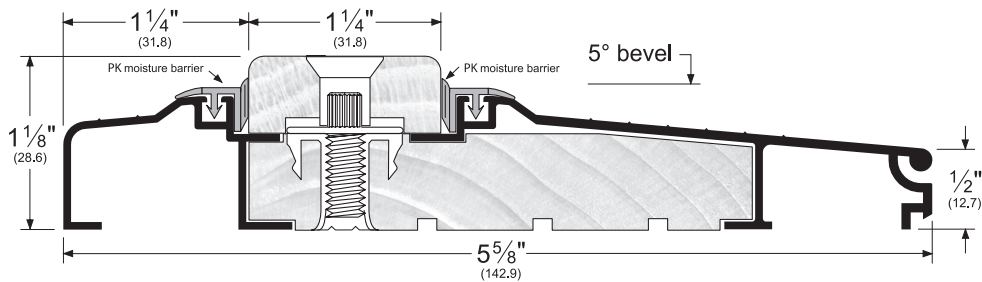


Experience a safer and more open world

## OUTSWING ADJUSTABLE OAK TOP SILLS

OS95518\_W

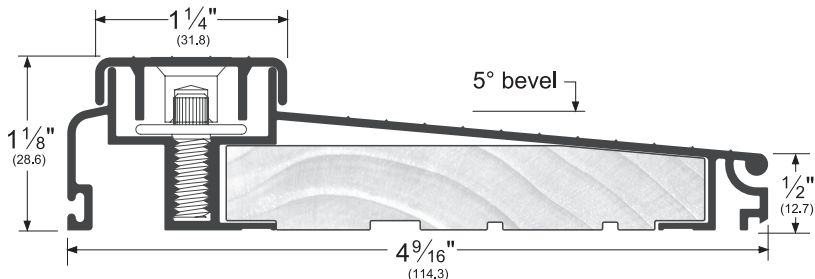
AVAILABLE FINISHES: A, D



## RESIDENTIAL ALL-ALUMINUM ADJUSTABLE SILLS

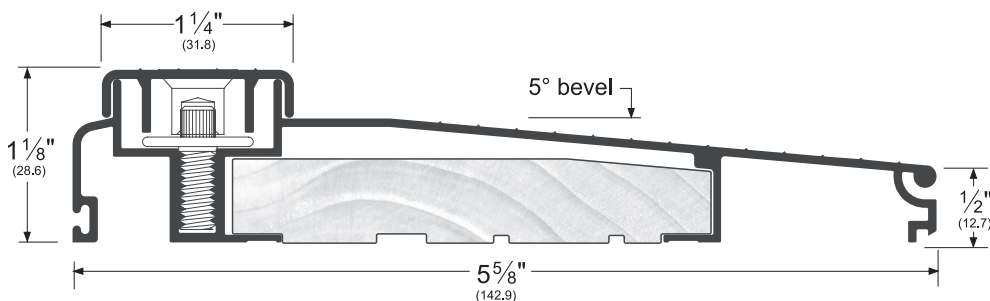
74518\_

AVAILABLE FINISHES: A, D



75518\_

AVAILABLE FINISHES: A, D



NOTE: Products shown in this section may not be drawn to scale.

AVAILABLE FINISHES FOR PRODUCTS SHOWN ON THIS PAGE  
 A (Mill Finish Aluminum) D (Dark Bronze Anodized)

800-824-3018 | [www.pemko.com](http://www.pemko.com)

Check the web site for the up-to-date catalog

Copyright © 2015-2025, ASSA ABLOY Accessories and Door Controls Group, Inc., an ASSA ABLOY Group company. All rights reserved.  
 Reproduction in whole or in part without the express written permission of ASSA ABLOY Accessories and Door Controls Group, Inc. is prohibited.

**PEMKO**  
**ASSA ABLOY**

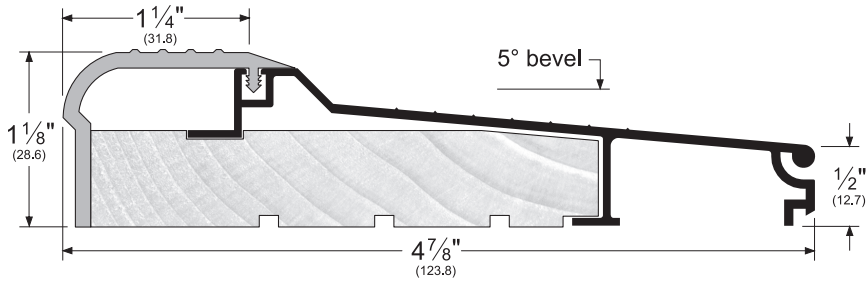
Experience a safer  
 and more open world

## FIXED ECO-V™ TOP RESIDENTIAL SILLS

- Fixed rigid Eco-V™ (V) cap includes ratchet lock feature which prevents moisture penetration and securely fastens Eco-V™ to aluminum extrusion

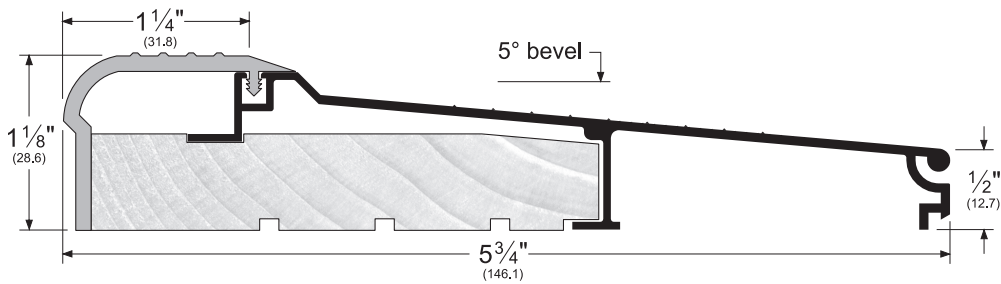
### N84518\_V

AVAILABLE FINISHES: A, D



### N85518\_V

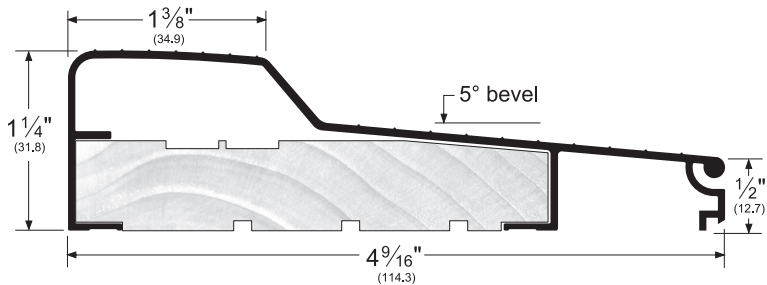
AVAILABLE FINISHES: A, D



## RESIDENTIAL ALL-ALUMINUM FIXED SILLS

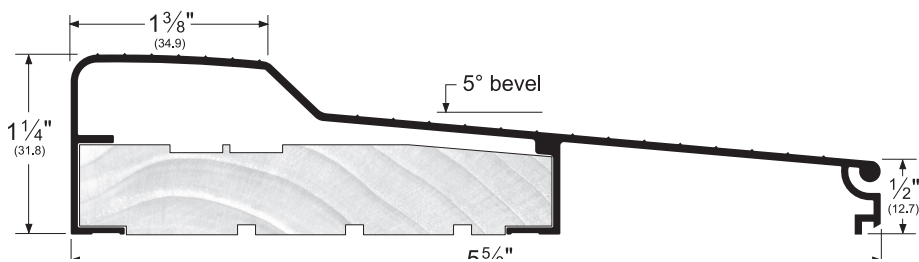
### 84514\_

AVAILABLE FINISHES: A, D



### 85514\_

AVAILABLE FINISHES: A, D



NOTE: Products shown in this section may not be drawn to scale.

AVAILABLE FINISHES FOR PRODUCTS SHOWN ON THIS PAGE  
 A (Mill Finish Aluminum) D (Dark Bronze Anodized)



Experience a safer  
and more open world

800-824-3018 | [www.pemko.com](http://www.pemko.com)  
 Check the web site for the up-to-date catalog

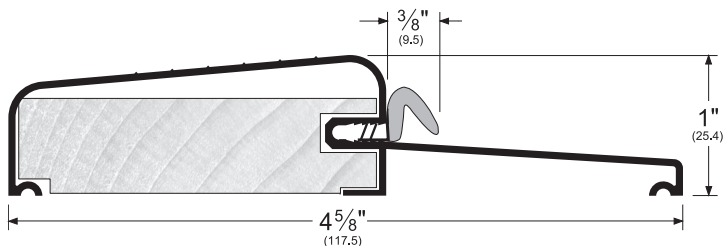
Copyright © 2015-2025, ASSA ABLOY Accessories and Door Controls Group, Inc., an ASSA ABLOY Group company. All rights reserved.  
 Reproduction in whole or in part without the express written permission of ASSA ABLOY Accessories and Door Controls Group, Inc. is prohibited.

## OUTSWING FIXED BUMPER SILLS

- High dam design restricts water intrusion
- Supplied with high quality Q103 (Q) kerf-in seal
- 8452\_Q is extendable to interior

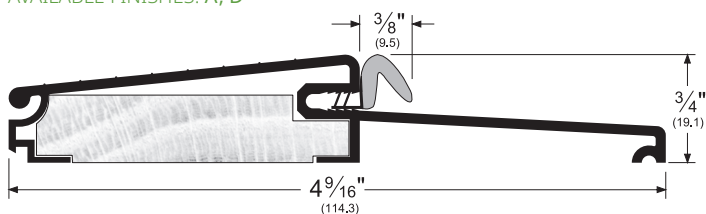
### 8451\_Q

AVAILABLE FINISHES: A, D



### 8452\_Q

AVAILABLE FINISHES: A, D

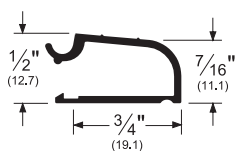


## EXTENDERS FOR ALL RESIDENTIAL SILLS

- Extenders fit all 4 7/8" wide and 5 3/4" wide extrusions
- Extenders are available for jambs as wide as 8 3/4"
- Not for use with 8451\_Q

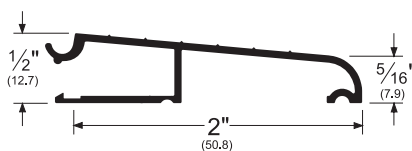
### EXT3/4\_

AVAILABLE FINISHES  
A, D



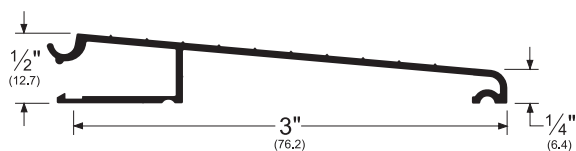
### EXT2\_

AVAILABLE FINISHES:  
A, D



### EXT3\_

AVAILABLE FINISHES:  
A, D



NOTE: Products shown in this section may not be drawn to scale.

AVAILABLE FINISHES FOR PRODUCTS SHOWN ON THIS PAGE

A (Mill Finish Aluminum) D (Dark Bronze Anodized)

For Kerf Gasket: BL (Black) W (White)

800-824-3018 | www.pemko.com

Check the web site for the up-to-date catalog

Copyright © 2015-2025, ASSA ABLOY Accessories and Door Controls Group, Inc., an ASSA ABLOY Group company. All rights reserved.  
Reproduction in whole or in part without the express written permission of ASSA ABLOY Accessories and Door Controls Group, Inc. is prohibited.

**PEMKO**  
**ASSA ABLOY**


Experience a safer  
and more open world



Experience a safer  
and more open world

800-824-3018 | [www.pemko.com](http://www.pemko.com)  
Check the web site for the up-to-date catalog

Copyright © 2015-2025, ASSA ABLOY Accessories and Door Controls Group, Inc., an ASSA ABLOY Group company. All rights reserved.  
Reproduction in whole or in part without the express written permission of ASSA ABLOY Accessories and Door Controls Group, Inc. is prohibited.



# FLOOR MOLDING, TRIM & HANDYSHAPES™

## CONTENTS:

Carpet Bar and Seam Binding.....	278
Stair Nosing.....	278
Oak Seam Binding, Floor Edging, and Carpet Trim.....	278

## INDEX:

PRODUCT	PAGE	PRODUCT	PAGE
2120 .....	278	2219 .....	278
2132 .....	278	2219W.....	278
2132W.....	278		
2134.....	278		

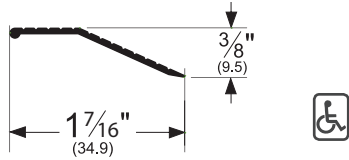
## CARPET BAR - STANDARD

- Carpet Bars protect and provide a neat trim for the edge of carpet

2132\_

AVAILABLE FINISHES: **A, G**  
AVAILABLE LENGTHS: **36", 72"**

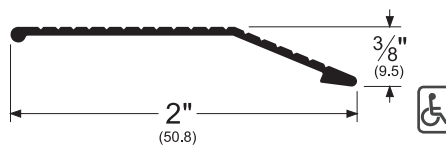
Provided with drive nails



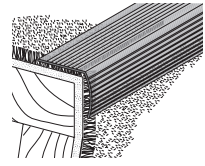
2134\_

AVAILABLE FINISHES: **A, G**  
AVAILABLE LENGTHS: **36", 72"**

Provided with drive nails



### Typical Installation



2120\_ shown installed

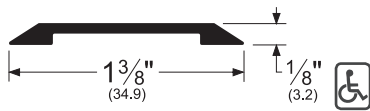
## SEAM BINDING

- Covers seams and joins in linoleum, tile, carpet, and other floor coverings

2219\_

AVAILABLE FINISHES: **A, G**  
AVAILABLE LENGTHS: **36", 72"**

Provided with drive nails

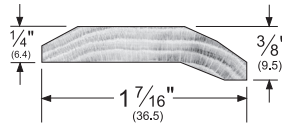


## OAK CARPET TRIM

- Covers and protects carpet edges or seams between two surfaces
- Oak is provided unfinished with countersunk holes and brass plated screws

2132W

AVAILABLE FINISH: **W**  
AVAILABLE LENGTHS: **36", 72"**



## STAIR NOSING

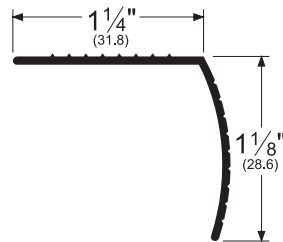
- Protects and improves the appearance of stair edges

2120\_

AVAILABLE FINISHES: **A, G**  
AVAILABLE LENGTHS: **36", 72"**

Provided with drive nails

Ribbed top surface and fluted face




## OAK SEAM BINDING

- Oak Seam Binding covers seams between wood, tile, linoleum and other surfaces
- Oak is provided unfinished with countersunk holes and brass plated screws

2219W

AVAILABLE LENGTHS: **36", 72"**



**PEMKO**  
**ASSA ABLOY**

AVAILABLE FINISHES FOR PRODUCTS SHOWN ON THIS PAGE  
**A** (Mill Finish Aluminum) **G** (Gold Anodized) **W** (Solid Oak)

800-824-3018 | [www.pemko.com](http://www.pemko.com)  
Check the web site for the up-to-date catalog


# PEMKO WEATHERIZATION PRODUCTS

## CONTENTS:

Foam Tape .....	280
Neoprene Tape .....	280
Miscellaneous Tape .....	281
Spring Bronze Weatherstrip .....	281
Garage Door Weatherstrip .....	281

## INDEX:

PRODUCT	PAGE	PRODUCT	PAGE	PRODUCT	PAGE
P51B17 .....	281	P266 .....	280	P391 .....	280
P240 .....	280	P361V16 .....	281	P392 .....	280
P241 .....	280	P364R16 .....	281	P393 .....	280
P241-30 .....	280	P365V16 .....	281	P394 .....	280
P242 .....	280	P380 .....	281	P396 .....	280
P243 .....	280	P381 .....	281	P397 .....	280
P244 .....	280	P382 .....	281	P480 .....	281
P260 .....	280	P384 .....	281	P484 .....	281
P261 .....	280	P385 .....	280	P490 .....	280
P262 .....	280	P386 .....	280	P491 .....	280
P263 .....	280	P387 .....	281	P493 .....	280
P264 .....	280	P388 .....	281	P497 .....	280
P265 .....	280	P390 .....	280		



800-824-3018 | [www.pemko.com](http://www.pemko.com)  
 Check the web site for the up-to-date catalog

Copyright © 2015-2025, ASSA ABLOY Accessories and Door Controls Group, Inc., an ASSA ABLOY Group company. All rights reserved.  
 Reproduction in whole or in part without the express written permission of ASSA ABLOY Accessories and Door Controls Group, Inc. is prohibited.

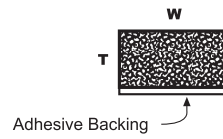
**PEMKO**  
**ASSA ABLOY**

Experience a safer  
 and more open world


## OPEN CELL POLYURETHANE FOAM TAPE

- Easily compressible self-adhesive weatherstrip

Product #	Color	Thickness (T)		Width (W)		Length
P390	Gray	3/16"	X	3/8"	X	17'
P391	White	1/4"	X	3/8"	X	17'
P392	Gray	3/8"	X	3/8"	X	17'
P393	Gray	1/2"	X	1/2"	X	17'
P394	Gray	1/2"	X	3/4"	X	17'
P396	Charcoal	1/4"	X	1/2"	X	17'
P397	White	1/8"	X	3/8"	X	17'



### Suggested Installation

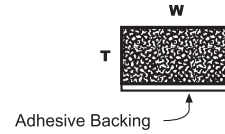


Open Cell Foam Tape installed on casement window.

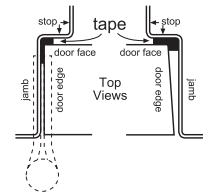
## CLOSED CELL SOFT PVC FOAM TAPE

- Flexible, conformable, and softly compressible self-adhesive weatherstrip
- Highly resilient: resists ultraviolet, oxygen and moisture degradation
- Seals against air and water, around doors and windows

Product #	Color	Thickness (T)		Width (W)		Length
P240	Gray	1/8"	X	1/4"	X	17'
P241	Gray	3/16"	X	3/8"	X	17'
P241-30	Gray	3/16"	X	3/8"	X	30'
P242	Gray	1/4"	X	3/8"	X	17'
P243	Gray	3/8"	X	3/8"	X	17'
P244	Gray	3/8"	X	3/4"	X	17'



### Suggested Installation

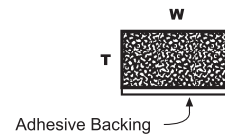


Top view of Closed Cell PVC Soft Foam Tape installed on door opening.

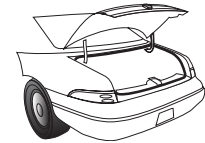
## CLOSED CELL FIRM PVC FOAM TAPE

- Moderately compressible self-adhesive weatherstrip

Product #	Color	Thickness (T)		Width (W)		Length
P260	Black	1/8"	X	1/4"	X	17'
P261	Black	3/16"	X	3/8"	X	17'
P262	Black	3/16"	X	3/4"	X	17'
P263	Black	5/16"	X	3/8"	X	10'
P264	Black	5/16"	X	3/4"	X	10'
P265	Black	7/16"	X	3/8"	X	10'
P266	Black	7/16"	X	3/4"	X	10'
P385	Gray	1/4"	X	1/2"	X	10'
P386	Gray	1/4"	X	3/4"	X	10'



### Suggested Installation

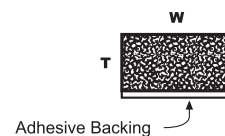


Closed Cell PVC Firm Foam Tape installed as car trunk weatherstrip.

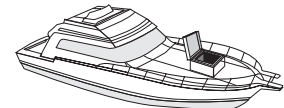
## EPDM SPONGE NEOPRENE TAPE

- Slightly compressible self-adhesive weatherstrip
- Resists deterioration and remains flexible at sub-zero temperatures
- Superior product for weatherstripping doors, windows, hatchways, lids and covers

Product #	Color	Thickness (T)		Width (W)		Length
P490	Gray	1/8"	X	3/8"	X	10'
P491	Gray	1/4"	X	3/8"	X	10'
P493	Gray	1/4"	X	1/2"	X	10'
P497	Gray	1/4"	X	3/4"	X	10'



### Suggested Installation



EPDM Sponge Neoprene Tape installed as boat hatch weatherstrip.

**PEMKO**  
**ASSA ABLOY**

Experience a safer  
and more open world

800-824-3018 | [www.pemko.com](http://www.pemko.com)  
Check the web site for the up-to-date catalog

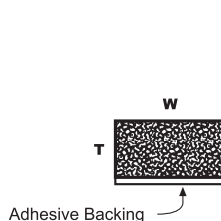
Copyright © 2015-2025, ASSA ABLOY Accessories and Door Controls Group, Inc., an ASSA ABLOY Group company. All rights reserved. Reproduction in whole or in part without the express written permission of ASSA ABLOY Accessories and Door Controls Group, Inc. is prohibited.

## CLOSED CELL SPONGE NEOPRENE TAPE

- Superior product for weatherstripping homes, cars, trucks and boats
- Resists deterioration from oily substances
- Remains flexible at high and low temperatures

Product #	Color	Thickness (T)		Width (W)		Length
P380	Black	3/16"	x	3/8"	x	10'
P381	Black	5/16"	x	3/8"	x	10'
P382	Black	5/16"	x	3/4"	x	10'
P384	Black	7/16"	x	3/4"	x	10'
P387	Black	3/16"	x	3/4"	x	10'
P388	Black	5/16"	x	1/2"	x	10'
P484	Black	7/16"	x	3/8"	x	10'

### Suggested Installation

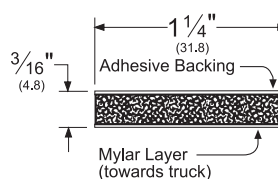


Closed Cell Sponge Neoprene Tape installed as car door weatherstrip.


## CLOSED CELL SPONGE VINYL CAMPER TAPE

- Mylar-backed tape cushions between camper and truck

Product #	Color	Thickness (T)		Width (W)		Length
P480	Gray	3/16"	x	1 1/4"	x	30'



### Suggested Installation

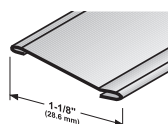


Sponge Vinyl Camper Tape installed as seal between camper and truck bed

## SPRING BRONZE WEATHERSTRIP

- For use on wood doors and wood casement windows
- .008" hemmed spring bronze (brass)
- Packaged with nails. Nails should be approximately 1 1/2" on center

Product #	Material	Width		Length
P51B17	Bronze	1 1/8"	x	17'

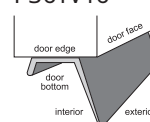


## GARAGE DOOR WEATHERSTRIP

- All garage door weatherstrips are furnished with roofing nails

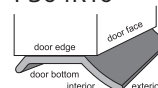
Product #	Color	Height		Width		Length
P361V16	Black	1 1/2"	x	1"	x	16'
P364R16	Black	3/4"	x	2 1/4"	x	16'
P365V16	Gray	1 3/4"	x	5/8"	x	16'

### P361V16



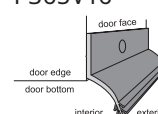
- Nails to door edge, bottom or jamb, closing gaps up to 1 1/2"

### P364R16



- Nails to door bottom, closing gaps up to 5/8"

### P365V16



- Nails to door edge, bottom or face, closing gaps up to 1 3/4"



Experience a safer  
and more open world

800-824-3018 | [www.pemko.com](http://www.pemko.com)  
*Check the web site for the up-to-date catalog*

Copyright © 2015-2025, ASSA ABLOY Accessories and Door Controls Group, Inc., an ASSA ABLOY Group company. All rights reserved.  
Reproduction in whole or in part without the express written permission of ASSA ABLOY Accessories and Door Controls Group, Inc. is prohibited.

# PEMKO FIRE GLAZING TAPE

---

## CONTENTS:

Fire Glazing Tape .....	284
Fire Glazing Tape Applications .....	285

## INDEX:

<u>PRODUCT</u>	<u>PAGE</u>	<u>PRODUCT</u>	<u>PAGE</u>
FG3000S45 .....	284	FG3000S90 .....	284
FG3000S45 .....	285	FG3000S90 .....	288
FG3000S45 .....	286	FG3000S90 .....	289
FG3000S45 .....	287	HSS2000 .....	289
FG3000S45 .....	290		

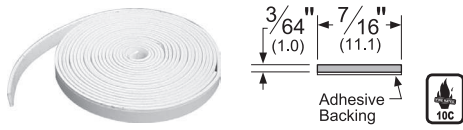


## FIRE GLAZING TAPE

- Verify all applications with your door and/or frame manufacturer
- **FG3000S45** and **FG3000S90** are specially formulated high-performance fire glazing tapes
- For exterior fire-rated applications, seal against moisture using standard industry methods

### FG3000S45

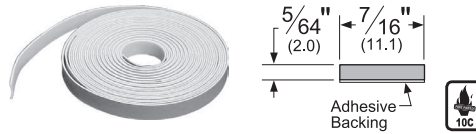
AVAILABLE LENGTHS: 7', 8', 14', 16'



Color: White

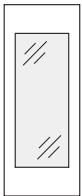
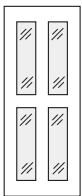
### FG3000S90

AVAILABLE LENGTHS: 8', 16'



Color: White

### Fire Glazing Tape in Larger Lite Applications

<p><b>Single Vision Lites (Wood/Hollow Metal Door)</b></p> 	<p>Maximum Height: 84"                  Maximum Width: 34"                  Maximum Total Square Inches (Visible Glass Area): 2,856</p>	<ul style="list-style-type: none"> <li>• In 20-, 45-, 60- and 90-minute rated wood and hollow metal doors with metal vision frames, the use of FG3000 fire glazing tape allows for much larger vision lites</li> <li>• In 20- and 45-minute rated hollow metal screens, the use of FG3000 fire glazing tape allows for much larger sidelites, borrowed lites and glass transoms</li> <li>• New allowable visible glass areas for vision lites in 20- and 45-minute rated wood and hollow metal doors with FG3000S45 is 2,856 square inches with a maximum height of 84" and a maximum width of 34"</li> </ul>
<p><b>Multiple Vision Lites (Hollow Metal Door)</b></p> 	<p>Maximum Height (Each Lite): 12"                  Maximum Width (Each Lite): 46"                  Maximum Combined Square Inches (All Visible Glass Areas): 2,208</p>	<ul style="list-style-type: none"> <li>• For 90-minute hollow metal doors with <b>FG3000</b> fire glazing tape, 12" x 46" vision lites are allowed, but the total number of lites must not exceed four (4) per door. The combined total visible glass area allowed is 2208 square inches</li> </ul>



Experience a safer and more open world

800-824-3018 | [www.pemko.com](http://www.pemko.com)  
 Check the web site for the up-to-date catalog

Copyright © 2015-2025, ASSA ABLOY Accessories and Door Controls Group, Inc., an ASSA ABLOY Group company. All rights reserved. Reproduction in whole or in part without the express written permission of ASSA ABLOY Accessories and Door Controls Group, Inc. is prohibited.

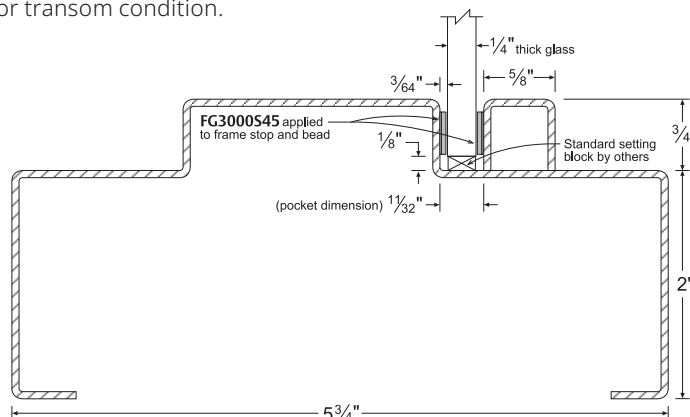
# FG3000S45 FIRE GLAZING TAPE IN 20- AND 45-MINUTE HOLLOW METAL FRAME (SCREEN)

## Sidelite/Borrowed Lite/Transom Lite Applications

- Verify all applications with your door and/or frame manufacturer
- For exterior fire-rated applications, a clear silicone caulk is recommended for water proofing

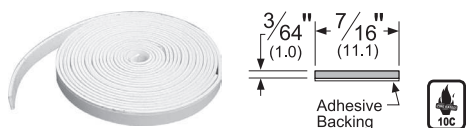
## Sectional View of Application

Hollow metal frame for a sidelite, borrowed lite or transom condition.



## FG3000S45

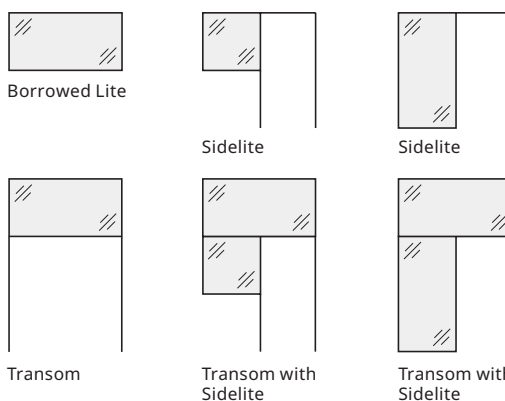
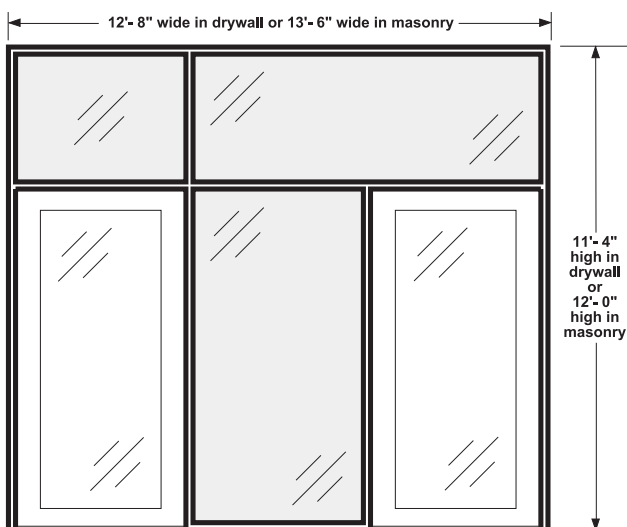
AVAILABLE LENGTHS: 7', 8', 14', 16'



Color: White

## Technical Data for 20- And 45-Minute Hollow Metal Screens Equipped with FG3000S45 (Sidelite/Borrowed Lite/Transom Lite Applications)

### Lite Configurations



The maximum visible glass area allowed for side lites, borrowed lites, and glass transoms is 4,704 square inches with a maximum length of 106" in any one direction.

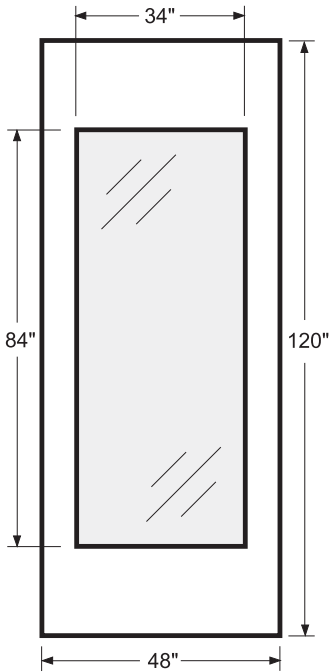
Lite Specifications	Hollow Metal Screen Specifications	Listing/Labeling Specifications
<p>Maximum Lite Size: 106" In Any One Direction</p> <p>Maximum Lite Combined Square Inches: Not To Exceed 4,704</p>	<p>Maximum Dimensions (Drywall): 12'8" X 11'4"</p> <p>Maximum Dimensions (Masonry): 13'6" X 12'0"</p> <p>Metal Requirements: Frames are restricted to a minimum of 16-gauge with 5/8" high stops and 18-gauge glazing bead with #8 fasteners at 9" maximum centers</p>	<ul style="list-style-type: none"> <li>• Door and frame must be manufactured by companies that are classified by <b>Underwriters Laboratories Inc.®</b> for the manufacturing and labeling of hollow metal fire doors. <b>Warnock Hersey (I.T.S.)</b> listings are also available through participating hollow metal manufacturers</li> <li>• Listed Glazing Products include: <ul style="list-style-type: none"> <li>- <b>Wire Glazing:</b> Pilkington, Asahi and Central Glass</li> </ul> </li> <li>• All vision lite kits must be listed fire door glass frames, packaged with FG3000S45 or FG3000S90</li> <li>• Individual door and frame manufacturers' modification procedures may vary slightly from the size listings shown</li> </ul>



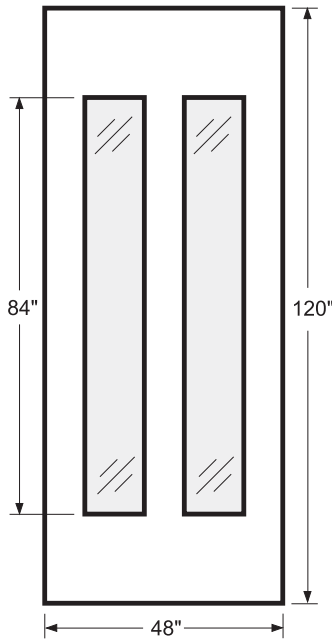
# FG3000S45 FIRE GLAZING TAPE IN 20- AND 45-MINUTE HOLLOW METAL DOOR

## Metal Vision Frame Applications

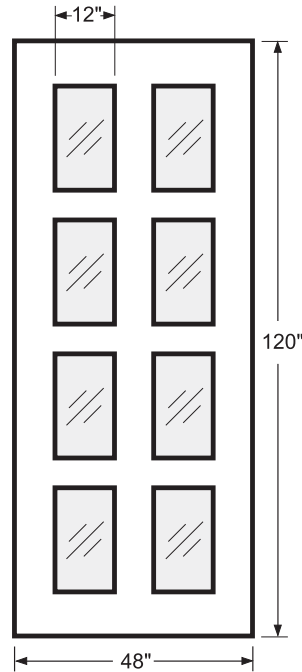
- Maximum hollow metal door size: 48" x 120" single, pairs approved
- Door and frame must be manufactured by companies that are classified by Underwriters Laboratories Inc.® for the manufacturing and labeling of hollow metal fire doors and frames. Warnock-Hersey (I.T.S.) listings are also available through participating hollow metal manufacturers
- For exterior fire rated applications, seal against moisture using standard industry methods
- Verify all applications with your door and/or frame manufacturer




For 20 minute and 45 minute the maximum visible glass size allowed is 34" wide x 84" high or 2,856 square inches per vision lite.



Multiple vision lites are allowed in both the 20 minute and 45 minute, but the combined total visible glass area allowed is 2,856 square inches per door.



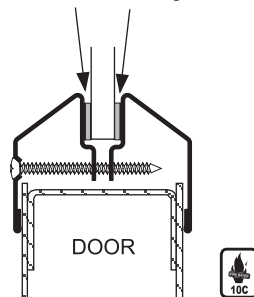
## FG3000S45



Color: White

## Sectional View of Applications

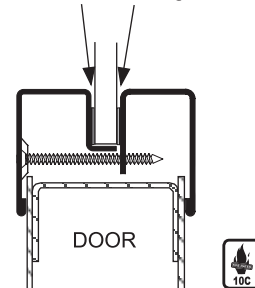
FG3000S45 applied between frame and glass



Beveled



FG3000S45 applied between frame and glass



Square



Experience a safer and more open world

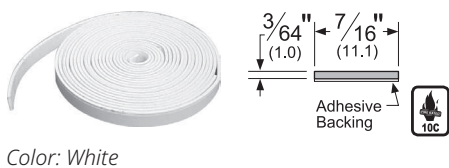
800-824-3018 | www.pemko.com  
Check the web site for the up-to-date catalog

Copyright © 2015-2025, ASSA ABLOY Accessories and Door Controls Group, Inc., an ASSA ABLOY Group company. All rights reserved. Reproduction in whole or in part without the express written permission of ASSA ABLOY Accessories and Door Controls Group, Inc. is prohibited.

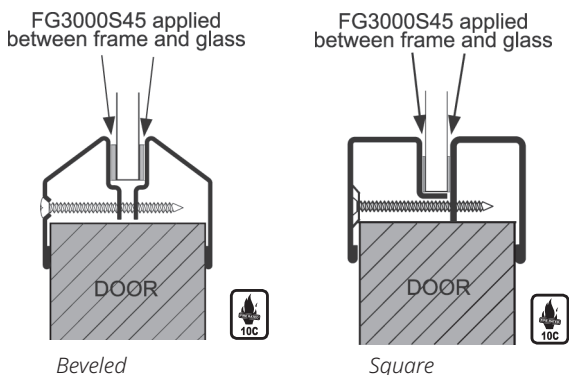
# FG3000S45 FIRE GLAZING TAPE IN 20- AND 45-MINUTE WOOD DOOR

## Metal Vision Frame Applications

### FG3000S45

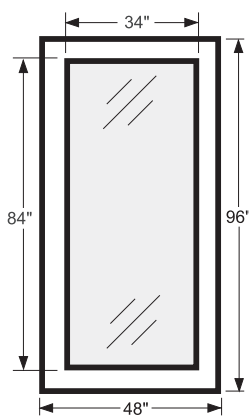


### Sectional View of Applications

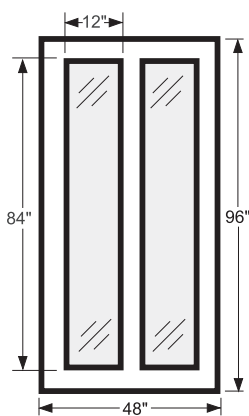


### Technical Data for 20- And 45-Minute Wood Doors Equipped with FG3000S45 (Metal Vision Frame, Single and Multiple Lite Applications)

#### Lite Configurations



Single Vision Lite



Multiple Vision Lites

The maximum visible glass area allowed for single lites is 34" wide x 84" high; for single and multiple lites, the total visible glass area allowed is 2,856 square inches per door.

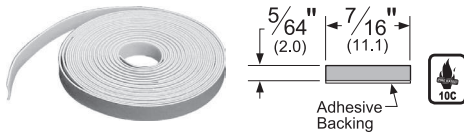
Lite Specifications	Door Specification	Listing/Labeling Specifications
<p><b>Maximum Dimensions (Single Lite):</b> 34" wide x 84" high, 2,856 square inches per lite</p> <p><b>Maximum Combined Dimensions (Multiple Lites):</b> Multiple vision lites are allowed in both the 20- and 45-minute doors, but the combined total visible glass area allowed is 2,856 square inches per door.</p>	<p><b>Maximum Dimensions:</b> Or both 20- and 45-minute doors, the maximum wood door size is 48" x 96" single, pairs approved</p>	<ul style="list-style-type: none"> <li>• Door and frame must be manufactured by companies that are classified by Underwriters Laboratories Inc.® for the manufacturing and labeling of hollow metal fire doors. Warnock Hersey (I.T.S.) listings are also available through participating hollow metal manufacturers</li> <li>• Listed Glazing Products include: <ul style="list-style-type: none"> <li>- <b>Wire Glazing:</b> Pilkington, Asahi and Central Glass</li> </ul> </li> <li>• Individual door and frame manufacturers' modification procedures may vary slightly from the size listings shown</li> </ul>

# FG3000S90 FIRE GLAZING TAPE IN 90-MINUTE HOLLOW METAL DOOR METAL VISION FRAME APPLICATIONS

- Verify all applications with your door and/or frame manufacturer
- For exterior fire-rated applications, seal against moisture using industry standard methods

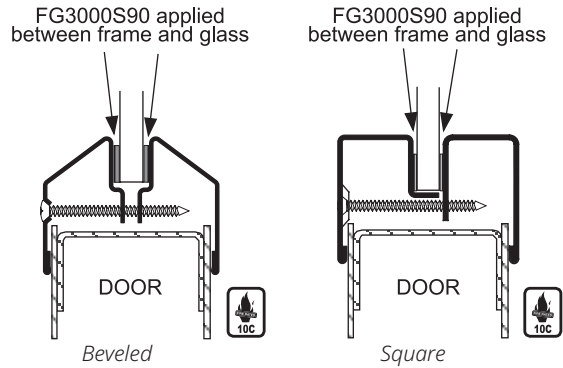
## FG3000S90

AVAILABLE LENGTHS: 8', 16'



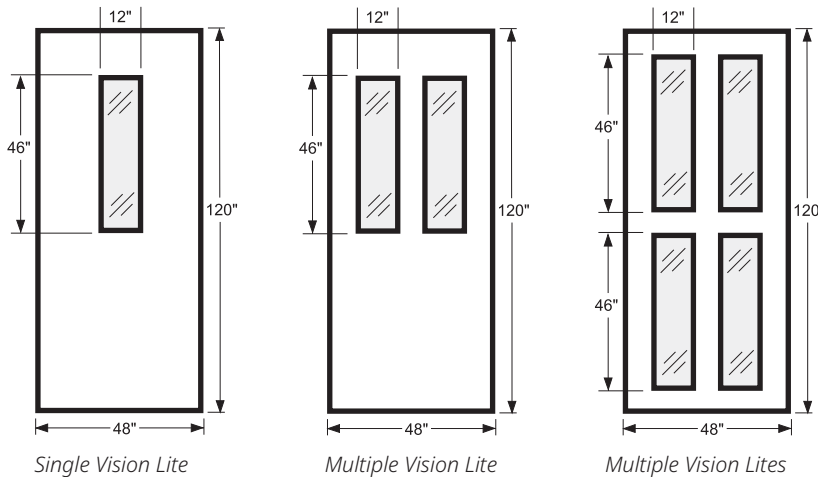
Color: White

## Sectional View of Applications



## Technical Data for 90-Minute Hollow Metal Doors Equipped with FG3000S90 (Metal Vision Frame, Single And Multiple Lite Applications)

### Lite Configurations



The maximum visible glass area allowed for single lites is 12" wide x 46" high or 552 square inches per vision lite; for multiple lites, the largest approved door configuration is two (2) vision lites at 12" wide x 46" high above two (2) vision lites at 12" wide x 46" high (as shown at far right). No more than four (4) lites are allowed per door, and the combined total visible glass area allowed is 2,208 square inches per door.

Lite Specifications	Door Specification	Listing/Labeling Specifications
<p><b>Maximum Dimensions (Single Lite):</b> 12" wide x 46" high, 552 square inches per lite</p> <p><b>Maximum Combined Dimensions (Multiple Lites):</b> Multiple vision lites are allowed in 90-minute doors, but the combined total visible glass area allowed is 2,208 square inches per door. No more than four (4) lites are allowed per door. The largest approved configuration is above two (2) vision lites at 12" wide x 46" high above two vision lites at 12" wide x 46" high.</p>	<p><b>Maximum Dimensions:</b> For 90-minute doors, the maximum hollow metal door size is 48" x 120" single, pairs approved.</p>	<ul style="list-style-type: none"> <li>• Door and frame must be manufactured by companies that are classified by Underwriters Laboratories Inc.® for the manufacturing and labeling of hollow metal fire doors. Warnock Hersey (I.T.S.) listings are also available through participating hollow metal manufacturers</li> <li>• Listed Glazing Products include: <ul style="list-style-type: none"> <li>– Wire Glazing: Pilkington, Asahi and Central Glass</li> </ul> </li> <li>• Individual door and frame manufacturers' modification procedures may vary slightly from the size listings shown.</li> </ul>



Experience a safer and more open world

800-824-3018 | www.pemko.com  
Check the web site for the up-to-date catalog

Copyright © 2015-2025, ASSA ABLOY Accessories and Door Controls Group, Inc., an ASSA ABLOY Group company. All rights reserved. Reproduction in whole or in part without the express written permission of ASSA ABLOY Accessories and Door Controls Group, Inc. is prohibited.

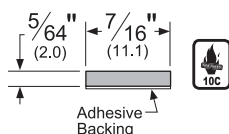
# FG3000S90 FIRE GLAZING TAPE IN 60- AND 90-MINUTE WOOD DOORS

## Metal Vision Frame Applications

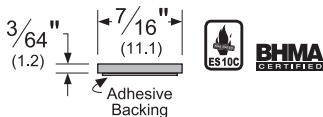
- Verify all applications with your door and/or frame manufacturer
- For exterior fire-rated applications, a clear silicone caulk is recommended for water proofing

### FG3000S90

AVAILABLE LENGTHS: 8', 16'

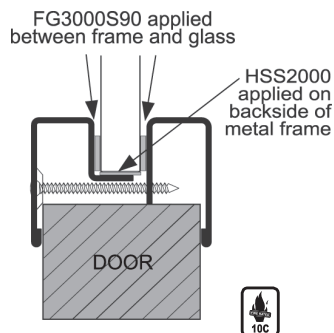


### HSS2000



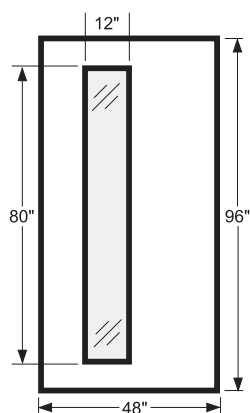
HSS2000 is required to be installed with FG3000S90 for positive pressure applications only. For more information about HSS2000, please see the Adhesive Gasketing section.

## Sectional View of Applications

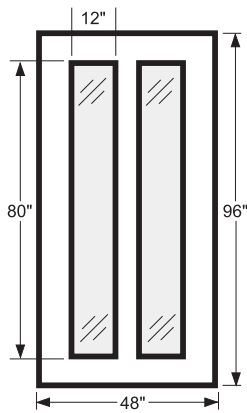


## Technical Data for 60- and 90-Minute Wood Doors Equipped with FG3000S90 & HSS2000 (Metal Vision Frame, Single and Multiple Lite Applications)

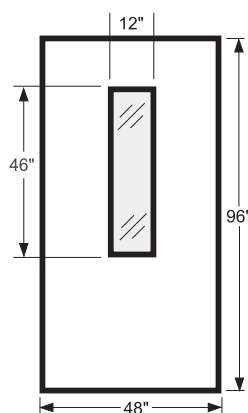
### Lite Configurations



Single Vision Lite, 60-Minute Door



Multiple Vision Lites, 60-Minute Door



Single Vision Lite, 90-Minute Door

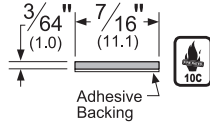
The maximum visible glass area allowed for 60-minute single lites is 12" wide x 80" high or 960 square inches per vision lite; 90-minute doors are allowed a maximum visible glass area of 12" wide x 46" high or 552 square inches per vision lite. Multiple lites (allowed on 60-minute doors only) have a maximum combined visible glass area of 1,920 square inches per door.

Lite Specifications	Door Specification	Listing/Labeling Specifications
<p><b>Maximum Dimensions (Single Lite, 60-Minute):</b> 12" wide x 80" high; 960 square inches per lite</p> <p><b>Maximum Dimensions (Single Lite, 90-Minute):</b> 12" wide x 46" high; 552 square inches per lite</p> <p><b>Maximum Combined Dimensions (Multiple Lites, 60-Minute):</b> Multiple vision lites are allowed in 60-minute doors only; the combined total visible glass area allowed is 1,920 square inches per door</p>	<p><b>Maximum Dimensions:</b> For both 60- and 90-minute doors, the maximum wood door size is 48" x 96" single, pairs approved</p>	<ul style="list-style-type: none"> <li>• Door must be manufactured by companies that are classified by Underwriters Laboratories Inc.® for the manufacturing and labeling of hollow metal fire doors. Warnock Hersey (I.T.S.) listings are also available through participating hollow metal manufacturers.</li> <li>• Listed Glazing Products include: <ul style="list-style-type: none"> <li>– Wire Glazing: Pilkington, Asahi and Central Glass</li> </ul> </li> <li>• Individual door and frame manufacturers' modification procedures may vary slightly from the size listings shown</li> <li>• HSS2000 is required on Positive Pressure applications only</li> </ul>

# FG3000S45 FIRE GLAZING TAPE IN 20- AND 45-MINUTE WOOD DOORS AND FRAMES

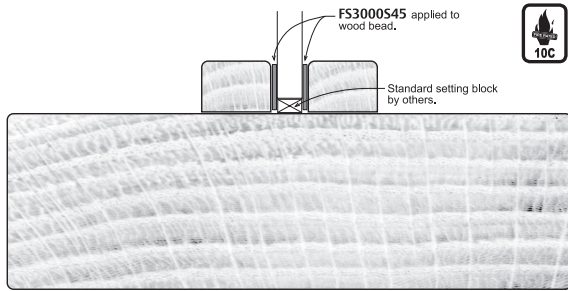
## FG3000S45

AVAILABLE LENGTHS:  
7', 8', 14', 16'



- Verify all applications with your door and/or frame manufacturer
- For exterior fire-rated applications, seal against moisture using standard industry methods
- Wood vision frames rated 20-minute and 45-minute
- Wood sidelite frames rated 20-minute and 45-minute
- Wood borrowed lite frames rated 20-minute and 45-minute

### Technical Data for 20-Minute Wood Sidelite Frame/Wood Lite Bead/Clear Tempered Glass



#### Maximum Visible Glazing Dimensions (Sidelite):

32 7/8" x 87 13/16"

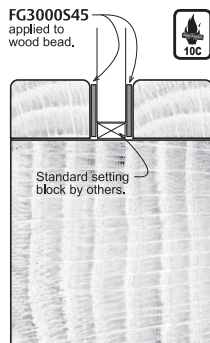
#### Glazing Materials (Sidelite):

- PyroEdge 20™ by Interedge Technologies
- Fireglass 20™ by Technical Glass Products

#### Listing/Labeling Specifications:

- Positive Pressure Tested and Listed
- Verify availability with door and frame manufacturer

### Technical Data For 20-Minute Full Lite Wood Door/Wood Lite Frame/Clear Tempered Glass



#### Maximum Visible Glazing Dimensions (Lite):

- (4'0" x 8'0" Door): 32 7/8" x 75 13/16"
- (4'0" x 8'0" Door): 32 7/8" x 75 13/16"

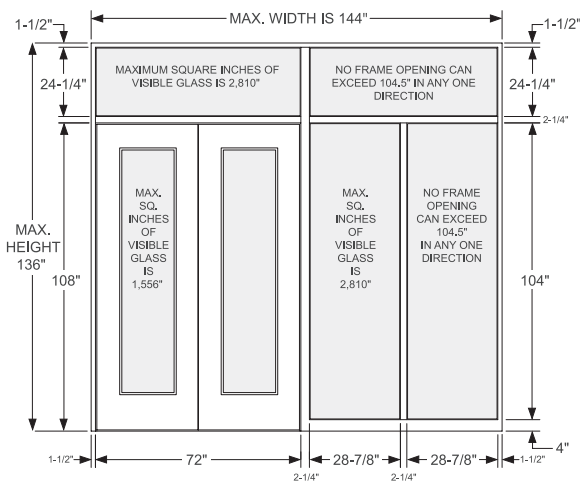
#### Glazing Materials (Sidelite):

- PyroEdge 20™ by Interedge Technologies
- Fireglass 20™ by Technical Glass Products

#### Listing/Labeling Specifications:

- Positive Pressure Tested and Listed
- Verify availability with door and frame manufacturer

### Technical Data for: 20- and 45-Minute Full Lite Wood Door/Wood Lite Frame With Wire Glass or FireLite™, 20- and 45-Minute Wood Sidelite Frame/Borrowed Lite Frame/Transom Lite Frame with Wire Glass or FireLite™



#### Lite Specifications (see diagram at left):

- Positive Pressure Tested and Listed
- Large visible glazing areas
- Wire Glass and FireLite™
- Verify availability with door and frame manufacturer.

#### Contact These Manufacturers:

##### Navy Island, Inc.

275 Marie Ave East, West St. Paul, MN 55118  
Phone: 651.451.4454, Fax: 651.451.4484

##### Eggers Industries - Frame Plant

1819 East River Street, Two Rivers, WI 54241  
Phone: 920.793.1351, Fax: 920.793.2958




Experience a safer  
and more open world

800-824-3018 | www.pemko.com  
Check the web site for the up-to-date catalog

Copyright © 2015-2025, ASSA ABLOY Accessories and Door Controls Group, Inc., an ASSA ABLOY Group company. All rights reserved. Reproduction in whole or in part without the express written permission of ASSA ABLOY Accessories and Door Controls Group, Inc. is prohibited.

# PEMKO DOOR & FRAME ACCESSORIES



## CONTENTS:

Glazing Bead/Spreader Bar .....	292
Reinforcements - Fillers .....	292
Reinforcements - Misc. ....	293

## INDEX:

<u>PRODUCT</u>	<u>PAGE</u>
CB1-50PK .....	292
CR2-5PK .....	293
GS2-20PK .....	292
GS3-20PK .....	292
GS4-20PK .....	292
HF3-25PK .....	292

800-824-3018 | [www.pemko.com](http://www.pemko.com)  
 Check the web site for the up-to-date catalog

Copyright © 2015-2025, ASSA ABLOY Accessories and Door Controls Group, Inc., an ASSA ABLOY Group company. All rights reserved.  
 Reproduction in whole or in part without the express written permission of ASSA ABLOY Accessories and Door Controls Group, Inc. is prohibited.

**PEMKO**  
**ASSA ABLOY**

Experience a safer  
 and more open world

## GLAZING BEAD/SPREADER BAR

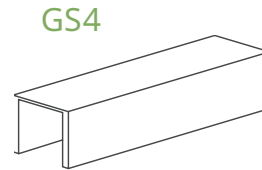
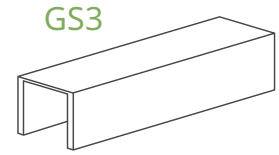
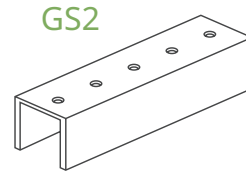
### Glazing Bead

- Sold in 20 packs only
- No fasteners supplied

- GS2-20PK**
- $\frac{5}{8}$ " H x  $\frac{3}{4}$ " W x 10'0" L (Outer Dimension)
  - Punched and countersunk for #8 screw
  - Hole spacings are 6" from ends and 12" on center
  - .049 18 gauge A40 galvanized steel

- GS3-20PK**
- $\frac{5}{8}$ " H x  $\frac{3}{4}$ " W x 10'0" L (Outer Dimension)
  - Blank (no holes)
  - .049 18 gauge A40 galvanized steel

- GS4-20PK**
- $\frac{5}{8}$ " H x  $\frac{3}{4}$ " W x 3'0" L (Outer Dimension)
  - Blank (no holes)
  - .049 18 gauge A40 galvanized steel

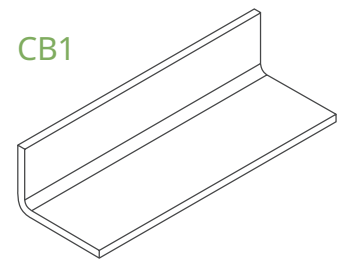


## REINFORCEMENTS - FILLERS

### Corner Fillers

- Holes in one side for anchoring  $1\frac{5}{8}$ " x  $1\frac{5}{8}$ "
- .065 - 16 gauge galvanized steel
- Sold in 50 packs only

- CB1-50PK**
- 2" face frame corner filler.
  - $\frac{5}{8}$ " x  $\frac{7}{16}$ " lip x  $1\frac{13}{16}$ " wide

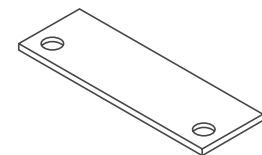


### Frame Hinge Filler Plate

- For  $1\frac{3}{4}$ " rabbeted frames
- Two (2) #12-24 x  $\frac{1}{2}$ " F.H.M.S.
- Sold in 25 packs only

- HF3-25PK**
- $4\frac{1}{2}$ " hinge filler for frames.
  - $1\frac{5}{8}$ " x  $4\frac{1}{2}$ " x .134 HRPO

HF3

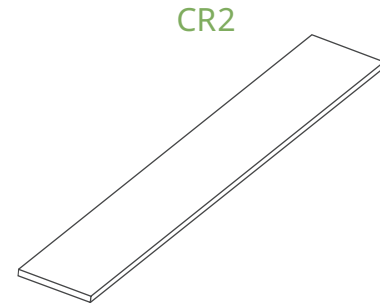


## REINFORCEMENTS - MISC.

### Weld-In Reinforcements

- Weld-in closer reinforcement
- CR2 sold in 5 packs only
- CR3 sold in 20 packs only

- CR2-5PK**
- 12" flat closer reinforcement for standard and PA mount closers
  - 1<sup>3</sup>/<sub>4</sub>" x 12" x .134 - 10 gauge HRPO





Experience a safer  
and more open world

800-824-3018 | [www.pemko.com](http://www.pemko.com)  
Check the web site for the up-to-date catalog

Copyright © 2015-2025, ASSA ABLOY Accessories and Door Controls Group, Inc., an ASSA ABLOY Group company. All rights reserved.  
Reproduction in whole or in part without the express written permission of ASSA ABLOY Accessories and Door Controls Group, Inc. is prohibited.

800-824-3018 | [www.pemko.com](http://www.pemko.com)

*Check the web site for the up-to-date catalog*

Copyright © 2015-2025, ASSA ABLOY Accessories and Door Controls Group, Inc., an ASSA ABLOY Group company. All rights reserved.  
Reproduction in whole or in part without the express written permission of ASSA ABLOY Accessories and Door Controls Group, Inc. is prohibited.


**PEMKO**  
**ASSA ABLOY**

Experience a safer  
and more open world

The ASSA ABLOY Group is the global leader in access solutions.  
Every day, we help billions of people experience a more open world.

ASSA ABLOY Opening Solutions leads the development within door openings and products for access solutions in homes, businesses and institutions. Our offering includes doors, frames, door and window hardware, mechanical and smart locks, access control and service.

**PEMKO**  
**ASSA ABLOY**



Pemko  
5535 Distribution Dr.  
Memphis, TN 38141  
[www.pemko.com](http://www.pemko.com)  
[orders.pemko@assaabloy.com](mailto:orders.pemko@assaabloy.com)

Memphis, TN USA  
P: 800 824 3018  
F: 800 243 3656

Ventura, CA USA  
P: 800 283 9988  
F: 800 283 4050

Vaughan, ON CA  
P: 800 461 3007  
F: 800 461 8989