

# 351 EHT/EHTD Series

Electromechanical  
Closer-Holder  
Release Devices



# Table of Contents

## 351 EHT/EHTD Series

Applications . . . . .	3
Mounting Details . . . . .	4
Electrical Components . . . . .	5
Arms and Components . . . . .	6
Architectural Specifications and How to Order . . . . .	7

The EHT Series of Electromechanical Closer-Holder Release Devices is designed to hold open fire rated doors until power is interrupted by a fire alarm condition or remote release switch. With its rugged track design, the 351 EHT Series is suitable for multiple manual operations. It is also applicable for non-rated doors such as offices or conference rooms, where the convenience of an electrically controlled closer-holder device may be desirable.

Designed for easy installation in Pull, Push and Double Egress applications, the non-handed track, closer body and dual voltage (24VDC or VAC) input makes it easy to specify and install. Common applications are cross corridor and stairwell doors. An auxiliary door stop is required at hold open point.

The EHT includes an ANSI/BHMA A156.4 Grade 1 hydraulic door closer and operates as one during the opening and closing cycles.

### Features

- Exceeds ANSI/BHMA A156.15 requirements for manual/forced release from hold open
- Ideal for facilities with existing fire detection systems
- Conforms to standards UL 10C Positive Pressure Fire Tests of door assemblies
- UL Listed and cUL Listed to Canadian Safety Standards listed for use on fire doors
- Available in 7 finishes
- Holder
  - Fail Safe operation
  - Single point hold open adjustable from 85° to 110°
  - Adjustable holding force for easy pull or push out of hold open
  - Push, pull or double egress installations
  - Thin track design fits on 1-5/8" (41mm) frame (pull side application)
  - One piece aluminum track
  - For interior doors up to 48" (1219mm) wide
  - Non-handed track prepared for both concealed and surface wiring
  - Dual voltage: 24 VDC or VAC @ .1 Amp.
  - Terminal strip for ease of wiring
  - Maintained on/off switch
- Self-resetting fuse on circuit boards
- 2 year limited warranty on electromechanical track assembly
- Closer
  - SARGENT 351 ANSI/BHMA A156.4 Grade 1 Closer
  - Body is cast, one piece high strength aluminum/silicon alloy
  - 1-1/2" (38mm) piston
  - Full size 1/8" (3mm) brass adjusting valves
  - Adjustable spring power
  - Adjustable door speed valve
  - Adjustable latch speed valve
  - Adjustable backcheck valve (Auxiliary door stop required)
  - Optional delayed action valve
  - Machine and wood screws provided for 1-3/4" (44mm) thick doors
  - High impact, non-handed, non-corrosive cover
  - Cover projection 2-3/16" (56mm)
  - 10 year limited warranty on closer body

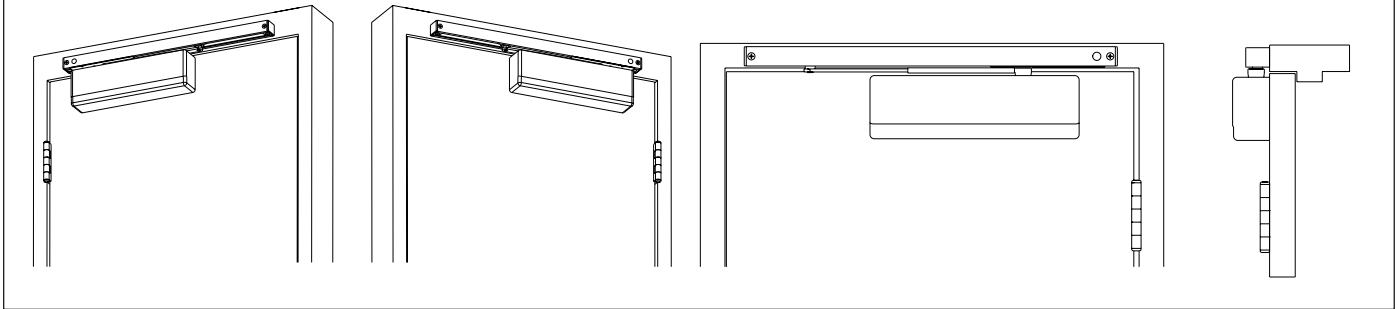
Any retrofit or other field modification to a fire rated opening can potentially impact the fire rating of the opening, and Sargent Manufacturing Company makes no representations or warranties concerning what such impact may be in any specific situation. When retrofitting any portion of an existing fire rated opening, or specifying and installing a new fire-rated opening, please consult with a code specialist or local code official (Authority Having Jurisdiction) to ensure compliance with all applicable codes and ratings.

### On The Cover

SARGENT 351 EHT Pull Side

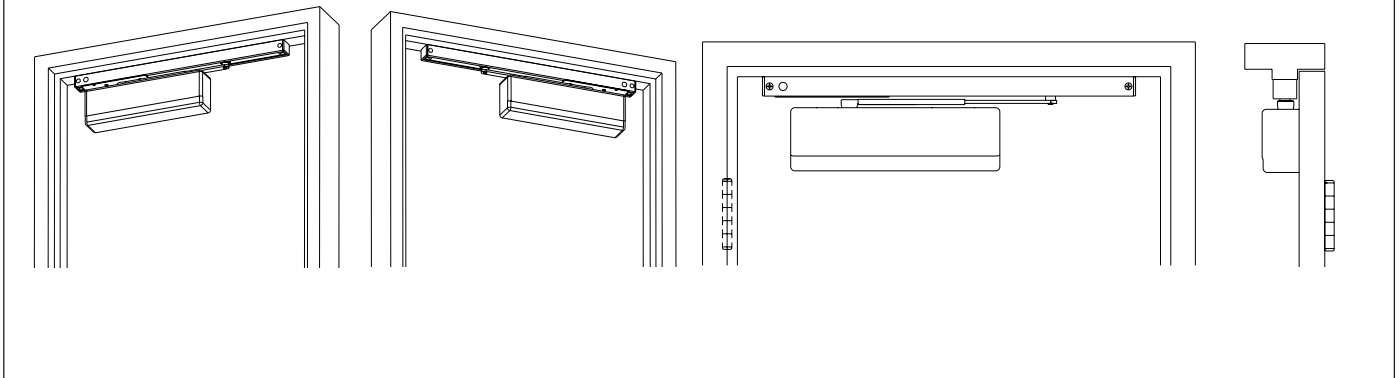
### Pull Side

- Track mounted to face of frame
- 351 closer is mounted on hinge side of door
- Use on corridor or when pull side, single-point hold open is required
- Non-handed



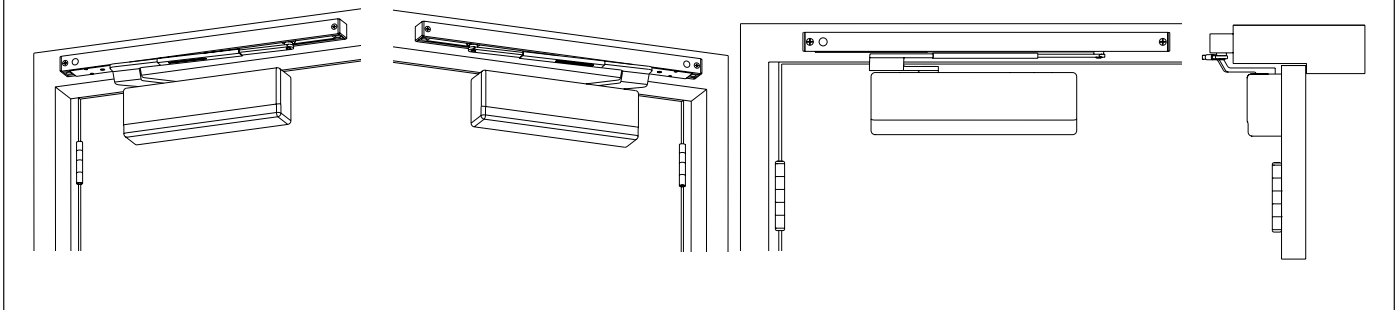
### Push Side

- Track mounted to underside of the frame stop
- 351 closer is mounted to stop side of door
- Use on corridor or stairwell doors where push side, single-point hold open is required
- Non-handed



### Pull Side - Double Egress

- Track mounted to face of frame
- 351 closer is mounted to hinge side of door
- Use on double egress openings when pull side hold open is required
- Double egress arm for reveal of 1/8" to 3" (3mm to 76mm) maximum
- Unit is handed



Copyright © 2004-2021, SARGENT Manufacturing Company. All rights reserved. Reproduction in whole or in part without the express written permission of SARGENT Manufacturing Company is prohibited. Patent pending and/or patent www.assaabloydss.com/patents.

90135 09/21

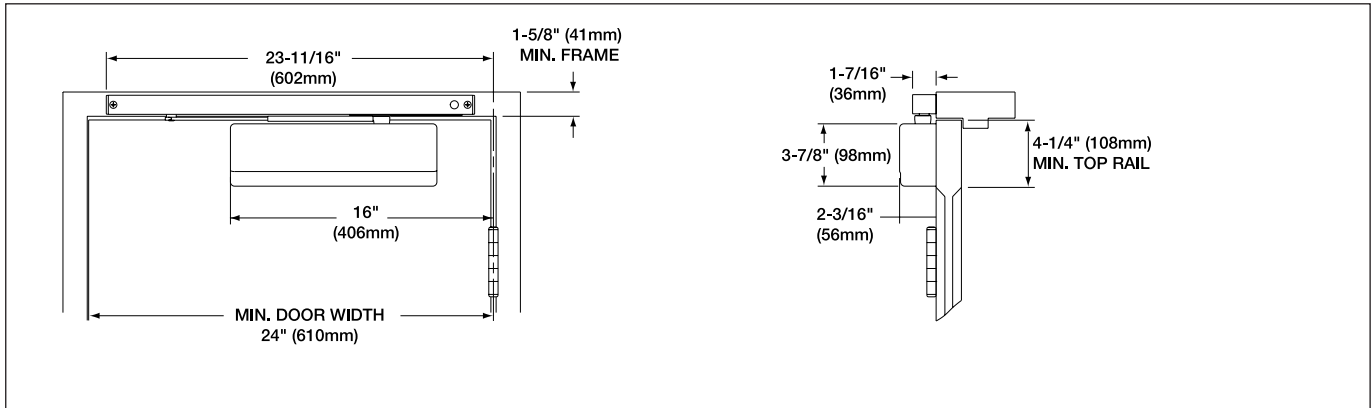
# Mounting Details

## 351 EHT/EHTD Series

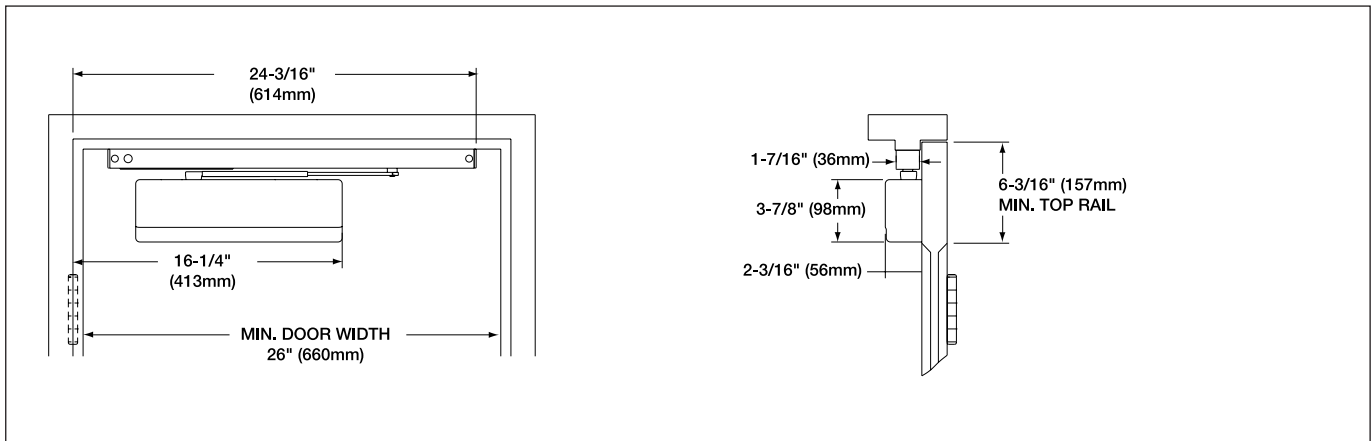
**NOTES:**

- Hold open adjustable from 85° to 110°
- 12 gauge reinforcements required for metal doors and frames
- Minimum stop width of 1-7/16" (36mm) for push applications
- 351-A Mounting Plate may be used for door with narrow top rail (pull application) Order separately as 351-A x finish
- 351-D Drop Bracket may be used for door with narrow top rail (push application) Order separately as 351-D x finish

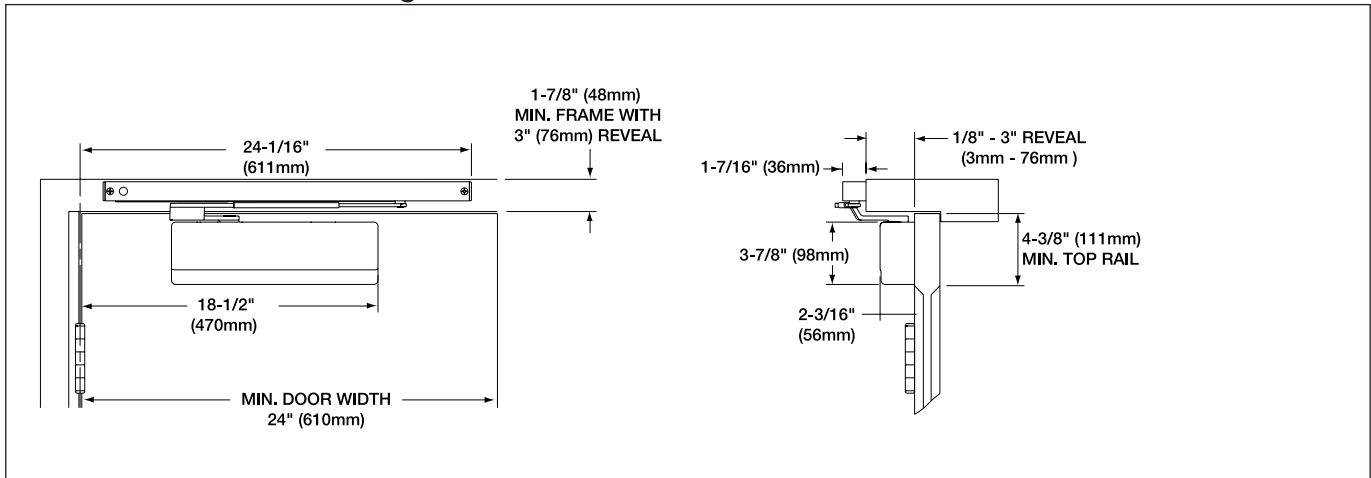
### 351 EHT Pull Side



### 351 EHT Push Side



### 351 EHTD Pull Side - Double Egress



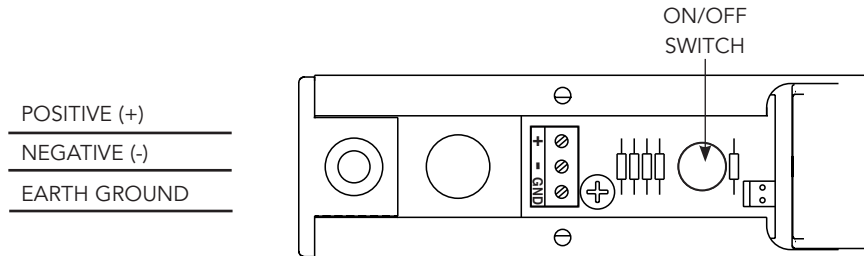
Copyright © 2004-2021, SARGENT Manufacturing Company. All rights reserved. Reproduction in whole or in part without the express written permission of SARGENT Manufacturing Company is prohibited. Patent pending and/or patent www.assaabloydss.com/patents.

# Electrical Components


## 351 EHT/EHTD Series

The EHT Series power requirements are 24VDC or 24VAC at 0.1 Amp.

### Power Input Connections



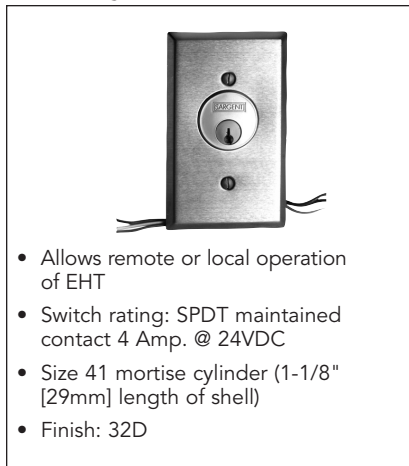
### 63-4202



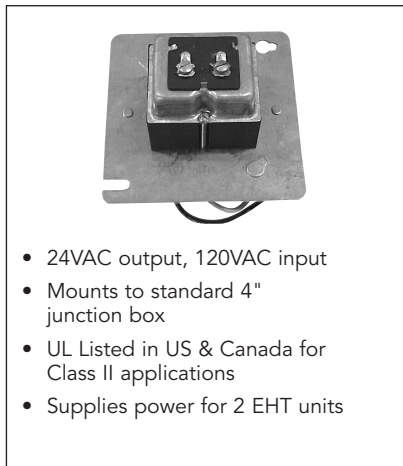
### Switches and Transformer

When remote release is required, SARGENT offers both key and push button switches to interrupt power to the EHT allowing the door to close. Consult Product System Manual for other switch options.

#### 4370 Key Switch



#### 52-0328 Transformer



### 24VDC Power Supplies:



SARGENT MODEL No.	DESCRIPTION
3520	24V - 1 AMP POWER SUPPLY
3540	24V - 2 AMP POWER SUPPLY
3550	24V - 4 AMP POWER SUPPLY
3570	24V - 6 AMP POWER SUPPLY
738	24V - 5 AMP HOUR BACKUP BATTERY

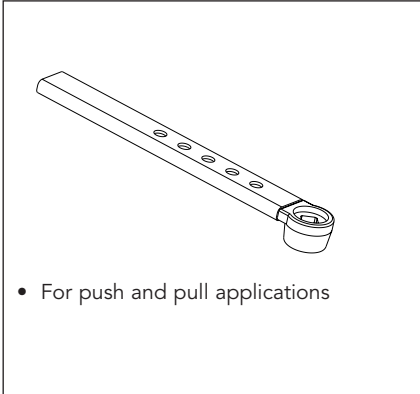
- UL Class 2 Listed
- Four 24V models available
- Integral battery charging capability keeps sealed lead acid gel/cell at full charge in case of line voltage failure (737-battery sold separately)
- Fused line voltage input with one, four, or eight DC outputs (depending on model)
- Each circuit can be individually turned on and off via a slide switch; the power status of each is shown by an LED.
- In the event of a DC short the problem is confined to the zone of difficulty
- Fire alarm interface standard

# Arms and Components

351 EHT/EHTD Series

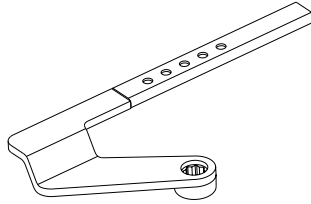
**SARGENT**  
**ASSA ABLOY**

## 63-2874 Link Insert & Extension



## 63-3057 Double Egress Main Arm

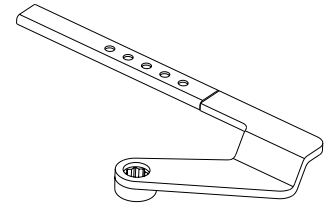
Left Hand



- For double egress doors with reveal greater than 1/8" (3mm) and less than 3" (76mm)

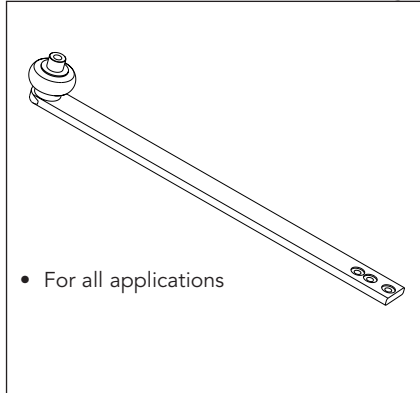
## 63-3056 Double Egress Main Arm

Right Hand



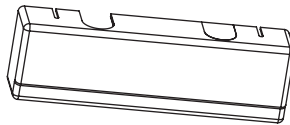
- For double egress doors with reveal greater than 1/8" (3mm) and less than 3" (76mm)

## 63-4206 Arm & Roller Assembly

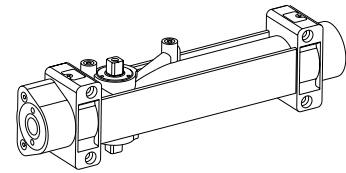


## 351-C Plastic Cover

Non-handed

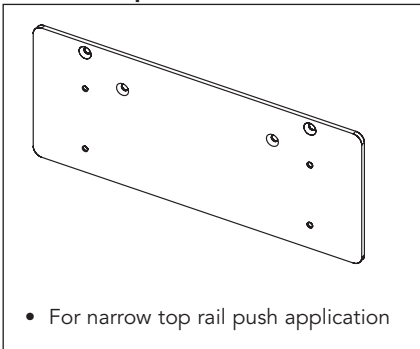


## 351-EHT Closer Body

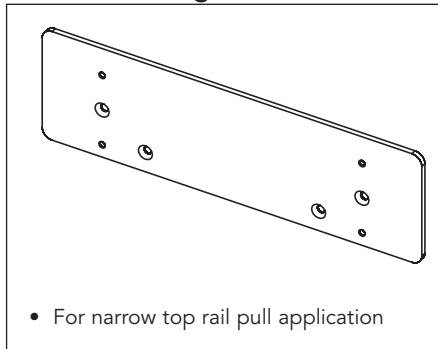


- Standard closer, 13-351
- Closer with delayed action feature, 13-351-DA

## 351-D Drop Bracket



## 351-A Mounting Plate



### Notes:

Screw Pack for all models, 63-4212

Specify finish when ordering arms or components.

Finishes: EB, EN, ED, EAB, EP, BSP and WSP.

### Options

- 36- Option security screws  
Security TORX machine screws supplied for cover, track and spindle
- TB- Option Mortise Nuts  
Used with standard machine screws supplied for 1-3/4" (44mm) thick doors, to thru-bolt closer body to door

Copyright © 2004-2021, SARGENT Manufacturing Company. All rights reserved. Reproduction in whole or in part without the express written permission of SARGENT Manufacturing Company is prohibited. Patent pending and/or patent www.assaabloydss.com/patents.

90135 09/21

# Architectural Specifications & How to Order

## 351 EHT/EHTD Series

### Architectural Specifications

#### 2.0 SINGLE-POINT CLOSER HOLDER RELEASE DEVICES

- A. Single-point door closer holder release devices shall be 351 EHT Series as manufactured by SARGENT Manufacturing Company, New Haven, CT.
  - B. Door closer holders shall be certified to ANSI/BHMA A156.15 requirements.
  - C. Provide door closer holders to hold doors open under normal use conditions and to release and close door upon interruption of signal from fire alarm, smoke detector or from remote release switch.
  - D. Door closer holders shall be UL listed (US and Canada) for use on fire doors.
  - E. Door closer bodies:
    - 1. One piece door closer body shall be die cast aluminum alloy with 14% silicon minimum content.
    - 2. Door closer body shall be certified to ANSI Grade 1 standards per ANSI/BHMA A156.4.
    - 3. Door closer body shall be fully closed rack and pinion construction.
  - F. Electro-mechanical holder release track assembly:
    - 1. Devices shall include an integral electro-magnetic hold-open mechanism.
    - 2. Track assembly will accommodate operating voltages of either 24VAC or 24VDC in the same unit.
  - G. Door closer holders shall accommodate concealed or surface wiring standard.
  - H. Door closer holders shall have universal push or pull application.
- 4. Separate adjustable closing speed, latching speed, and backcheck shall be controlled by key operated valves with no less than one eighth inch hex.
  - 5. Valves shall be captivated and non-critical.
  - 6. Closer cover shall be constructed of high impact plastic material of flame retardant grade secured by machine screws.
  - 7. Door closer body shall meet the requirements of UL 10C positive pressure fire tests.
  - 8. Door closer body shall have a ten year limited warranty.
  - 3. Single-point hold open shall be adjustable from 85 to 110 degrees of door opening.
  - 4. Track assembly shall include a terminal strip for ease of installation.
  - 5. Circuit board shall contain a self-resetting fuse.
  - 6. Track assembly shall include an on/off switch to control hold-open.
  - 7. Two year limited warranty.

### How to Order

#### Models

- 351 EHT - Push or Pull, non-handed
- 351 EHTD - Double Egress, handed
- 351D EHT - Push or Pull with Delayed Action, non-handed
- 351D EHTD - Double Egress with Delayed Action, handed

For all models, add finish and options as needed.

#### Available options:

#### Options

- 36- Security TORX screw pack
- TB- Mortise nuts for closer body

#### How to Order

Specify	Note	Example
Quantity	Number Ordered	1 Qty.
Options	Additional Feature Option	1 Qty. 36-
Model	See Application Above	1 Qty. 36- 351D EHTD
Hand	Required for EHTD (Double Egress)	1 Qty. 36- 351D EHTD LH
Finish	See Finishes	1 Qty. 36- 351D EHTD LH EN
Additional Information	Item/Heading Number, Door Number	1 Qty. 36- 351D EHTD LH EN x Door 205

#### Finishes

Finish	Description	ANSI/BHMA
EB	Sprayed bronze enamel to match 10B	690
ED	Sprayed black enamel to match 20D	693
EN	Sprayed aluminum enamel	689
EP	Sprayed bronze enamel to match 10	691
EAB	Sprayed brass enamel	696
BSP	Black Suede Powder Coat	—
WSP	White Suede Powder Coat	—

Experience a safer and more open world

The ASSA ABLOY Group is the global leader in access solutions. Every day, we help billions of people experience a more open world.

ASSA ABLOY Opening Solutions leads the development within door openings and products for access solutions in homes, businesses and institutions. Our offering includes doors, frames, door and window hardware, locks, perimeter fencing, access control and service.



SARGENT Manufacturing Company  
100 Sargent Drive  
New Haven, CT 06511 USA  
800-727-5477  
[www.sargentlock.com](http://www.sargentlock.com)

Founded in the early 1800s, SARGENT® is a market leader in locksets, cylinders, door closers, exit devices, electro-mechanical products and access control systems for new construction, renovation, and replacement applications. The company's customer base includes commercial construction, institutional, and industrial markets.

Copyright © 2004-2021, SARGENT Manufacturing Company. All rights reserved. Reproduction in whole or in part without the express written permission of SARGENT Manufacturing Company is prohibited. Patent pending and/or patent [www.assaabloydss.com/patents](http://www.assaabloydss.com/patents).