

# Degree<sup>®</sup> Key System



# Table of Contents

## Degree® Key System

### Table of Contents

The Degree® Advantage.....	3
Specifications & Features .....	4
System Administration.....	5
Mortise Cylinders .....	6
Cams for Mortise Cylinders .....	7
Rim Cylinders.....	8
Large Format Interchangeable Core Mortise Cylinders .....	9-10
Large Format Interchangeable Core Rim Cylinders .....	11
Cylinders for Bored Locks.....	12
Cylinders for Deadbolts & Padlocks & Cylinder Finishes .....	13
6300 Series DG- Conversion Parts, Slide Block Kit & Shear Tool .....	14
Degree® Pin Kits.....	15
Rosettes & Collars .....	16
Visual Key Control Tamper Proof Packaging .....	17
Key Blanks/Key Sections .....	18
Master Keying & Cylinder Terms .....	19
Construction Master Keying (21- Option).....	20
Key Management Software .....	21
Architectural Specifications .....	22
Degree® System Information Document Explanation.....	23
Degree® System Information Document.....	24

Copyright © 2011-2024, SARGENT Manufacturing Company. All rights reserved. All rights reserved.  
Reproduction in whole or in part without the express written permission of Sargent Manufacturing Company is prohibited.

### On The Cover

Degree Mortise Cylinder, Degree Key  
and Degree 6300 Series Core





---

### Degree System Administration

All SARGENT Degree key systems must have a signed System Information Document (SID), located in the back of this catalog and available online, for each facility. The SID designates a primary systems administrator for the facility. Unless otherwise indicated by the primary systems administrator by way of a separate specific letter of authorization, all shipments for Degree product will go to the shipping address on the Systems Information Document.

All key blanks are to remain in the possession of the facility and must be accounted for. Any defective, incorrectly cut or damaged key blanks must be destroyed.

For Degree DG2 and DG3, specific randomized security codes will be required for each order unless the systems administrator opts out of this feature. For more information, see the Systems Information Document.

---

### Keyway Administration and Assignment

All keyways will be noted on the master key system bitting list. SARGENT Keying Department Administration will assign all DG keyways. Keyways will be assigned according to facility type, geographic location and keying system specifications. All keys will ship directly to the end user.

All master key systems will be registered with Keying Department Administration and all bittings will be factory created.

---

### Key Control

Key control will be maintained by using the SARGENT Keying Authorization Document. For a copy, contact Keying Department Administration or visit our web site at [www.sargentlock.com](http://www.sargentlock.com). System information and/or systems related product will be forwarded directly to the owner, unless otherwise indicated by the owner's appointed administrator.

---

### Authorized Distributors

SARGENT Degree is a system-based product and is provided through authorized distribution. An authorized distributor may stock and service products upon specific written authorization from the primary system administrator of the facility.

Authorized distributors who carry inventory for a specific facility's system must provide valid receipts and disbursements of all products, specifically key blanks/cut keys. All key blanks in the possession of an authorized distributor must be accounted for. Any defective, incorrectly cut or damaged key blanks must be destroyed.

Refer to pages 24 and 25 for a copy of the SID and more information.













# Large Format Interchangeable Core Rim Cylinders

Degree® Key System

**SARGENT**  
**ASSA ABLOY**

## Degree Rim Large Format Interchangeable Cores and Cylinders

For use with SARGENT Mortise locks, Exit Devices and Auxiliary Locking Devices



**DG-6300**  
Cylinder Core

### Core only (DG-6300):

- Solid brass, 6 pin cylinder
- Available in 04, 15 and BSP finish only
- T keyway family standard - see page 18 for available keyways
- Factory keyed or available unassembled\* for field keying (65-)
- Order core only as: DG1- 6300, DG2- 6300 or DG3- 6300

**Notes:** • DG3 cores must be used with DG3 housings to maintain UL437 listing

\*65- option available for DG1 and DG2 only. Includes two key blanks but no pins, springs or slide. (Available on existing systems only)

### Housings:

- Solid brass, 1-5/32" (29mm) diameter
- Available in finishes: 03, 04, 09, 10, 10B, 10BL, 10BE, 14, 15, 20D, 26, 26D, BSP, WSP
- Optional collars are offered and to be ordered separately, consult individual catalogs for more details
- Screw pattern same as standard rim cylinder
- Available in 42 (1-1/4"), 43 (1-3/8"), 44 (1-1/2"), or 46 (1/34") lengths
- Supplied with backplate and 2 breakaway screws
- Horizontal tailpiece

### Options:

#### Removable Disposable Construction Core (60- option)



**DG-60-Rim**  
Housing

- Rim housing with disposable plastic core
- After removal of temporary plastic core, housing accepts DG-6300
- Operates with coin or flat screw driver
- Easy installation

- Order as: DG1-34-60- x finish
- DG2-34-60- x finish
- DG3‡-34-60- x finish

#### Removable Core (63- option)



**DG-63-Rim**  
Cylinder

- Rim housing with DG LFIC
- Can be master or grandmaster keyed
- Control key releases locking cam for removal of core
- Available as unassembled less springs, pins and slide (65- available DG1 & DG2 only)
- Control keys ordered separately
- Additional control keys for DG1 systems: DG6272CTL; control keys for DG2 and DG3 systems: DS6272CTL

- Order as: DG1-34-63- x finish
- DG2-34-63- x finish
- DG3‡-34-63- x finish

#### Removable Construction Keyed LFIC (64- option)



**DG-64- Rim**  
Housings with  
Construction  
Core

- Mortise housing with construction core
- Construction cores are keyed alike in KA keyset
- After removal of construction core, housing accepts DG-6300
- Furnished with 6 keys and 1 control key standard
- Plug face dimpled for easy identification

- Order as: DG1-34-64- x finish
- DG2-34-64- x finish
- DG3‡-34-64- x finish

### How to order 6300 Series LFIC DG rim cylinders less hardware

	Quantity	Options*	Cylinder Type	Keyset	Finish
Complete Cylinder: DG-LFIC and Housing	200	DG2-63-	34	AA1	26D
Rim Housing Only	175	DG1-60-	34	-	26D
LFIC Only	95	DG2-6300	-	AA1	15

\* Available options for Degree Rim Cylinders are: DG1-, DG2-, DG3-, 60-, 63-, 64-, 65-

**Note:** Cores are available in 04, 15 & BSP finish

### How to Order LFIC DG Series Rim Cylinder with Hardware (80 Series Exit Device example)

Quantity	Options**	Series & Function	Rail Size	Trim	Finish	Hand	Keying Detail
50	DG2-63-	8804	F	ETL	32D	LHR	AA1

\*\* Available options for Degree Rim Cylinders are: DG1-, DG2-, DG3-, 60-, 63-, 64-, 65-

Experience a safer  
and more open world

1-800-727-5477 • www.sargentlock.com

11







## 437 DG1 Standard Pinning Kit

The 437 DG1 Kit is used to pin DG1 fixed and LFIC cylinders. The heavy duty steel kit prevents pins from mixing.

The kit includes:

- 100 each of bottom pins sizes 0-6
  - 100 each of control drivers sizes 1-12
  - 100 each of driver pins sizes 1-10
  - 100 each of bump resistant pins sizes 4-10
  - 25 sidebar springs part number DG-0059
  - 100 KIK spring cover part number 13-1341
  - 25 KIL/MRT/RIM/LFIC spring cover DG-0040
  - 10 each Sidebar (LFIC only) part number DG-2818
  - 100 each compression spring part number DG-0017
  - 100 each compression spring (LFIC only) part number DG-0097
  - Tweezer
  - DG1 key key gauge part number 435DG

See pages 2 and 3 in the Technical Manual for individual pin part #s.

The kit has additional empty compartments for future upgrades to DG2 and DG3 cylinders.

The 437 DGM "Master Kit" has all pins needed for pinning DG1, DG2 and DG3 cylinders.



437 DGM Master shown

## 437 DGM Master Pinning Kit

The 437 DGM "Master Kit" includes all pins needed to re-pin DG1, DG2 and DG3 cylinders.

Kit includes all the same components as in the 437 DG1 kit, with the additional parts to service DG2 and DG3 cylinders.

- 10 each Side bar part number DG 0056
  - 25 each slider spring part number DG 0060
  - 100 each of Left, Center and Right "Chisel Bottom Pins" sizes 1 thru 6

See pages 2 and 3 in the Technical Manual for individual part numbers.

## Cylinder Spray Lubricant

Degree cylinders are mechanical devices and require preventive maintenance. At a minimum, Degree cylinders should be lubricated twice a year; more if installed in extreme installations.

Degree cylinders should not be exposed to chemical washes or painted.

3.0 oz aerosol part number 18-0070

Cylinder Spray Cleaner/Deicer: 3.0 oz aerosol part number 18-0435

# Rosettes & Collars

Degree® Key System

**SARGENT**  
**ASSA ABLOY**

## No. 1KB Rosette



- Used with 8200 Series mortise locks and No. 90 blocking rings when cylinders project from door
- Free spinning to protect cylinder from vandalism
- Consult 8200 series catalog for Rosette application details. Different collars required when used with exit devices. Consult Exits catalog for part numbers
- Furnished standard with 8200 Series sectional trim
- Cast brass, bronze or stainless steel
- 1-1/2" (38mm) diameter, includes compression spring
- Projection from door:
 


1KB-1	5/16" (8mm)
1KB-2	7/16" (11mm)
1KB-3	9/16" (14mm)
1KB-4	11/16" (16mm)
- Finishes: 3, 4, 9, 10, 10B, 10BE, 10BL, 15, 20D, 26, 26D, BSP, WSP

## No. 97 Rosette

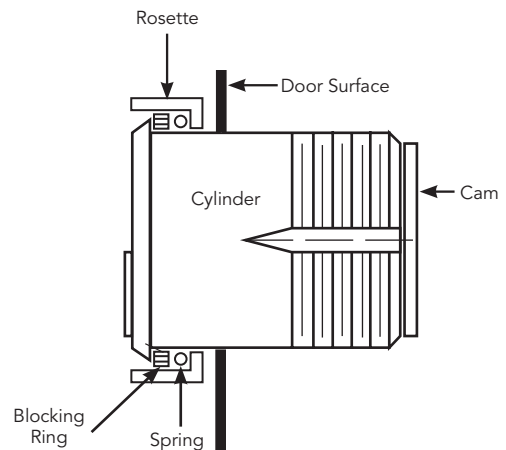


- Standard for 4800 dead bolts and 7900 and 7800 Series mortise locks
- Brass, bronze or stainless steel
- 1-11/16" diameter (43mm), 9/32" (7mm) projection, includes compression spring
- Finishes: 3, 4, 9, 10, 10B, 10BE, 10BL, 15, 20D, 32, 32D, BSP, WSP

## No. 90 Blocking Ring



- Used with 1KB-2 and 1KB-3 rosettes as spacer when mortise cylinder projects from face of door as shown above
- Consult 8200 series catalog for Blocking ring application details
- Brass, bronze or stainless steel
- 1-3/8" (35mm) diameter; available in thickness of 1/16", 1/8", 3/16", 1/4" and 3/8" projection in 1/16" (1.6mm) increments. Specify size when ordering.
- Finishes: 3, 4, 9, 10, 10B, 10BE, 10BL, 15, 20D, 26, 26D, BSP, WSP



Crosscut illustration of rosette application

## Cylinder Nut Wrench



This wrench simplifies the installation and removal of mortise cylinder nuts used on 700 Series Auxiliary Control (80 Series ET Trim).

- Part number 97-0568

Copyright © 2011-2024, SARGENT Manufacturing Company. All rights reserved. All rights reserved. Reproduction in whole or in part without the express written permission of Sargent Manufacturing Company is prohibited.

90705 04/24







# Master Keying & Cylinder Terms

## Degree® Key System

SARGENT requires all orders containing Master Keying details to be submitted using the industry standard Door and Hardware Institute (DHI) ANSI/BHMA format. Key symbols used on a master keyed order require combinations of letters and/or letters and numbers.

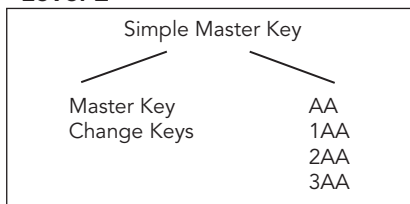
For complete details on proper structuring format of key symbols refer to: DHI Handbook, Section 8 - Finish Hardware, KEYING SYSTEMS AND NOMENCLATURE; ANSI/BHMA Standard A156.28, AMERICAN NATIONAL STANDARDS FOR KEYING SYSTEMS; or contact SARGENT for assistance at 1-800-727-5477.

### Basic Keying Terms

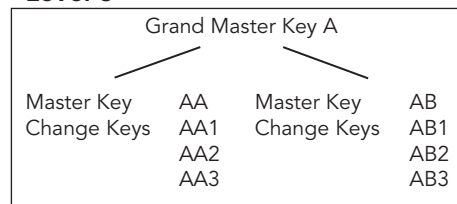
Keys and terms	Abbreviation	Definition
Change key	CK	Individual lock key
Masterkey	MK	Operates any given quantity of cylinders with different key changes
Grand Masterkey	GMK	Operates all individual locks already operated by masterkey(s)
Great Grand Masterkey	GGMK	Operates all locks under the various masterkey(s) and grand master key(s) already established
Emergency Key	EMK	Operates hotel locks having shut out feature which blocks entry by all other keys
Construction Key	CMK	Operates all cylinders designated for a temporary period during construction
Control Key	CTL	Key to install or remove interchangeable or removable cores
Keyway	KWY	Broaching in a cylinder plug
Key Section	KWY	Sidewarding on key to match broaching in plug
Single Keyed	SKD	Cylinders operated by their change key only; not operated by any master key

### Examples of Master Key System Levels and Symbol Structure\*\*

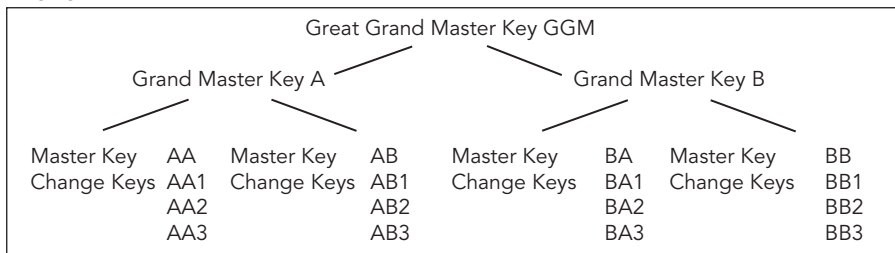
#### Level 2



#### Level 3



#### Level 4



\*\*Master key system levels greater than Level 4 are not recommended. Contact SARGENT key records for additional information

# Construction Master Keying (21- Option)

Degree® Key System

**SARGENT**  
**ASSA ABLOY**

## Construction Master Keying (Lost/Wafer Design) for DG1-, DG2- & DG3-

SARGENT Degree cylinders when master keyed are offered with the convenience of construction keying when specified with the 21- option. This is not recommended with DG3 key systems or any system where strict key control and management is enforced.

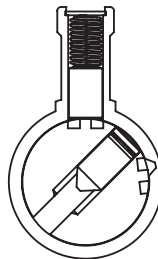
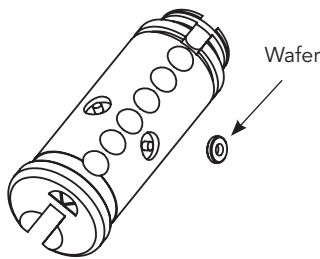
Construction keying simplifies the process when the building gets turned over. With this feature, the 21- cylinder is master keyed with a special construction feature in one of the chambers. The plug is prepped in two places along both sides of the same chamber containing the construction feature. This allows the construction master key to be used during the construction phases.

It is highly recommended that all construction keys are collected and accounted for once the project is complete to protect the integrity of the key system. This is not recommended with DG3 key systems or any system where strict key control and management is enforced.

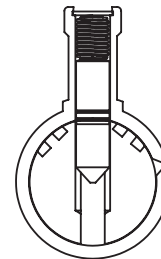
New systems supplied with 6 construction master keys unless otherwise specified. Orders to existing key systems that require additional construction keys are to be specified and ordered separately.

Orders with 21- will have all change keys shipped separately from hardware. Six construction master keys provided per system unless otherwise specified.

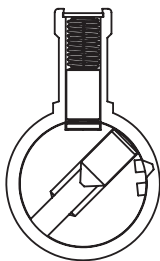
The 21- is not available with hotel function cylinders or large format interchangeable cores (6300 series). If construction keying is required for LFIC, specify 64-DG- construction keyed cores.



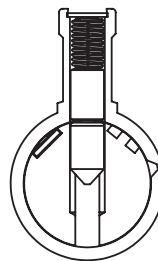
Cutaway cylinder showing construction master key being used, putting the wafer below the shear line while key is turned. Note the two empty "donut" holes on either side of the chamber.



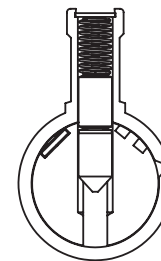
Change key inserted in cylinder putting the wafer at the shear line.



As **change key** rotates, construction wafer falls into "donut" hole in the side of plug. Only construction wafer will fall due to hole through its center. This voids the construction feature.



Change key rotated to position for extraction.



Construction key inserted after wafer is trapped. Driver now extends into plug chamber. Construction key if used will not rotate.

Copyright © 2011-2024, SARGENT Manufacturing Company. All rights reserved. All rights reserved. Reproduction in whole or in part without the express written permission of Sargent Manufacturing Company is prohibited.

90705 04/24

# SimpleK Master Key System and Key Management Software

## Cylinders and Components

## SimpleK

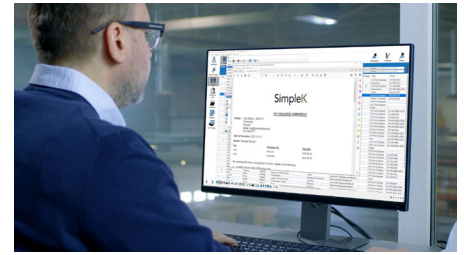
SimpleK is a flexible and intuitive software program that streamlines and simplifies the complexities of managing master key systems, keys, and facilities. It combines all tools needed by locksmiths, facility managers, security officers, and anyone else involved in the key management processes.

The software provides total key control with audit trails, outstanding keys, overdue keys, tools for the rekeying process, and more. SimpleK software allows you to import maps and floor plans to see who has access to each individual door, the associated keys, and hardware on the opening.

SimpleK allows you to manage keys and keying systems of all sizes and types. This includes: Medeco, Corbin Russwin, Yale, SARGENT, ASSA, ABLOY, Schlage®, Best®, and many others.

### Features:

- Advanced tools for locksmithing and key control
- Manage all key systems (unlimited number of records)
- Robust import tools to bring current data into SimpleK
- Interactive floor plans
- Master key system design and expansion
- Key requests, approvals, issuances, and returns workflow
- Cylinders and core pinning (verifies key interchange)
- Door-Key association visualization and rekeying solution
- Easily identify keys, access, and hardware on openings
- Visibility to audit trails and outstanding/overdue keys



SimpleK – Standard Edition	
Description	Part Number
Primary License (3 users)	SMK040-30
Updates & Support Plan on Primary License, 1 year	SMK040-31

SimpleK – Professional Edition	
Description	Part Number
Primary License (3 users)	SMK042-30
Additional license	SMK042-32
Updates & Support Plan on Primary License, 1 year	SMK042-35
Updates & Support Plan on Additional License, 1 year (per Add. Lic.)	SMK042-33

Add-On Modules	
Description	Part Number
Item Tracking	SMK032-31
Web Interface	SMK032-33
Room Management	SMK032-35
Mobile Applications	SMK032-37

For more information, customer service or technical support, please call SimpleK at 800-315-0454 or visit [www.simplek.com](http://www.simplek.com).





# Degree® System Information Document Explanation

## Degree® Key System

**SARGENT**  
**ASSA ABLOY**

### Degree DG1 Required Administrative Documents:

- Mandatory; all new systems will require a completed System Information Document (orders can not be entered without this document). The fully executed original document will be kept on file at Sargent Manufacturing.
- Subsequent order requirement. A letter of authorization will be required if the product is shipped to an address other than what's recorded on the System Administration Document, and/or if the address on the purchase order is different than what is listed on the System Information Document.

### Degree DG2 & DG3 Required Administrative Documents:

- Mandatory; all new systems will require a completed System Information Document (orders can not be entered without this document). The fully executed original document will be kept on file at Sargent Manufacturing.
- Subsequent order requirement: A specific randomized security code will be required for each order unless "Opt-Out" has been authorized by the systems administrator.
- If the "Opt Out" option is **NOT** selected
  - o A correct system specific (randomized) security code must be included with each subsequent order.
    - Security codes are specific to each order.
  - o If the shipping address is other than the one listed on the System Information Document, a Letter of Authorization signed by one of the recorded authorized representatives of the facility is required.
  - o Letter of Authorization must contain the same shipping address that appears on the customer's Purchase Order.
  - o Letters of Authorization will not be kept on file at factory.
  - o Without the proper security code, Letter of Authorization, or if the shipping address is other than what's listed on the System Information Document, the order cannot be processed.
- If the System Administrator elects not to use security codes as part of the authorization process, the "Opt Out" option can be authorized by the system administrator.
  - o If the "Opt Out" option **IS** selected
    - A system-specific security code is not required.
    - Letter of Authorization must be signed by one of the facility's authorized representatives.
    - If the shipping address is other than the one listed on the System Information Document, a Letter of Authorization will be required.
    - Letter of Authorization must contain the same shipping address that appears on the customer's Purchase Order.
    - Letters of Authorization will not be kept on file at factory.



# Degree® System Information Document



## Degree® Key System

System: \_\_\_\_\_ DG1  
          \_\_\_\_\_ DG2 / DG3

*IMPORTANT: Sargent Degree Product is available with a "0" cut depth for DG1 systems **only** and it is not available for use in a DG2 or DG3 security level product. If there is a possibility to elevate the DG1 system to DG2 or DG3, any master keying expansion requests should be discussed with a Sargent Key Records team specialist."*

**Note:** Degree SID is required with every initial order

Facility Name: \_\_\_\_\_

Mailing Address: \_\_\_\_\_ Shipping Address: \_\_\_\_\_

City: \_\_\_\_\_ City: \_\_\_\_\_

State/Province: \_\_\_\_\_ Zip/Postal Code: \_\_\_\_\_ State/Province: \_\_\_\_\_ Zip/Postal Code: \_\_\_\_\_

Phone: ( \_\_\_\_\_ ) \_\_\_\_\_

Fax: ( \_\_\_\_\_ ) \_\_\_\_\_

E-Mail: \_\_\_\_\_

By: \_\_\_\_\_

(Print Name, Primary Systems Administrator) (Title) (Authorized Signatures)

I understand that if any of the authorized representatives of this Facility (as listed below) are removed from their duties for any reason whatsoever, it is my responsibility to notify SARGENT Key Records Department, in writing, of their release and the names of their replacements.

Date: \_\_\_\_\_

### Authorized Facility Representatives

(Print Name)	(Title)	(Authorized Signatures)
_____	_____	_____
_____	_____	_____
_____	_____	_____
_____	_____	_____

Please attach any additional Authorized Facility Representatives.

**"OPT-OUT" Option (System Type DG2 & DG3 Only):** By selecting this option I elect not to use the sequentially numbered registration certificates and agree to substitute them with a Letter of Authorization.

\_\_\_\_\_ Signature or initials required by System Administrator when selecting to "Opt-Out."

**Note:** Use this form along with the keying cover sheets found in the general information section of the price book

The ASSA ABLOY Group is the global leader in access solutions. Every day, we help billions of people experience a more open world.

ASSA ABLOY Opening Solutions leads the development within door openings and products for access solutions in homes, businesses and institutions. Our offering includes doors, frames, door and window hardware, mechanical and smart locks, access control and service.

**SARGENT**<sup>®</sup>  
**ASSA ABLOY**

SARGENT Manufacturing Company  
100 Sargent Drive  
New Haven, CT 06511 USA  
800-727-5477  
[www.sargentlock.com](http://www.sargentlock.com)

Founded in the early 1800s, SARGENT<sup>®</sup> is a market leader in locksets, cylinders, door closers, exit devices, electro-mechanical products and access control systems for new construction, renovation, and replacement applications. The company's customer base includes commercial construction, institutional, and industrial markets.

Copyright © 2011-2024, SARGENT Manufacturing Company. All rights reserved. Reproduction in whole or in part without the express written permission of SARGENT Manufacturing Company is prohibited. Patent pending and/or patent [www.assaabloydss.com/patents](http://www.assaabloydss.com/patents).