

PE80 Series

Exit Device



Table of Contents

PE80 Series Exit Device

Overview	4
Key Features	4-5
Ratings and Certifications	6-9
PE8500 Narrow Stile Rim Exit Device	
Specifications	10
How To Order	10
Trim	11
Options	12
Strikes	13-14
PE8800 Wide Stile Rim Exit Device	
Specifications	15
How To Order	15
Trim	16-18
Options	19
Strikes	20-21
PE8300 Narrow Stile Mortise Lock Exit Device	
Specifications	22
How To Order	22
Trim	23-24
Options	25
Strikes	26
PE8900 Wide Stile Mortise Lock Exit Device	
Specifications	27
How To Order	27
Trim	28-29
Options	30
Strikes	31
PE8700 Wide Stile Surface Vertical Rod Exit Device	
Specifications	32
How To Order	32
Trim	33-35
Options	36
Strikes	37
NB-PE8700 Wide Stile Surface Vertical Rod Exit Device	
Specifications	38
How To Order	38
Trim	39-41
Options	42
Strikes	43
FM-PE8700 Wide Stile Surface Vertical Rod (Windstorm rated) Exit Device	
Specifications	44
How To Order	44
Trim	45-46
Options	47
Strikes	48
HC-PE8700 Wide Stile Surface Vertical Rod (Hurricane rated) Exit Device	
Specifications	49
How To Order	49
Trim	50-52
Options	53
Strikes	54

Copyright © 2023-2024, SARGENT Manufacturing Company. All rights reserved. Reproduction in whole or in part without the express written permission of SARGENT Manufacturing Company is prohibited. Patent pending and/or patent www.assaabloyds.com/patents.

Table of Contents

PE80 Series Exit Device

HC4-PE8700 Wide Stile Surface Vertical Rod (Hurricane rated) Exit Device	
Specifications	55
How To Order	55
Trim	56-58
Options	59
Strikes	60
PE8400 Narrow Stile Concealed Vertical Rod Exit Device	
Specifications	61
How To Order	61
Trim	62-63
Options	64
Strikes	65-66
PE8600 Wide Stile Concealed Vertical Rod Exit Device	
Specifications	67
How To Order	67
Trim	68-69
Options	70
Strikes	71-72
Rails & Covers	73
Lever Trim	74
Auxiliary Controls	75
Trim and Pulls	76-77
Levers - Standard	78
Levers - Decorative	79-83
Gramercy Series Levers	84
Electrical Options	85-91
Mechanical Options	92-98
Cylinder Options	99-100
Cylinder Lengths	101
Shim Kits	102-103
Mullions - Aluminum	104
Mullions - Steel	105
Split Mullions - Steel	106
Mullions - Steel Electrified	107
Mullion Accessories	108-110
Accessories	111-112
Finishes	113-115
How to Order	116-117
Architectural Specifications	118
Additional Resources	119

Overview

PE80 Series Exit Device

The SARGENT PE80 Series is the next generation of exit devices. Designed with innovation in mind, the powerful and exquisite exit device introduces new and enhanced features as compared to other models across the industry. Ideal for environments that require maximum strength and durable security solutions, all configurations (rim, mortise, surface vertical and concealed vertical rod) exceed ANSI/BHMA Grade 1 requirements.

Innovation

- All wires for electromechanical options are routed through the rail
- Vertical rods adjusted at the center case on concealed and surface vertical rod devices
- Large chassis indicator viewing window
- Hidden dogging mechanism
- Improved Delayed Egress functionality
- Enhanced Motorized Electric Latch Retraction features
- EcoFlex® technology on all electrified trim
- Motorized Electric Latch Retraction available with FEMA certified devices
- 5lb pressure latch release optional on all rim and concealed vertical rod device types to comply with California Building Codes
- Available with MicroShield or CuVerro Shield Coating (Available as a Special)

Security


- Torx® screws
- Pushrail dogging option available, with or without indicators
- Lock Status Indicator option available for rim devices
- Master keying with Sargent Security Key systems available (Degree®, Signature, Keso F1, Keso and XC)

Strength and Durability

- ANSI/BHMA A156.3 Grade 1 certified
- Exterior components made of stainless steel
- Heavy duty mounting construction
- Built to withstand abusive conditions and designed to deflect impacts from carts
- Robust end cap design for high impact environments
- 10-year warranty

Aesthetics

- Multiple trim options for wide and narrow stile applications
- No catch points
- No visible fasteners on rail assembly
- Mixed finish options
- Available with Studio Collection decorative lever trim
- Available with MicroShield or CuVerro Shield coating




Key Features

PE80 Series Exit Device


Eliminated Catch Points

The design for the interaction of the pushbar and rail carrier is significant. Creating a flush profile increases safety by reducing catch points from bags/straps and increasing mobility for firehoses. The elimination of catch points also extends the life of the exit device with reduced maintenance and parts replacement.



Center Case Adjustability


This feature eliminates the challenges and time needed to adjust latch engagement on vertical rod devices. The PE80 Series includes the capability to make adjustments up to 5/8" while the door is hung in place, using only an allen wrench.



Wire Routing

Wires for all applicable electromechanical functions (73, 74, 75, 76), options (53-, 54-, 55-, 56-, 59-) and EcoFlex trim are contained within the carrier of the PE80 Series exit device, eliminating the need for cavities in doors to be drilled. A protective film is included so the wires don't get damaged if rail needs to be removed. This makes installation and upgrades easier and faster.

NOTE: Not available with access control products (IN Series, SN Series)



Key Features


PE80 Series Exit Device

EcoFlex® Technology



SARGENT EcoFlex trim reduces energy consumption, which lowers operating costs and reduces the number of power supplies required.

- Field configurable to fail-safe or fail-secure, and operates from 12-24VDC, offering greater flexibility in system design
- Superior reliability through higher performance and reduced maintenance
- Longer cable runs without negatively impacting lock function
- Reduced risk of voltage drops and eliminates inductive kickback
- Lowers the total cost of ownership



Status Indicators


The PE80 Series includes three status indicator options to provide peace of mind for occupant safety and security.

- The Active Dogging Indicator displayed in the rail for visual confirmation if the door is dogged.
- Our 18- Passive Dogging option with a subtle display on the side of the pushpad.
- As well the 49- Trim Status Indicator option with a large display on the chassis cover for our Classroom Intruder functions.

Active Dogging Indicator



18- Passive Dogging Indicator



49- Trim Status Indicator



Aesthetics

Complement the look of the entire opening with door closer covers for the 281 Series, specifically designed to match the exit device design.



Copyright © 2023-2024, SARGENT Manufacturing Company. All rights reserved. Reproduction in whole or in part without the express written permission of SARGENT Manufacturing Company is prohibited. Patent pending and/or patent www.assaabloydcs.com/patents.

Ratings and Certifications

UL Fire Ratings

PE80 Series Exit Device

SARGENT[®]

ASSA ABLOY

Type	Exit Device	Door Material	Single Door	With 12-HC980 or 12-980 or 12-HCL980 Mullion	With 12-L980 Mullion	With 12-HD980 Mullion	VR/VR Doors Swing Same Direction	SVR/ Mortise Doors Swing Same Direction	CVR/ Mortise MD Doors Swing Same Direction	VR/VR Double Egress
Rim - Narrow Stile	12-PE8500	Metal	3 Hour 4' x 8'	3 Hour 8' x 8'	1.5 Hour 8' x 8'	3 Hour 8' x 8'	-	-	-	-
Rim - Wide Stile	12-PE8800	Metal	3 Hour 4' x 10'	3 Hour 8' x 8'	1.5 Hour 8' x 8'	3 Hour 8' x 10'	-	-	-	-
Mortise - Narrow Stile	12-PE8300	Metal	3 Hour 4' x 10'	-	-	-	-	-	3 Hour 8' x 10'	-
Mortise - Wide Stile	12-PE8900	Metal	3 Hour 4' x 10'	-	-	-	-	3 Hour 8' x 8'	3 Hour 8' x 10'	-
SVR - Wide Stile	12-PE8700	Metal	-	-	-	-	3 Hour 8' x 8'	3 Hour 8' x 8'	-	3 Hour 8' x 8'
	12-FM-PE8700	Metal	3 Hour 4' x 8'	-	-	-	3 Hour 8' x 8'	-	-	-
	12-NB-PE8700	Metal	-	-	-	-	3 Hour 8' x 10'	-	-	3 Hour 8' x 10'
CVR - Narrow Stile	12-MD-PE8400	Metal	-	-	-	-	3 Hour 8' x 10'	-	3 Hour 8' x 10'	3 Hour 8' x 10'
	12-NB-PE8400	Metal	-	-	-	-	3 Hour 8' x 10'	-	-	3 Hour 8' x 10'
CVR - Wide Stile	12-MD-PE8600	Metal	-	-	-	-	3 Hour 8' x 10'	-	3 Hour 8' x 10'	3 Hour 8' x 10'
	12-WD-PE8600	Wood Composite	1-1/2 Hour 4' x 9'							
	12-NB-PE8600	Metal	-	-	-	-	3 Hour 8' x 10'	-	-	3 Hour 8' x 10'

Any retrofit or other field modification to a fire-rated opening can potentially impact the fire rating of the opening, and Sargent Manufacturing Company makes no representations or warranties concerning what such impact may be in any specific situation. When retrofitting any portion of an existing fire-rated opening, or specifying and installing a new fire-rated opening, please consult with a code specialist or local code official (Authority Having Jurisdiction) to ensure compliance with all applicable codes and ratings.

Note: please contact door manufacturer for specifications regarding fire door construction and current UL listing.

Ratings and Certifications

Windstorm, Tornado and Hurricane Ratings

PE80 Series Exit Device

Windstorm and Hurricane

Model		Configuration (Outswing Doors Only)	Max Size	Stiffness Class	Design Pressure (psf)	Impact (ft-lbs)	Latch Throw Min (in.)	Latch Strength Min (lbf)
HC-PE8800 12-HC-PE8800	Rim	Single door	4' x 8'	I	+/-70	350	3/4	1120
HC-PE8800 12-HC-PE8800	Rim	Door Pair	8' x 8'	I	+/-70	350	3/4	1120
WS-PE8800 WS-PE8800 WS-12-PE8800 WS-12-PE8800 WS-PE8900 WS-12-PE8900	Rim	Single Door	3' x 7'	I	+/-60	350	3/4	630
MD-PE8600 HC-MD-PE8600 12-PE8600 MD-12-PE8600 HC-MD-12-PE8600	CVR	Door Pair, two-point latching	8' x 8'	I	+/-86	350	1/2	688
HC-PE8700	SVR	Single door	4' x 8'	I	+/-65	350	3/4	520
HC-PE8700	SVR	Door Pair with (2) 988, 988-12, or 988-24 surface bolts engaged (inactive leaf)	8' x 8'	I	+/-65	350	3/4	520
HC-PE8700	SVR	Door Pair	8' x 8'	I	+/-65	350	3/4	520
HC4-PE8700	SVR	Single door	4' x 8'	I	+/-150	350	3/4	1200
HC4-PE8700	SVR	Door Pair with (2) 988, 988-12, or 988-24 surface bolts engaged (inactive leaf)	8' x 8'	I	+/-150	350	3/4	1200
HC4-PE8700	SVR	Door Pair	8' x 8'	I	+/-150	350	3/4	1200
HC980* 12-HC980* 12-HCL980*	Mullions	Door Pair	8' x 8'	I	+/-70	350	N/A	N/A
12-L980	Mullions	Door Pair	8' x 7'	I	+/-70	350	N/A	N/A
988, 988-1, 988-2	Surface Bolts	Door Pair	8' x 8'	I	+/-150	350	-	1200

*For use with UL Classified HC-PE8800 and 12-HC-PE8800 rim exit devices.

Tornado

Model		Configuration (Outswing Doors Only)	Max Size	Design Pressure	Missile Impact
FM-PE8700 12-FM-PE8700	SVR	Single Door	3'0" x 6'8"	+/- 284 psf	15lb 2'x4' @ 100mph
		Single Door	> 3' 0" x 7'0"	+246 psf, -225 psf	15lb 2'x4' @ 100mph
		Double Door	6'0" x 6'8"	+/- 284 psf	15lb 2'x4' @ 100mph
		Double Door	> 6'0" x 7'0"	+246 psf, -225 psf	15lb 2'x4' @ 100mph

Windstorm Certifications: Florida Building Codes and UL Listings

Sargent Manufacturing’s products meet building codes that require hurricane, windstorm and FEMA certifications, including some of the most stringent building codes as specified in the Florida Building Code, Miami Dade Code and the International Building Code. Listed below are certifications and standards met by the PE80 Series lock.

Any retrofit or other field modification to a fire-rated opening can potentially impact the fire rating of the opening, and Sargent Manufacturing Company makes no representations or warranties concerning what such impact may be in any specific situation. When retrofitting any portion of an existing fire-rated opening, or specifying and installing a new fire-rated opening, please consult with a code specialist or local code official (Authority Having Jurisdiction) to ensure compliance with all applicable codes and ratings.

Florida Building Code: FL2998

UL Certification Directory: ZHEM.R21744 – Latching Hardware

ANSI/SDI-BHMA A250.13	Testing and Rating of Severe Windstorm Resistant Components for Swinging Door Assemblies.
ANSI/ASTM E330	Standard Test Method for Structural Performance of Exterior Windows, Doors, Skylights and Curtain Walls by Uniform Static Air Pressure Difference.
ANSI/ASTM E1886	Standard Test Method for Performance of Exterior Windows, Curtain Walls, Doors, and Impact Protective Systems Impacted by Missile(s) and Exposed to Cyclic Pressure Differentials.
ASTM E1996	Standard Specification for Performance of Exterior Windows, Curtain Walls, Doors and Impact Protective Systems Impacted by Windborne Debris in Hurricanes.
(TAS) 201	Impact Test Procedures*.
(TAS) 202	Standard Test Method for Structural Performance of Exterior Windows, Doors, Skylights and Curtain Walls by Uniform Static Air Pressure Difference.
(TAS) 203	*Criteria for Testing Products Subject to Cyclic Wind Pressure Loading.

* Published in the "Florida Building Code"

UL Certification Directory: ZHLL.R21744 – Products for Use in Windstorm-rated Assemblies (Available on FM-PE8700 Series only)

Certifications to meet assembly requirements are done in conjunction with doors from ASSA ABLOY Group companies CECO DOOR and CURRIES.

FEMA Publication 361 (2021)	Design and Construction Guidance for Community Safe Rooms, investigated with respect to impact and pressure requirements only.
ICC 500 (2020)	ICC/NSSA Standard for the Design and Construction of Storm Shelters, investigated with respect to impact and pressure testing. Minimum missile impact speeds vary with the design wind speed desired for a particular product. The information below correlates design wind speed to the minimum missile speeds as discussed in Table 305.1.1 of ICC 500.

PE8500 Narrow Stile Rim Exit Device

PE80 Series Exit Device



Specifications

Chassis Cover	Stainless steel, brass or bronze
Chassis	Ferrous alloy
Door Type	Wood, metal, aluminum (consult factory for other door types)
Door Configuration	Single door or double door with mullion
Door Thickness	<ul style="list-style-type: none"> 1-3/4" minimum thickness. For doors over 1-3/4" to 5" thick, specify thickness and order as 31- (see page 98 for function limitation)
Stile	Narrow Trim - 2" minimum stile Wide Trim - 3" minimum stile
Rails	Stainless steel, brass or bronze
Rail Size	Standard - E, F, J, G (see page 73 for measurements) Custom sizes available
Projection	2.88"
Latchbolt	Stainless steel, 3/4" throw
End Cap	<ul style="list-style-type: none"> Flush end cap standard Overlapping end cap optional - Specify OL-
Device centerline	<ul style="list-style-type: none"> 39-5/8" for standard applications 38" for elementary schools
Dogging Feature	<ul style="list-style-type: none"> Hex key dogging standard on non fire-rated mechanical devices Specify 16- for cylinder dogging (#41 cylinder supplied) Specify LD for less dogging
Indicator	Specify 18- for passive dogging indicator
Strikes	<ul style="list-style-type: none"> 656 & 657 Strike - Standard 649 Strike - Standard for fire-rated devices 658 Strike - Standard with 650A mullions Optional strikes: 613, 642 644, and 649 604 Wear Plate - Optional
Mounting Fasteners	<ul style="list-style-type: none"> Wood and machine screws provided Available with thrubolts (TB-)
Fire Ratings	See ratings and certifications table on page 7

How to Order

Options (Cylinder/Mechanical/Electrical)	Device Type	Function	Rail Size	Trim	Finish - Outside	Hand	Optional Strikes	Finish - Inside	Door Width
56-	PE85	10	F	NEL	26D	RHR	644	32D	36

How to Order - Device Only

Options (Cylinder/Mechanical/Electrical)	Device Type	Function	Rail Size	Finish	Door Width
56-	PE85	10	F	32D	36

PE8500 Narrow Stile Rim Exit Device

PE80 Series Exit Device

SARGENT®

ASSA ABLOY

Functions

Device Only

Function	ANSI	Description	Device Only
10	01	No outside operation (No Cylinder)	PE8510

Functions/Trim

Trim (For trim details, see page 74. For lever options, see pages 78-85)



(Narrow Stile
ET Trim)

Function	ANSI	Description	With Device	Trim Only*
04	03	Night latch-key retracts latch #34 cylinder supplied	PE8504 x NEx	P704 NEx
06	09	Key unlocks trim, trim retracts latch/trim relocks when key is removed #41 cylinder supplied	PE8506 x NEx	P706-8 NEx
10	02	No outside operation (No Cylinder) Trim is used as Pull Only	PE8510 x NEx	P710 NEx
13	08	Key outside unlocks/locks trim #41 cylinder supplied	PE8513 x NEx	P713-8 NEx
15	14	Passage only (no cylinder)	PE8515 x NEx	P715-8 NEx
40	01	No outside operation (no cylinder)	PE8540 x NEx	P740 NEx
43	08	Key outside unlocks/locks trim #41 cylinder supplied	PE8543 x NEx	P743-8 NEx
44	03	Night latch-key retracts latch #34 cylinder supplied	PE8544 x NEx	P744 NEx
46	09	Key unlocks trim, trim retracts latch/trim relocks when key is removed #41 cylinder supplied	PE8546 x NEx	P746-8 NEx
73	-	Electrified lever trim - fail safe power off, unlocks lever (no cylinder)	PE8573 x NEx	P773-8 NEx
74	-	Electrified lever trim - fail secure power off, locks lever (no cylinder)	PE8574 x NEx	P774-8 NEx

*Must specify finish



(Wide Stile
ET Trim)

Function	ANSI	Description	With Device	Trim Only*
04	03	Night latch-key retracts latch #34 cylinder supplied	PE8504 x WEx	P704 WEx
06	09	Key unlocks trim, trim retracts latch/trim relocks when key is removed #41 cylinder supplied	PE8506 x WEx	P706-8 WEx
10	02	No outside operation (No Cylinder) Trim is used as Pull Only	PE8510 x WEx	P710 WEx
13	08	Key outside unlocks/locks trim #41 cylinder supplied	PE8513 x WEx	P713-8 WEx
15	14	Passage only (no cylinder)	PE8515 x WEx	P715-8 WEx
40	01	No outside operation (no cylinder)	PE8540 x WEx	P740 WEx
43	08	Key outside unlocks/locks trim #41 cylinder supplied	PE8543 x WEx	P743-8 WEx
44	03	Night latch-key retracts latch #34 cylinder supplied	PE8544 x WEx	P744 WEx
46	09	Key unlocks trim, trim retracts latch/trim relocks when key is removed #41 cylinder supplied	PE8546 x WEx	P746-8 WEx
73	-	Electrified lever trim - fail safe power off, unlocks lever (no cylinder)	PE8573 x WEx	P773-8 WEx
74	-	Electrified lever trim - fail secure power off, locks lever (no cylinder)	PE8574 x WEx	P774-8 WEx

*Must specify finish



(862, 863, 864 Pull)

Function	ANSI	Description	With Device	Trim Only*
04	03	Night latch-key retracts latch #34 cylinder supplied	PE8504 x 86x	86x
10	02	No outside operation (no cylinder); Used as pull only	PE8510 x 86x	

Pulls are not available in 14, 15, 26 or 26D

*Must specify finish

Experience a safer
and more open world

1-800-727-5477 • www.sargentlock.com

11

PE8500 Narrow Stile Rim Exit Device

PE80 Series Exit Device

SARGENT[®]

ASSA ABLOY

Options

	How to Specify	Detailed Description
Certifications	12-	UL fire label exit hardware (not available with 16-, 18- & HK-)
Cylinder	LC-	Less cylinder
Dogging	16-	Cylinder lockdown with # 41 cylinder (not available with 12-, 59-, AL-, HK- options)
	LD-	Less dogging for non fire-rated devices
Door Type	31-	Doors over 1-3/4" and/or panels (specify door thickness, panel thickness & location as required)
End Cap	OL-	Overlap end cap
Fasteners	36-	Six lobe security head screws
	TB-	Thrubolts (non-trim applications only)
Finish Protection	CPC-	Clear powder coat (available for 32 & 32D finishes)
	SG-	MicroShield [®] antimicrobial clear powder coat (only available with 15, 26D and 32D finishes - Available as special only)
Indicator	18-	Passive dogging indicator
Latching	GL-	Guarded Latch
Luminescence	PL-	SARGuide [®] - photoluminescent coated push rail - (not available with 85 & 87 options)
Rail Force	5CH-	5lb. Pressure Release
Tactile Warning	76-	Tactile warning - milled outside lever (not available with Studio collection levers and the A lever)
	85-	Tactile warning - abrasive strip on push rail (not available with PL- option)
	86-	Tactile warning - abrasive coating on outside lever
	87-	Tactile warning - abrasive strip on push rail & abrasive coating on outside lever (not available with PL-option)
Weather Resistant	WH-	Weep Holes

Electrical Options

	How to Specify	Detailed Description
Electrical Options	53-	Latchbolt monitoring switch (not available with 59- option)
	W53-	Weather Resistant Latchbolt monitoring switch (not available with 56-, 58-, 59- & AL)
	54-	Monitors ET lever movement with Internal micro switch in ET control
	W54-	Weather Resistant Lever monitoring switch (not available with 56-, 58-, 59- & AL)
	55-	Request to exit - signal switch in rail (not available with 59-option)
	W55-	Weather Resistant Request to exit - signal switch in rail (not available with 56-, 58-, 59- & AL)
	55-ERM-	Double touchbar monitoring
	W55-ERM	Weather Resistant double touchpad monitoring switch (not available with 56-, 58-, 59- & AL)
	56-	Remote latch retraction (not available 58-, 59-, AL, W53- W54- & W55-)
	58-	Electric rail dogging (not available 56-, 59-, W53-, W54- and W55- options)
	59-	Electroguard [®] self contained delayed egress device (not available with 16-, 53-, W53-, W54, 55-, W55-, 56-, 58-, AL- & GL- options)
	AL-	Alarmed exit (not available 16-, 56-, 59-, W53, W54 and W55- options)
	HK-	Electrified exit device with manual hex key dogging (available with 56-, 58- option)
	WH-	Weep Holes (not available with 56-, 58-, 59- & AL)
	WR-	Wire harness included when electrified trim is ordered separately (supplied standard with 59-)

Copyright © 2023-2024, SARGENT Manufacturing Company. All rights reserved. Reproduction in whole or in part without the express written permission of SARGENT Manufacturing Company is prohibited. Patent pending and/or patent www.assaabloydss.com/patents.

90894 06/24

PE8500 Narrow Stile Rim Exit Device

PE80 Series Exit Device

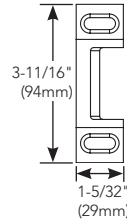
SARGENT®

ASSA ABLOY

Standard Strikes

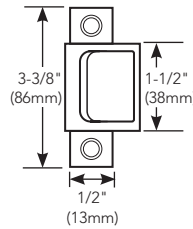
656 Strike

- Surface applied
- Required backset:
 - 2" - Aluminum mullions
 - 2-3/8" - Steel mullions
- Black nylon coated
- See template #MEDT74 for more details



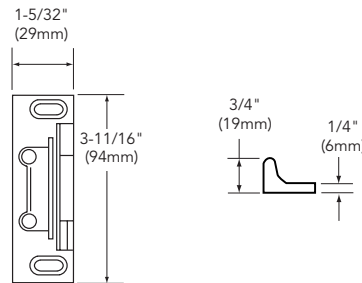
657 Strike

- Standard
- Surface applied or mortised
- For use on frames with blade stop or integral stop
- Black nylon coated
- See template #MEDT37 for more details



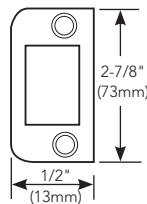
649 Strike

- Standard for fire-rated
- Surface applied
- Black nylon coated
- Required backset - 1-1/2"
- See template #MEDT38 (single door applications) for more details
- See template #MEDT39 (double door/mullion applications) for more details



658 Strike

- Standard with 650A mullion
- Can be ordered separately for surface application to frames
- Black nylon coated
- See template #MEDT77 for more details



PE8500 Narrow Stile Rim Exit Device

PE80 Series Exit Device

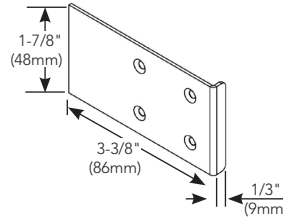
SARGENT®

ASSA ABLOY

Optional Strikes

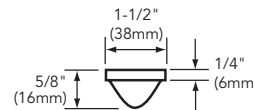
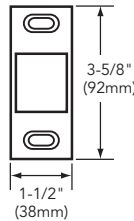
604 Wear Plate

- Used on aluminum doors
- Cut in field to accommodate all door frame face sizes
- Black nylon coated



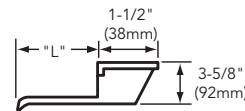
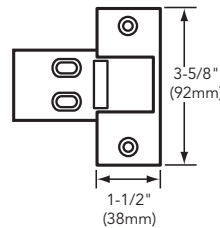
613 Strike

- Half mortised
- Black nylon coated
- See template #MEDT73 for more details



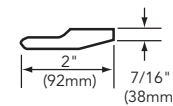
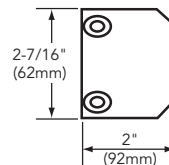
642 Strike

- Mortised
- Dimension "L" equals door thickness plus 1/2" (13mm)
- Black nylon coated
- See template #MEDT71 for more details



644 Strike

- Surface applied
- For use on pairs of doors without mullion
- Ductile Iron
- Black nylon coated
- See template #MEDT72 for more details



PE8800 Wide Stile Rim Exit Device

PE80 Series Exit Device



Specifications

Chassis Cover	Stainless steel, brass or bronze
Chassis	Nonferrous alloy (non-fire rated devices) Ferrous alloy (fire-rated devices)
Door Type	Wood, metal, aluminum (Consult factory for other door type options)
Door Configuration	Single door or double door with mullion
Door Thickness	<ul style="list-style-type: none"> • 1-3/4" minimum thickness. • For doors over 1-3/4" to 5" thick, specify thickness and order as 31-. For function limitation see page 98.
Stile	4-1/2" minimum - Narrow & Wide Trim
Rails	Stainless steel, brass or bronze
Rail Size	<ul style="list-style-type: none"> • Standard - E, F, J, G (see page 73 for measurements). • Custom sizes available
Projection	2.88"
Latchbolt	Stainless steel, 3/4" throw
End Cap	<ul style="list-style-type: none"> • Flush end cap standard • Overlapping end cap optional - Specify OL-
Device Centerline	<ul style="list-style-type: none"> • 39-5/8" for standard applications • 38" for elementary schools
Dogging Feature	<ul style="list-style-type: none"> • Hex key dogging standard on non fire-rated mechanical devices • Specify 16- for cylinder dogging (#41 cylinder supplied). • Specify LD for less dogging
Indicators	<ul style="list-style-type: none"> • Specify 18- for passive dogging indicator • Specify 49- for trim status indicator
Strikes	<ul style="list-style-type: none"> • 649 Strike - Standard • 658 Strike - Standard with 650A mullions • Optional strikes: 613, 642, 644 and 656
Mounting Fasteners	<ul style="list-style-type: none"> • Wood and machine screws provided • Available with thrubolts (TB-)
Fire Ratings	See ratings and certifications table on page 7
Hurricane Ratings	See hurricane/windstorm ratings and certifications table on page 8

How to Order

Options (Cylinder/Mechanical/Electrical)	Device Type	Function	Rail Size	Trim	Finish - Outside	Hand	Optional Strikes	Finish - Inside	Door Width
56-	PE88	10	F	WEL	26D	RHR	644	32D	36

How to Order - Device Only

Options (Cylinder/Mechanical/Electrical)	Device Type	Function	Rail Size	Finish	Door Width
56-	PE88	10	F	32D	36

PE8800 Wide Stile Rim Exit Device

PE80 Series Exit Device

SARGENT®

ASSA ABLOY

Functions

Device Only

Function	ANSI	Description	Device Only
10	01	No outside operation (No Cylinder)	PE8810
88	-	Multi-function device. Trim sold separately	PE8888
93	-	Decorative, static push bar. Outside trim ordered separately	PE8893
95	-	Active dummy rail. Outside trim ordered separately.	PE8895

Functions/Trim

Trim (For trim details, see page 74. For lever options, see pages 78-85)



(Narrow Stile
ET Trim)

Function	ANSI	Description	With Device	Trim Only*
04	03	Night latch-key retracts latch #34 cylinder supplied	PE8804 x NEx	P704 NEx
06	09	Key unlocks trim, trim retracts latch/trim relocks when key is removed #41 cylinder supplied	PE8806 x NEx	P706-8 NEx
10	02	No outside operation (No Cylinder) Trim is used as Pull Only	PE8810 x NEx	P710 NEx
13	08	Key outside unlocks/locks trim #41 cylinder supplied	PE8813 x NEx	P713-8 NEx
15	14	Passage only (no cylinder)	PE8815 x NEx	P715-8 NEx
16	10	Key Outside Retracts Latch; Key Inside Unlocks/Locks O/S Trim O/S #34 Cylinder & I/S #44 Cylinder Supplied Available with 49- Trim Status Indicator Option (see page 95)	PE8816 x NEx	P716 NEx
40	01	No outside operation (no cylinder); Freewheeling trim.	PE8840 x NEx	P740 NEx
43	08	Key outside unlocks/locks trim #41 cylinder supplied. Freewheeling trim.	PE8843 x NEx	P743-8 NEx
44	03	Night latch-key retracts latch #34 cylinder supplied. Freewheeling trim.	PE8844 x NEx	P744 NEx
46	09	Key unlocks trim, trim retracts latch/trim relocks when key is removed #41 cylinder supplied. Freewheeling trim.	PE8846 x NEx	P746-8 NEx
73	-	Electrified trim - fail safe power off, unlocks lever (no cylinder)	PE8873 x NEx	P773-8 NEx
74	-	Electrified lever trim - fail secure power off, locks lever (no cylinder)	PE8874 x NEx	P774-8 NEx
75	-	Electrified lever trim - fail safe power off, unlocks lever, key retracts latch #34 cylinder supplied	PE8875 x NEx	P775-8 NEx
76	-	Electrified lever trim - fail secure power off, locks lever, key retracts latch #34 cylinder supplied	PE8876 x NEx	P776-8 NEx

*Must specify finish



(Wide Stile
ET Trim)

Function	ANSI	Description	With Device	Trim Only*
04	03	Night latch-key retracts latch #34 cylinder supplied	PE8804 x WEx	P704 WEx
06	09	Key unlocks trim, trim retracts latch/trim relocks when key is removed #41 cylinder supplied	PE8806 x WEx	P706-8 WEx
10	02	No outside operation (No Cylinder) Trim is used as Pull Only	PE8810 x WEx	P710 WEx
13	08	Key outside unlocks/locks trim #41 cylinder supplied	PE8813 x WEx	P713-8 WEx
15	14	Passage only (no cylinder)	PE8815 x WEx	P715-8 WEx
16	10	Key Outside Retracts Latch; Key Inside Unlocks/Locks O/S Trim O/S #34 Cylinder & I/S #44 Cylinder Supplied Available with 49- Trim Status Indicator Option (see page 95)	PE8816 x WEx	P716 WEx
40	01	No outside operation (no cylinder)	PE8840 x WEx	P740 WEx
43	08	Key outside unlocks/locks trim #41 cylinder supplied	PE8843 x WEx	P743-8 WEx
44	03	Night latch-key retracts latch #34 cylinder supplied	PE8844 x WEx	P744 WEx
46	09	Key unlocks trim, trim retracts latch/trim relocks when key is removed #41 cylinder supplied	PE8846 x WEx	P746-8 WEx
73	-	Electrified lever trim - fail safe power off, unlocks lever (no cylinder)	PE8873 x WEx	P773-8 WEx
74	-	Electrified lever trim - fail secure power off, locks lever (no cylinder)	PE8874 x WEx	P774-8 WEx
75	-	Electrified lever trim - fail safe power off, unlocks lever, key retracts latch #34 cylinder supplied	PE8875 x WEx	P775-8 WEx
76	-	Electrified lever trim - fail secure power off, locks lever, key retracts latch #34 cylinder supplied	PE8876 x WEx	P776-8 WEx

*Must specify finish

PE8800 Wide Stile Rim Exit Device

PE80 Series Exit Device

Trim (For trim details see page 76)



(FLL/FSL Pull Trim)

Function	ANSI	Description	With Device	Trim Only*
04	03	Night latch-key retracts latch #34 cylinder supplied	PE8804 x FSL	814-FSL
10	02	No outside operation (no cylinder); Used as pull only	PE8810 x FLL	810-FLL
28	15	Passage only (no cylinder)	PE8828 x FLL	828-FLL
63	05	Key outside unlocks/locks thumbpiece #34 cylinder supplied	PE8863 x FLL	866-FLL
66	07	Key outside retracts latch; key inside unlocks/locks trim; O/S #34 & I/S #44 cylinder supplied Available with 49- Lock/Unlock Indicator Option (see page 95)	PE8866 x FLL	866-FLL

*Must specify finish



(FLW/FSW Pull Trim)

Function	ANSI	Description	With Device	Trim Only*
04	03	Night latch-key retracts latch #34 cylinder supplied	PE8804 x FSW	814-FSW
10	02	No outside operation (no cylinder); Used as pull only	PE8810 x FLW	810-FLW
28	15	Passage only (no cylinder)	PE8828 x FLW	828-FLW
63	05	Key outside unlocks/locks thumbpiece #34 cylinder supplied	PE8863 x FLW	866-FLW
66	07	Key outside retracts latch; key inside unlocks/locks trim; O/S #34 & I/S #44 cylinder supplied Available with 49- Trim Status Indicator Option (see page 95)	PE8866 x FLW	866-FLW

*Must specify finish



(MAL/MSL Pull Trim)

Function	ANSI	Description	With Device	Trim Only*
04	03	Night latch-key retracts latch #34 cylinder supplied	PE8804 x MSL	814-MSL
10	02	No outside operation (no cylinder); Used as pull only	PE8810 x MAL	810-MAL
28	15	Passage only (no cylinder)	PE8828 x MAL	828-MAL
63	05	Key outside unlocks/locks thumbpiece #34 cylinder supplied	PE8863 x MAL	866-MAL
66	07	Key outside retracts latch; key inside unlocks/locks trim; O/S #34 & I/S #44 cylinder supplied Available with 49- Trim Status Indicator Option (see page 95)	PE8866 x MAL	866-MAL

*Must specify finish



(PTB/PSB Pull Trim)

Function	ANSI	Description	With Device	Trim Only*
04	03	Night latch-key retracts latch #34 cylinder supplied	PE8804 x PSB	814-PSB
10	02	No outside operation (no cylinder); Used as pull only	PE8810 x PTB	810-PTB
28	15	Passage only (no cylinder)	PE8828 x PTB	828-PTB
63	05	Key outside unlocks/locks thumbpiece #34 cylinder supplied	PE8863 x PTB	866-PTB
66	07	Key outside retracts latch; key inside unlocks/locks trim; O/S #34 & I/S #44 cylinder supplied Available with 49- Trim Status Indicator (see page 95)	PE8866 x PTB	866-PTB

*Must specify finish

Notes:

- Images represent the design of the backplate. Thumbpieces and cylinders are added to select functions.
- FLW and FSW trims are not available in 32 or 32D.
- Thumb piece trims are not available in 14, 15, 26 or 26D, except FLW is available in 14 & 15.

PE8800 Wide Stile Rim Exit Device

PE80 Series Exit Device

Trim (For trim details see page 76)



(STS Pull Trim)

Function	ANSI	Description	With Device	Trim Only*
04	03	Night latch-key retracts latch #34 cylinder supplied	PE8804 x STS	814-ST5
10	02	No outside operation (no cylinder); Used as pull only	PE8810 x STS	810-ST5
28	15	Passage only (no cylinder)	PE8828 x STS	828-ST5
63	05	Key outside unlocks/locks thumbpiece #34 cylinder supplied	PE8863 x STS	866-ST5
66	07	Key outside retracts latch; key inside unlocks/locks thumbpiece on outside trim; Outside cylinder #34 & Inside cylinder #44 supplied Available with 49- Trim Status Indicator Option (see page 95)	PE8866 x STS	866-ST5

*Must specify finish



(862, 863, 864 Pull)

Function	ANSI	Description	With Device	Trim Only*
04	03	Night latch-key retracts latch #34 cylinder supplied	PE8804 x 86x	86x
10	02	No outside operation (no cylinder)	PE8810 x 86x	86x

*Must specify finish

Note:

- Pulls and thumb piece trims are not available in 14, 15, 26 or 26D.

Anti-Vandal Trim (see page 77)



Anti Vandal Trim
(821, 826)

Function	ANSI	Description	With Device	Trim Only*
04	03	Night latch-key retracts latch #34 cylinder supplied	PE8804 x 826	826
10	02	No outside operation (no cylinder); Used as pull only	PE8810 x 821	821

PE8800 Wide Stile Rim Exit Device

PE80 Series Exit Device

Mechanical Options

	How to Specify	Detailed Description
Certifications	12-	UL fire label exit hardware (not available with 16-, 18- & HK- options)
	HC-	Hurricane rated
	WS-	Windstorm rated
Cylinder	LC-	Less cylinder
Dogging	16-	Cylinder lockdown with # 41 cylinder (not available with 12-, 59-, AL-, HK- options)
	LD-	Less dogging for non fire-rated devices
Door Type	31-	Doors over 1-3/4" and/or panels (specify door thickness, panel thickness & location as required)
End Cap	OL-	Overlap end cap
Fasteners	36-	Six lobe security head screws
	TB-	Thrubolts
Finish Protection	CPC-	Clear powder coat (available for 32 & 32D finishes)
	SG-	MicroShield® antimicrobial clear powder coat (only available with 15, 26D and 32D finishes - available as special only)
Indicators	18-	Passive dogging indicator
	49-	Trim Status Indicator (available on PE8816 and PE8866 functions only)
Latching	GL-	Guarded Latch
Luminescence	PL-	SARGuide® photoluminescent push rail – (not available with 85 & 87 options)
Rail Force	5CH-	5lb. Pressure Release
Tactile Warning	76-	Tactile warning - milled outside lever (not available with Studio Collection levers and the A lever)
	85-	Tactile warning - abrasive strip on push rail (not available with PL- option)
	86-	Tactile warning - abrasive coating on outside lever
	87-	Tactile warning - abrasive strip on push rail & abrasive coating on outside lever (not available with PL- option)
Weather Resistant	WH-	Weep Holes

Electrical Options

	How to Specify	Detailed Description
Electrical Options	53-	Latchbolt monitoring switch (not available with 59- option)
	W53-	Weather Resistant Latchbolt monitoring switch (not available with 56-, 58-, 59- & AL)
	54-	Monitors ET lever movement with Internal micro switch in ET control
	W54-	Weather Resistant Lever monitoring switch (not available with 56-, 58-, 59- & AL)
	55-	Request to exit - signal switch in rail (not available with 59-option)
	W55-	Weather Resistant Request to exit - signal switch in rail (not available with 56-, 58-, 59- & AL)
	55-ERM-	Double touchbar monitoring
	W55-ERM	Weather Resistant double touchpad monitoring switch (not available with 56-, 58-, 59- & AL)
	56-	Remote latch retraction (not available 58-, 59-, AL, W53- W54- & W55-)
	58-	Electric rail dogging (not available 56-, 59-, W53-, W54- and W55- options)
	59-	Electroguard® self contained delayed egress device (not available with 16-, 53-, W53-, W54, 55-, W55-, 56-, 58-, AL- & GL- options)
	AL-	Alarmed exit (not available 16-, 56-, 59-, W53, W54 and W55- options)
	HK-	Electrified exit device with manual hex key dogging (available with 56-, 58- option)
	WH-	Weep Holes (not available with 56-, 58-, 59- & AL)
WR-	Wire harness included when electrified trim is ordered separately (supplied standard with 59-)	

PE8800 Wide Stile Rim Exit Device

PE80 Series Exit Device

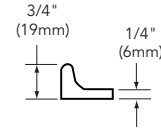
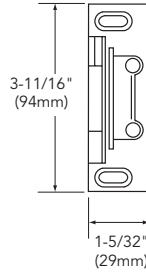
SARGENT®

ASSA ABLOY

Standard Strikes

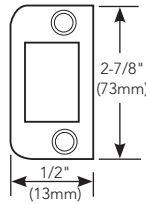
649 Strike

- Standard
- Surface applied
- Black nylon coated
- Required backset - 1-1/2"
- See template [#MEDT38](#) (single door applications) for more details
- See template [#MEDT39](#) (double door/mullion applications) for more details



658 Strike

- Standard with 650A mullion
- Can be ordered separately for surface application to frames
- Black nylon coated
- See template [#MEDT77](#) for more details



PE8800 Wide Stile Rim Exit Device

PE80 Series Exit Device

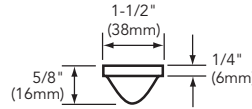
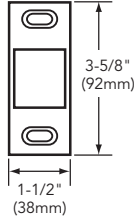
SARGENT®

ASSA ABLOY

Optional Strikes

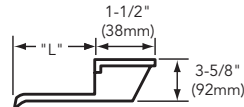
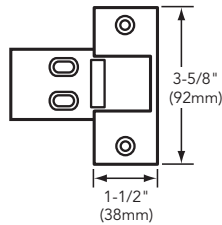
613 Strike

- Half mortised
- Black nylon coated
- See template #MEDT73 for more details




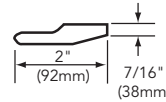
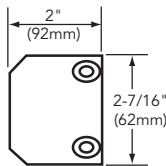
642 Strike

- Mortised
- Dimension "L" equals door thickness plus 1/2" (13mm)
- Black nylon coated
- See template #MEDT71 for more details



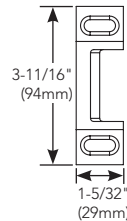
644 Strike

- Surface applied
- For use on pairs of doors without mullion
- Ductile Iron
- Black nylon coated
- See template #MEDT72 for more details



656 Strike

- Surface applied
- Required backset:
 - 2" - Aluminum mullions
 - 2-3/8" - Steel mullions
- Black nylon coated
- See template #MEDT74 for more details



PE8300 Narrow Stile Mortise Lock Exit Device

PE80 Series Exit Device



Specifications

Chassis Cover	Stainless steel, brass or bronze
Chassis	Nonferrous alloy
Door Type	Wood, metal, aluminum (Consult factory for other door type options)
Door Configuration	Single doors or double doors with Mortise/SVR configuration
Door Thickness	<ul style="list-style-type: none"> • 1-3/4" minimum thickness. • For doors over 1-3/4" to 2-1/4" thick, specify thickness and order as 31-
Stile	4-1/2" minimum - narrow & wide trim
Rails	Stainless steel, brass or bronze
Rail Size	<ul style="list-style-type: none"> • Standard - E, F, J, G (see page 73 for measurements). • Custom sizes available
Projection	2.88"
Latchbolt	Brass nickel plated, 3/4" throw, anti-friction
Guarded Deadlatch	Provided as standard feature
End Cap	<ul style="list-style-type: none"> • Flush end cap standard • Overlapping end cap optional - Specify OL-
Device Centerline	<ul style="list-style-type: none"> • 39-5/8" for standard applications • 38" for elementary schools
Dogging Feature	<ul style="list-style-type: none"> • Hex key dogging standard on non fire-rated mechanical devices • Specify 16- for cylinder dogging (#41 cylinder supplied). • Specify LD for less dogging • Specify 18- for dogging indicator
Indicator	Specify 18- for passive dogging indicator
Strikes	<ul style="list-style-type: none"> • C908 black nylon coated • Optional strikes: 815 Open Back Strike or 908 Flat Lipped Strike
Mounting Fasteners	<ul style="list-style-type: none"> • Wood and machine screws provided • Available with thru-bolts (TB-)
Fire Ratings	See ratings and certifications table on page 7

How to Order

Options (Cylinder/Mechanical/Electrical)	Device Type	Function	Rail Size	Trim	Finish - Outside	Hand	Optional Strikes	Finish - Inside	Door Width
56-	PE83	10	F	NEL	15	RHR	908	32D	36

How to Order - Device Only

Options (Cylinder/Mechanical/Electrical)	Device Type	Function	Rail Size	Finish	Door Width
56-	PE83	10	F	32D	36

PE8300 Narrow Stile Mortise Lock Exit Device

PE80 Series Exit Device

Functions

Device Only

Function	ANSI	Description	Device Only
10	01	No outside operation (No Cylinder)	PE8310

Functions/Trim

Trim (For trim details, see page 74. For lever options, see pages 78-85)



(Narrow Stile
ET Trim)

Function	ANSI	Description	With Device	Trim Only*
04	03	Night latch-key retracts latch #46 cylinder supplied	PE8304 x NEx	P704 NEx
06	09	Key unlocks trim, trim retracts latch/trim relocks when key is removed #41 cylinder supplied	PE8306 x NEx	P706 NEx
10	02	No outside operation (No Cylinder) Trim is used as Pull Only	PE8310 x NEx	P710 NEx
13	08	Key outside unlocks/locks trim #41 cylinder supplied	PE8313 x NEx	P713 NEx
15	14	Passage only (no cylinder)	PE8315 x NEx	P715 NEx
40	01	No outside operation (no cylinder)	PE8340 x NEx	P740 NEx
43	08	Key outside unlocks/locks trim #41 cylinder supplied	PE8343 x NEx	P743 NEx
44	03	Night latch-key retracts latch #46 cylinder supplied	PE8344 x NEx	P744 NEx
46	09	Key unlocks trim, trim retracts latch/trim relocks when key is removed #41 cylinder supplied. Freewheeling trim.	PE8346 x NEx	P746 NEx
73	-	Electrified trim - fail safe power off, unlocks lever (no cylinder)	PE8373 x NEx	P773 NEx
74	-	Electrified trim - fail secure power off, locks lever (no cylinder)	PE8374 x NEx	P774 NEx
75	-	Electrified trim - fail safe power off, unlocks lever, key retracts latch #46 cylinder supplied	PE8375 x NEx	P775 NEx
76	-	Electrified trim - fail secure power off, locks lever, key retracts latch #46 cylinder supplied	PE8376 x NEx	P776 NEx

*Must specify finish



(Wide Stile
ET Trim)

Function	ANSI	Description	With Device	Trim Only*
04	03	Night latch-key retracts latch #46 cylinder supplied	PE8304 x WEx	P704 WEx
06	09	Key unlocks trim, trim retracts latch/trim relocks when key is removed #41 cylinder supplied	PE8306 x WEx	P706 WEx
10	02	No outside operation (No Cylinder) Trim is used as Pull Only	PE8310 x WEx	P710 WEx
13	08	Key outside unlocks/locks trim #41 cylinder supplied	PE8313 x WEx	P713 WEx
15	14	Passage only (no cylinder)	PE8315 x WEx	P715 WEx
16	10	Key Outside Retracts Latch; Key Inside Unlocks/Locks O/S Trim O/S #34 Cylinder & I/S #44 Cylinder Supplied	PE8316 x WEx	P716 WEx
40	01	No outside operation (no cylinder)	PE8340 x WEx	P740 WEx
43	08	Key outside unlocks/locks trim #41 cylinder supplied	PE8343 x WEx	P743 WEx
44	03	Night latch-key retracts latch #46 cylinder supplied	PE8344 x WEx	P744 WEx
46	09	Key unlocks trim, trim retracts latch/trim relocks when key is removed #41 cylinder supplied	PE8346 x WEx	P746 WEx
73	-	Electrified trim - fail safe power off, unlocks lever (no cylinder)	PE8373 x WEx	P773 WEx
74	-	Electrified trim - fail secure power off, locks lever (no cylinder)	PE8374 x WEx	P774 WEx
75	-	Electrified trim - fail safe power off, unlocks lever, key retracts latch #46 cylinder supplied	PE8375 x WEx	P775 WEx
76	-	Electrified trim - fail secure power off, locks lever, key retracts latch #46 cylinder supplied	PE8376 x WEx	P776 WEx

*Must specify finish

PE8300 Narrow Stile Mortise Lock Exit Device

PE80 Series Exit Device

Trim (For trim details see page 76)



Function	ANSI	Description	With Device	Trim Only*
04	03	Night latch-key retracts latch #46 cylinder supplied	PE8304 x FLL	814-FLL
10	02	No outside operation (no cylinder); Used as pull only	PE8310 x FLL	810-FLL
28	15	Passage only (no cylinder)	PE8328 x FLL	828-FLL
63	05	Key outside unlocks/locks thumbpiece #41 cylinder supplied	PE8363 x FLL	866-FLL

*Must specify finish

(FLL/FSL Pull Trim)



Function	ANSI	Description	With Device	Trim Only*
04	03	Night latch-key retracts latch #46 cylinder supplied	PE8304 x FLW	814-FLW
10	02	No outside operation (no cylinder); Used as pull only	PE8310 x FLW	810-FLW
28	15	Passage only (no cylinder)	PE8328 x FLW	828-FLW
63	05	Key outside unlocks/locks thumbpiece #41 cylinder supplied	PE8363 x FLW	866-FLW

*Must specify finish

(FLW/FSW Pull Trim)



Function	ANSI	Description	With Device	Trim Only*
04	03	Night latch-key retracts latch #46 cylinder supplied	PE8304 x MAL	814-MAL
10	02	No outside operation (no cylinder); Used as pull only	PE8310 x MAL	810-MAL
28	15	Passage only (no cylinder)	PE8328 x MAL	828-MAL
63	05	Key outside unlocks/locks thumbpiece #41 cylinder supplied	PE8363 x MAL	866-MAL

*Must specify finish

(MAL/MSL Pull Trim)



Function	ANSI	Description	With Device	Trim Only*
04	03	Night latch-key retracts latch #46 cylinder supplied	PE8304 x PTB	814-PTB
10	02	No outside operation (no cylinder); Used as pull only	PE8310 x PTB	810-PTB
28	15	Passage only (no cylinder)	PE8328 x PTB	828-PTB
63	05	Key outside unlocks/locks thumbpiece #41 cylinder supplied	PE8363 x PTB	866-PTB

*Must specify finish

(PTB/PSB Pull Trim)



Function	ANSI	Description	With Device	Trim Only*
04	03	Night latch-key retracts latch #46 cylinder supplied	PE8304 x STS	814-STS
10	02	No outside operation (no cylinder); Used as pull only	PE8310 x STS	810-STS
28	15	Passage only (no cylinder)	PE8328 x STS	828-STS
63	05	Key outside unlocks/locks thumbpiece #41 cylinder supplied	PE8363 x STS	866-STS

*Must specify finish

(STS Pull Trim)

Notes:

- Images represent the design of the backplate. Thumbpieces and cylinders are added to select functions.
- FLW trim is not available in 32 or 32D.
- Thumbpiece trims are not available in 14, 15, 26 or 26D, except FLW is available in 14 & 15.

Copyright © 2023-2024, SARGENT Manufacturing Company. All rights reserved. Reproduction in whole or in part without the express written permission of SARGENT Manufacturing Company is prohibited. Patent pending and/or patent www.assaabloydss.com/patents.

PE8300 Narrow Stile Mortise Lock Exit Device

PE80 Series Exit Device

Mechanical Options

	How to Specify	Detailed Description
Certifications	12-	UL fire label exit hardware (not available with 16- & HK- options)
Cylinder	LC-	Less cylinder
Dogging	16-	Cylinder lockdown with # 41 cylinder (not available with 12-, 59-, AL-, HK- options)
	LD-	Less dogging for non fire-rated devices
Door Type	31-	Doors over 1-3/4" and/or panels (specify door thickness, panel thickness & location as required)
End Cap	OL-	Overlap end cap
Fasteners	36-	Six lobe security head screws
Finish Protection	CPC-	Clear powder coat (available for 32 & 32D finishes)
	SG-	MicroShield® antimicrobial clear powder coat (only available with 15, 26D and 32D finishes - available as special only)
Indicators	18-	Passive dogging indicator
Luminescence	PL-	SARGuide® Photoluminescent push rail – (not available with 85 & 87 options)
Strike	23-	4-7/8" (124mm) ANSI flat lip strike (908 Strike)
Tactile Warning	76-	Tactile warning - milled outside lever (not available with Studio Collection levers and the A lever)
	85-	Tactile warning - abrasive strip on push rail (not available with PL- option)
	86-	Tactile warning - abrasive coating on outside lever
	87-	Tactile warning - abrasive strip on push rail & abrasive coating on outside lever (not available with PL- option)

Electrical Options

	How to Specify	Detailed Description
Electrical Options	53-	Latchbolt monitoring switch (not available with 59- option)
	54-	Monitors ET lever movement with Internal micro switch in ET control
	55-	Request to exit - signal switch in rail (not available with 59- option)
	55-ERM-	Double touchbar monitoring
	56-	Remote latch retraction (not available 58-, 59-, AL- options)
	58-	Electric rail dogging (not available 56- & 59- options)
	59-	Electroguard® self contained delayed egress device (not available with 16-, 53-, 55-, 56-, 58-, AL-, GL-, & HK- options)
	AL-	Alarmed exit (not available 16-, 56-, 59-, 59- & GL- options)
	HK-	Electrified exit device with manual hex key dogging (also available with 56- & 58- options)
WR-	Wire harness included when electrified trim is ordered separately (supplied standard with 59-)	


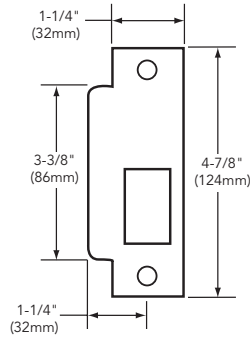
PE8300 Narrow Stile Mortise Lock Exit Device

PE80 Series Exit Device

Standard Strikes

C908 Strike

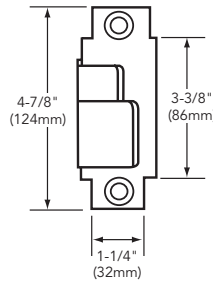
- Curved lip ANSI A-115.1
- Supplied standard
- Handed. 1-1/4" (32mm) lip standard.
- Longer lips in increments of 1/4" (6mm) through 2-7/8" (73mm) available
- Black nylon coated
- See template [#MEDT50](#) for more details



Optional Strikes


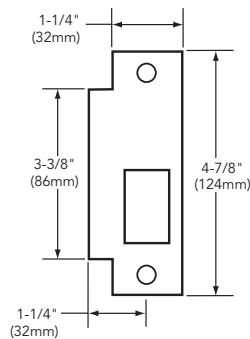
815 Open Back Strike

- ANSI A-115.14 Open Back
- Beveled 1/8" (3mm) in 2" (51mm)
- Specify hand of active door
- "B" label fire rating
- Black nylon coat
- See template [#MEDT49](#) for more details



908 Strike (23-)

- Flat lipped
- Handed. 1-1/4" (32mm) lip standard
- Longer lips in increments of 1/4" (6mm) through 2-7/8" (73mm) available
- Black nylon coated
- See template [#MEDT50](#) for more details



PE8900 Wide Stile Mortise Lock Exit Device

PE80 Series Exit Device

SARGENT®

ASSA ABLOY



Specifications

Chassis Cover	Stainless steel, brass or bronze
Chassis	Nonferrous alloy
Door Type	Wood, metal, aluminum (Consult factory for other door type options)
Door Configuration	Single doors or double doors with Mortise/SVR configuration
Door Thickness	<ul style="list-style-type: none"> • 1-3/4" minimum thickness. • For doors over 1-3/4" to 2-1/4" thick, specify thickness and order as 31-
Stile	4-1/2" minimum - narrow & wide trim
Rails	Stainless steel, brass or bronze
Rail Size	<ul style="list-style-type: none"> • Standard - E, F, J, G (see page 73 for measurements) • Custom sizes available
Projection	2.88"
Latchbolt	Brass Nickel Plated, 3/4" throw, anti-friction
Guarded Deadlatch	Provided as standard feature
End Cap	<ul style="list-style-type: none"> • Flush end cap standard • Overlapping end cap optional - Specify OL-
Device Centerline	<ul style="list-style-type: none"> • 39-5/8" for standard applications • 38" for elementary schools
Dogging Feature	<ul style="list-style-type: none"> • Hex key dogging standard on non fire-rated devices • Specify 16- for cylinder dogging (#41 cylinder supplied) • Specify LD for less dogging
Indicator	Specify 18- for passive dogging indicator
Strikes	<ul style="list-style-type: none"> • C908 Black Nylon Coated • Optional Strikes: 815 Open Back Strike or 908 Flat Lipped Strike
Mounting Fasteners	<ul style="list-style-type: none"> • Wood and machine screws provided • Available with thrubolts (TB-)
Fire Ratings	See ratings and certifications table on page 7

How to Order

Options (Cylinder/Mechanical/Electrical)	Device Type	Function	Rail Size	Trim	Finish - Outside	Hand	Optional Strikes	Finish - Inside	Door Width
56-	PE89	10	F	WEL	26D	RHR	908	32D	36

How to Order - Device Only

Options (Cylinder/Mechanical/Electrical)	Device Type	Function	Rail Size	Finish	Door Width
56-	PE89	10	F	32D	36

Experience a safer
and more open world

1-800-727-5477 • www.sargentlock.com

27

Copyright © 2023-2024, SARGENT Manufacturing Company. All rights reserved. Reproduction in whole or in part without the express written permission of SARGENT Manufacturing Company is prohibited. Patent pending and/or patent www.assaabloyds.com/patents.

90894 06/24

PE8900 Wide Stile Mortise Lock Exit Device

PE80 Series Exit Device

SARGENT

ASSA ABLOY

Functions

Device Only

Sargent	ANSI	Description	Device Only
10	01	No outside operation (No Cylinder)	PE8910

Functions/Trim

Trim (For trim details, see page 74. For lever options, see pages 78-85)



(Narrow Stile
ET Trim)

Sargent	ANSI	Description	With Device	Trim Only*
04	03	Night latch-key retracts latch #46 cylinder supplied	PE8904 x NEx	P704 NEx
06	09	Key unlocks trim, trim retracts latch/trim relocks when key is removed #41 cylinder supplied	PE8906 x NEx	P706 NEx
10	02	No outside operation (No Cylinder) Trim is used as Pull Only	PE8910 x NEx	P710 NEx
13	08	Key outside unlocks/locks trim #41 cylinder supplied	PE8913 x NEx	P713 NEx
15	14	Passage only (no cylinder)	PE8915 x NEx	P715 NEx
16	10	Key outside retracts latch; key inside unlocks/locks o/s trim o/s #34 cylinder & i/s #44 cylinder supplied	PE8916 X NEx	P716 NEx
40	01	No outside operation (no cylinder)	PE8940 x NEx	P740 NEx
43	08	Key outside unlocks/locks trim #41 cylinder supplied	PE8943 x NEx	P743 NEx
44	03	Night latch-key retracts latch #46 cylinder supplied	PE8944 x NEx	P744 NEx
46	09	Key unlocks trim, trim retracts latch/trim relocks when key is removed #41 cylinder supplied	PE8946 x NEx	P746 NEx
73	-	Electrified trim - fail safe power off, unlocks lever (no cylinder)	PE8973 x NEx	P773 NEx
74	-	Electrified trim - fail secure power off, locks lever (no cylinder)	PE8974 x NEx	P774 NEx
75	-	Electrified trim - fail safe power off, unlocks lever (#46 cylinder supplied)	PE8975 x NEx	P775 NEx
76	-	Electrified trim - fail secure power off, locks lever (#46 cylinder supplied)	PE8976 x NEx	P776 NEx

*Must specify finish



(Wide Stile
ET Trim)

Sargent	ANSI	Description	With Device	Trim Only*
04	03	Night latch-key retracts latch #46 cylinder supplied	PE8904 x WEx	P704 WEx
06	09	Key unlocks trim, trim retracts latch/trim relocks when key is removed #41 cylinder supplied	PE8906 x WEx	P706 WEx
10	01	No outside operation (no cylinder) Trim is used as Pull Only	PE8910 x WEx	P710 WEx
13	08	Key outside unlocks/locks trim #41 cylinder supplied	PE8913 x WEx	P713 WEx
15	14	Passage only (no cylinder)	PE8915 x WEx	P715 WEx
16	10	Key outside retracts latch; key inside unlocks/locks o/s trim o/s #34 cyl inder & i/s #44 cylinder supplied	PE8916 X WEx	P716 WEx
40	01	No outside operation (no cylinder)	PE8940 x WEx	P740 WEx
43	08	Key outside unlocks/locks trim #41 cylinder supplied; Freewheeling trim.	PE8943 x WEx	P743 WEx
44	03	Night latch-key retracts latch #46 cylinder supplied	PE8944 x WEx	P744 WEx
46	09	Key unlocks trim, trim retracts latch/trim relocks when key is removed #41 cylinder supplied	PE8946 x WEx	P746 WEx
73	-	Electrified trim - fail safe power off, unlocks lever (no cylinder)	PE8973 x WEx	P773 WEx
74	-	Electrified trim - fail secure power off, locks lever (no cylinder)	PE8974 x WEx	P774 WEx
75	-	Electrified trim - fail safe power off, unlocks lever (#46 cylinder supplied)	PE8975 x WEx	P775 WEx
76	-	Electrified trim - fail secure power off, locks lever (#46 cylinder supplied)	PE8976 x WEx	P776 WEx

*Must specify finish

Anti-Vandal Trim (see page 77)



Anti Vandal Trim
(824, 827)

Sargent	ANSI	Description	With Device	Trim Only*
04	03	Night latch-key retracts latch #46 cylinder supplied	PE8904 x 824	824
10	02	No outside operation (no cylinder); Used as pull only	PE8910 x 827	827

Copyright © 2023-2024, SARGENT Manufacturing Company. All rights reserved. Reproduction in whole or in part without the express written permission of SARGENT Manufacturing Company is prohibited. Patent pending and/or patent www.assaabloydss.com/patents.

90894 06/24

PE8900 Wide Stile Mortise Lock Exit Device

PE80 Series Exit Device

Trim (For trim details see page 76)



(FLL Pull Trim)

Sargent	ANSI	Description	With Device	Trim Only*
04	03	Night latch-key retracts latch #46 cylinder supplied	PE8904 x FLL	814-FLL
10	02	No outside operation (no cylinder); Used as pull only	PE8910 x FLL	810-FLL
28	15	Passage only (no cylinder)	PE8928 x FLL	828-FLL
63	05	Key outside unlocks/locks thumbpiece #34 cylinder supplied	PE8963 x FLL	866-FLL
66	07	Key outside retracts latch; key inside unlocks/locks trim; O/S #34 & I/S #44 cylinder supplied	PE8966 x FLL	866-FLL

* Must specify finish



(FLW Pull Trim)

Sargent	ANSI	Description	With Device	Trim Only*
04	03	Night latch-key retracts latch #46 cylinder supplied	PE8904 x FLW	814-FLW
10	02	No outside operation (no cylinder); Used as pull only	PE8910 x FLW	810-FLW
28	15	Passage only (no cylinder)	PE8928 x FLW	828-FLW
63	05	Key outside unlocks/locks thumbpiece #34 cylinder supplied	PE8963 x FLW	866-FLW
66	07	Key outside retracts latch; key inside unlocks/locks trim; O/S #34 & I/S #44 cylinder supplied	PE8966 x FLW	866-FLW

* Must specify finish



(MAL Pull Trim)

Sargent	ANSI	Description	With Device	Trim Only*
04	03	Night latch-key retracts latch #46 cylinder supplied	PE8904 x MAL	814-MAL
10	02	No outside operation (no cylinder); Used as pull only	PE8910 x MAL	810-MAL
28	15	Passage only (no cylinder)	PE8928 x MAL	828-MAL
63	05	Key outside unlocks/locks thumbpiece #34 cylinder supplied	PE8963 x MAL	866-MAL
66	07	Key outside retracts latch; key inside unlocks/locks trim; O/S #34 & I/S #44 cylinder supplied	PE8966 x MAL	866-MAL

* Must specify finish



(PTB Pull Trim)

Sargent	ANSI	Description	With Device	Trim Only*
04	03	Night latch-key retracts latch #46 cylinder supplied	PE8904 x PTB	814-PTB
10	02	No outside operation (no cylinder); Used as pull only	PE8910 x PTB	810-PTB
28	15	Passage only (no cylinder)	PE8928 x PTB	828-PTB
63	05	Key outside unlocks/locks thumbpiece #34 cylinder supplied	PE8963 x PTB	866-PTB
66	07	Key outside retracts latch; key inside unlocks/locks trim; O/S #34 & I/S #44 cylinder supplied	PE8966 x PTB	866-PTB

* Must specify finish



(STS Pull Trim)

Sargent	ANSI	Description	With Device	Trim Only*
04	03	Night latch-key retracts latch #46 cylinder supplied	PE8904 x STS	814-STS
10	02	No outside operation (no cylinder); Used as pull only	PE8910 x STS	810-STS
28	15	Passage only (no cylinder)	PE8928 x STS	828-STS
63	05	Key outside unlocks/locks thumbpiece #34 cylinder supplied	PE8963 x STS	866-STS
66	07	Key outside retracts latch; key inside unlocks/locks trim; O/S #34 & I/S #44 cylinder supplied	PE8966 x STS	866-STS

* Must specify finish

Notes:

- Images represent the design of the backplate. Thumbpieces and cylinders are added to select functions.
- Thumbpiece trims are not available in 14, 15, 26 or 26D, except FLW is available in 14 & 15.
- FLW trim is not available in 32 or 32D.

PE8900 Wide Stile Mortise Lock Exit Device

PE80 Series Exit Device

Mechanical Options

	How to Specify	Detailed Description
Certifications	12-	UL fire label exit hardware (not available with 16- & HK- options)
	WS	Windstorm rated
Cylinder	LC-	Less cylinder
Dogging	16-	Cylinder lockdown with # 41 cylinder (not available with 12-, 59-, AL-, HK- options)
	LD-	Less dogging for non fire-rated devices
Door Type	31-	Doors over 1-3/4" and/or panels (specify door thickness, panel thickness & location as required)
End Cap	OL-	Overlap end cap
Fasteners	36-	Six lobe security head screws
Finish Protection	CPC-	Clear powder coat (available for 32 & 32D finishes)
	SG-	MicroShield® antimicrobial clear powder coat (only available with 15, 26D and 32D finishes - Available as special only)
Indicator	18-	Passive dogging indicator
Luminescence	PL-	SARGuide® Photoluminescent push rail – (not available with 85 & 87 options)
Rail Force	5CH-	5lb. Pressure Release
Strike	23-	4-7/8" (124mm) ANSI flat lip strike (908 Strike)
Tactile Warning	76-	Tactile warning - milled outside lever (not available with Studio Collection levers and the A lever)
	85-	Tactile warning - abrasive strip on push rail (not available with PL- option)
	86-	Tactile warning - abrasive coating on outside lever
	87-	Tactile warning - abrasive strip on push rail & abrasive coating on outside lever (not available with PL- option)

Electrical Options

	How to Specify	Detailed Description
Electrical Options	53-	Latchbolt monitoring switch (not available with 59-, WS- options)
	54-	Monitors ET lever movement with Internal micro switch in ET control
	55-	Request to exit - signal switch in rail (not available with 59- option)
	55-ERM-	Double touchbar monitoring
	56-	Remote latch retraction (not available 58-, 59-, AL- options)
	58-	Electric rail dogging (not available 56- & 59- options)
	59-	Electroguard® self contained delayed egress device (not available with 16-, 53-, 55-, 56-, 58-, AL-, HK- & WS- options)
	AL-	Alarmed exit (Not available 16-, 56-, 59-, WS- options)
	HK-	Electrified exit device with manual hex key dogging (also available with 56- option)
WR-	Wire harness included when electrified trim is ordered separately (supplied standard with 59-)	

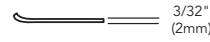
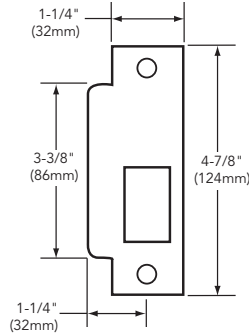
PE8900 Wide Stile Mortise Lock Exit Device

PE80 Series Exit Device

Standard Strikes

C908 Strike

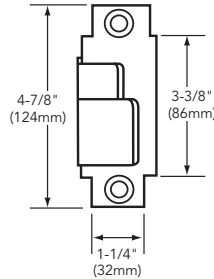
- Curved lip ANSI A-115.1
- Supplied standard
- Handed. 1-1/4" (32mm) lip standard
- Longer lips in increments of 1/4" (6mm) through 2-7/8" (73mm) available
- Black nylon coated
- See template [#MEDT50](#) for more details



Optional Strikes

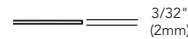
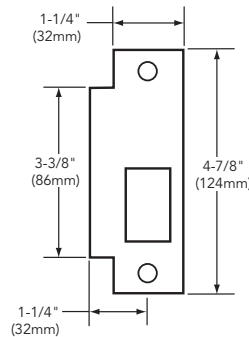
815 Open Back Strike

- ANSI A-115.14 Open Back
- Beveled 1/8" (3mm) in 2" (51mm)
- Specify hand of active door
- Black nylon coat
- See template [#MEDT49](#) for more details



908 Strike (23-)

- Flat lipped
- Handed. 1-1/4" (32mm) lip standard
- Longer lips in increments of 1/4" (6mm) through 2-7/8" (73mm) available
- Black nylon coated
- See template [#MEDT50](#) for more details



PE8700 Wide Stile Surface Vertical Rod Exit Device

PE80 Series Exit Device

SARGENT®

ASSA ABLOY



Specifications

Chassis Cover	Stainless steel, brass or bronze
Chassis	Nonferrous alloy
Door Type	Metal and wood doors
Door Configuration	Single or double doors
Door/Opening Height	Must be specified <ul style="list-style-type: none"> • 120" maximum door opening for nonfire-rated doors • 96" maximum door opening for fire rated doors
Door Thickness	<ul style="list-style-type: none"> • 1-3/4" minimum thickness. • For doors over 1-3/4" to 5" thick, specify thickness and order as 31- (see page 98 for function limitation)
Stile	<ul style="list-style-type: none"> • 4-1/2" minimum - narrow & wide trim • 3-1/2" minimum - without trim
Rails	Stainless steel, brass or bronze
Rail Size	<ul style="list-style-type: none"> • Standard - E, F, J, G (see page 73 for measurements) • Custom sizes available
Projection	2.88"
End Cap	<ul style="list-style-type: none"> • Flush end cap standard • Overlapping end cap optional - Specify OL-
Latching	<ul style="list-style-type: none"> • Panic rated devices - pullman latch • Fire rated devices: Top latch - pullman, Bottom latch - dropdown • Available as Top latch only (NB-) - see page 38
Rods	<ul style="list-style-type: none"> • 1/2" brass, bronze or stainless steel • Adjusted at center case
Device Centerline	<ul style="list-style-type: none"> • 39-5/8" for standard applications • 38" for elementary schools
Dogging Feature	<ul style="list-style-type: none"> • Hex key dogging standard on non fire-rated devices (excludes electrified exit devices) • Specify 16- for cylinder dogging (#41 cylinder supplied) • Specify LD for less dogging
Indicator	Specify 18- for passive dogging indicator
Strikes	<ul style="list-style-type: none"> • 646 Top Strike (Panic and Fire-rated) • 624 Bottom Strike; 655 Fire-rated Bottom Strike
Mounting Fasteners	<ul style="list-style-type: none"> • Wood and machine screws provided • Available with thrubolts (TB-)
Fire Ratings	See ratings and certifications table on page 7

How to Order

Options (Cylinder/Mechanical/Electrical)	Device Type	Function	Rail Size	Trim	Finish - Outside	Hand	Optional Strikes	Finish - Inside	Door Width	Opening Height	AFF
56-	PE87	10	F	WEL	15	RHR	655	32D	36	Specify	Specify

How to Order - Device Only

Options (Cylinder/Mechanical/Electrical)	Device Type	Function	Rail Size	Finish	Door Width
56-	PE87	10	F	32D	36

Copyright © 2023-2024, SARGENT Manufacturing Company. All rights reserved. Reproduction in whole or in part without the express written permission of SARGENT Manufacturing Company is prohibited. Patent pending and/or patent www.assaabloyds.com/patents.

90894 06/24

PE8700 Wide Stile Surface Vertical Rod Exit Device

PE80 Series Exit Device

SARGENT

ASSA ABLOY

Functions

Device Only

Sargent	ANSI	Description	Device Only
10	01	No outside operation (No Cylinder)	PE8710

Functions/Trim

Trim (For trim details, see page 74. For lever options, see pages 78-85)



(Narrow Stile
ET Trim)

Sargent	ANSI	Description	With Device	Trim Only*
06	09	Key unlocks trim, trim retracts latch/trim relocks when key is removed #41 cylinder supplied	PE8704 x NEx	P706 NEx
10	02	No outside operation (no cylinder); Trim is used as pull only	PE8710 x NEx	P710 NEx
13	08	Key outside unlocks/locks trim #41 cylinder supplied	PE8713 x NEx	P713 NEx
15	14	Passage only (no cylinder)	PE8715 x NEx	P715 NEx
40	02	Freewheeling trim - no outside operation (no cylinder) dummy trim	PE8740 x NEx	P740 NEx
43	08	Freewheeling trim - key outside unlocks/locks trim #41 cylinder supplied	PE8743 x NEx	P743 NEx
46	09	Freewheeling trim - key unlocks trim, trim retracts latch/ trim relocks when key is removed #41 cylinder supplied	PE8746 x NEx	P746 NEx
73*	-	Electrified lever trim - fail safe power off, unlocks lever (no cylinder)	PE8773 x NEx	P773 NEx
74*	-	Electrified lever trim - fail secure power off, locks lever (no cylinder)	PE8774 x NEx	P774 NEx

* Must specify finish



(Wide Stile
ET Trim)

Sargent	ANSI	Description	With Device	Trim Only*
06	09	Key unlocks trim, trim retracts latch/trim relocks when key is removed #41 cylinder supplied	PE8704 x WEx	P706 WEx
10	02	No outside operation (no cylinder); Trim is used as pull only	PE8710 x WEx	P710 WEx
13	08	Key outside unlocks/locks trim #41 cylinder supplied	PE8713 x WEx	P713 WEx
15	14	Passage only (no cylinder)	PE8715 x WEx	P715 WEx
40	02	Freewheeling trim - no outside operation (no cylinder) dummy trim	PE8740 x WEx	P740 WEx
43	08	Freewheeling trim - key outside unlocks/locks trim #41 cylinder supplied	PE8743 x WEx	P743 WEx
46	09	Freewheeling trim - key unlocks trim, trim retracts latch/ trim relocks when key is removed #41 cylinder supplied	PE8746 x WEx	P746 WEx
73	-	Electrified lever trim - fail safe power off, unlocks lever (no cylinder)	PE8773 x WEx	P773 WEx
74	-	Electrified lever trim - fail secure power off, locks lever (no cylinder)	PE8774 x WEx	P774 WEx

* Must specify finish

PE8700 Wide Stile Surface Vertical Rod Exit Device

PE80 Series Exit Device

Trim and Auxiliary Control (For trim details see pages 75-76)



(Auxiliary Control)



(Inside Rod Actuator)

Sargent	ANSI	Description	With Device	Trim Only*
06	12	Key unlocks trim, trim retracts latch/trim relocks when key is removed #41 cylinder supplied	PE8710 x P306	P306
13	11	Key outside unlocks/locks trim #41 cylinder supplied	PE8710 x P313	P313
73*	-	Electrified lever trim - fail safe power off, unlocks lever (no cylinder)	PE8773 x P306*	P306*
74*	-	Electrified lever trim - fail secure power off, locks lever (no cylinder)	PE8774 x P306*	P306*

*Also available with P313

*See auxiliary lock control section for more details

*Must specify finish



(862, 863, 864 Pull)

Sargent	ANSI	Description	With Device	Trim Only*
10	02	No outside operation (no cylinder)	PE8710 x 86x	86x

Pulls are not available in 14, 15, 26 or 26D

*Must specify finish

Anti-Vandal Trim (see page 77)



Anti Vandal Trim
(826)

Sargent	ANSI	Description	With Device	Trim Only*
10	02	No outside operation (no cylinder); Used as pull only	PE8710 x 821	821

PE8700 Wide Stile Surface Vertical Rod Exit Device

PE80 Series Exit Device

Trim and Auxiliary Control (For trim details see page 76)



(FLL Pull Trim)

Sargent	ANSI	Description	With Device	Trim Only*
10	02	No outside operation (no cylinder); Used as pull only	PE8710 x FLL	810-FLL
28	15	Passage only (no cylinder)	PE8728 x FLL	828-FLL
62	06	Key unlocks thumbpiece, thumbpiece retracts latch/ thumbpiece relocks when key is removed #34 cylinder supplied	PE8762 x FLL	866-FLL
63	05	Key outside unlocks/locks thumbpiece #34 cylinder supplied	PE8763 x FLL	866-FLL

*Must specify finish



(FLW Pull Trim)

Sargent	ANSI	Description	With Device	Trim Only*
10	02	No outside operation (no cylinder); Used as pull only	PE8710 x FLW	810-FLW
28	15	Passage only (no cylinder)	PE8728 x FLW	828-FLW
62	06	Key unlocks thumbpiece, thumbpiece retracts latch/ thumbpiece relocks when key is removed #34 cylinder supplied	PE8762 x FLW	866-FLW
63	05	Key outside unlocks/locks thumbpiece #34 cylinder supplied	PE8763 x FLW	866-FLW

*Must specify finish



(MAL Pull Trim)

Sargent	ANSI	Description	With Device	Trim Only*
10	02	No outside operation (no cylinder); Used as pull only	PE8710 x MAL	810-MAL
28	15	Passage only (no cylinder)	PE8728 x MAL	828-MAL
62	06	Key unlocks thumbpiece, thumbpiece retracts latch/ thumbpiece relocks when key is removed #34 cylinder supplied	PE8762 x MAL	866-MAL
63	05	Key outside unlocks/locks thumbpiece #34 cylinder supplied	PE8763 x MAL	866-MAL

*Must specify finish



(PTB Pull Trim)

Sargent	ANSI	Description	With Device	Trim Only*
10	02	No outside operation (no cylinder); Used as pull only	PE8710 x PTB	810-PTB
28	15	Passage only (no cylinder)	PE8728 x PTB	866-PTB
62	06	Key unlocks thumbpiece, thumbpiece retracts latch/ thumbpiece relocks when key is removed #34 cylinder supplied	PE8762 x PTB	866-PTB
63	05	Key outside unlocks/locks thumbpiece #34 cylinder supplied	PE8763 x PTB	866-PTB

*Must specify finish



(STS Pull Trim)

Sargent	ANSI	Description	With Device	Trim Only*
10	02	No outside operation (no cylinder); Used as pull only	PE8710 x STS	810-STS
28	15	Passage only (no cylinder)	PE8728 x STS	828-STS
62	06	Key unlocks thumbpiece, thumbpiece retracts latch/ thumbpiece relocks when key is removed #34 cylinder supplied	PE8762 x STS	866-STS
63	05	Key outside unlocks/locks thumbpiece #34 cylinder supplied	PE8763 x STS	866-STS

*Must specify finish

Notes:

- Images represent the design of the backplate. Thumbpieces and cylinders are added to select functions.
- FLW trim is not available in 32 or 32D.
- Thumbpiece trims are not available in 14, 15, 26 or 26D, except FLW is available in 14 & 15.

PE8700 Wide Stile Surface Vertical Rod Exit Device

PE80 Series Exit Device

Mechanical & Electrical Options

	How to Specify	
Certifications	12-	UL fire label exit hardware (not available with 16-, 18- & HK- options)
Cylinder	LC-	Less cylinder
Dogging	16-	Cylinder lockdown with # 41 cylinder (not available with 12-, 59-, AL-, HK- options)
	LD-	Less dogging for non fire-rated devices
Door Type	31-	Doors over 1-3/4" and/or panels (specify door thickness, panel thickness & location as required) not available for HC-PE8700, HC4-PE8700, and FM-PE8700
End Cap	OL-	Overlap end cap (device comes standard with flush end cap)
Fasteners	36-	Six lobe security head screws
	TB-	Thrubolts
Finish Protection	CPC-	Clear powder coat (available for 32 & 32D finishes)
	SG-	MicroShield® antimicrobial clear powder coat (only available with 15, 26D and 32D finishes - Available as special only)
Indicator	18-	Passive dogging indicator
Latching	14-	Dropdown bottom latchbolt (non-fire rated)
	GL-	Guarded Latch
Luminescence	PL-	SARGuide® photoluminescent push rail – (not available 85 & 87 options)
Rail Force	5CH-	5lb. Pressure Release
Tactile Warning	76-	Tactile warning - milled outside lever (not available with Studio Collection levers and the A lever)
	85-	Tactile warning - abrasive strip on push rail (not available with PL- option)
	86-	Tactile warning - abrasive coating on outside lever
	87-	Tactile warning - abrasive strip on push rail & abrasive coating on outside lever (not available with PL- option)

Electrical Options

	How to Specify	Detailed Description
Electrical Options	53-	Latchbolt monitoring switch (not available with 59- option)
	54-	Monitors ET lever movement with Internal micro switch in ET control
	55-	Request to exit - signal switch in rail (not available with 59- option)
	55-ERM-	Double touchbar monitoring
	56-	Remote latch retraction (not available 58-, 59-, AL- options)
	58-	Electric rail dogging (not available 56- & 59- options)
	59-	Electroguard® self contained delayed egress device (not available with 16-, 53-, 55-, 56-, 58-, 59-, AL-, & GL- options. 54- available upon request)
	AL-	Alarmed exit (Not available 16-, 56-, 59- options)
	HK-	Electrified exit device manual hex key dogging (also available with 56- & 58- options)
WR-	Wire harness included when electrified trim is ordered separately (supplied standard with 59-)	

PE8700 Wide Stile Surface Vertical Rod Exit Device

PE80 Series Exit Device

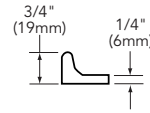
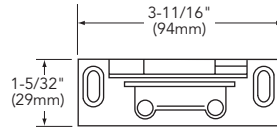
SARGENT®

ASSA ABLOY

Standard Strikes

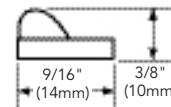
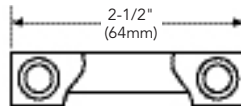
646 Top Strike

- Standard for both Panic and Fire (12-) Hardware
- Surface applied to frame
- Fire-rated
- Black nylon coated
- See template #MEDT25 for more details



624 Bottom Strike


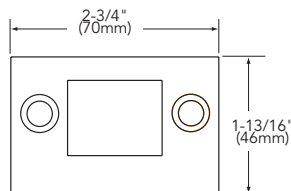
- Applied to surface of floor or to a flat threshold
- Black nylon coated
- See template #MEDT25 for more details



Optional Strikes

655 Bottom Strike

- Fire rated
- Stainless steel
- Black nylon coated
- See template #MEDT25 for more details



NB-PE8700 Wide Stile Surface Vertical Rod Exit Device

PE80 Series Exit Device

SARGENT®

ASSA ABLOY



Specifications

Chassis Cover	Stainless steel, brass or bronze
Chassis	Nonferrous alloy
Door Type	Metal and wood doors
Door Configuration	Single or double doors
Door/Opening Height	Must be specified • 120" maximum door opening
Door Thickness	• 1-3/4" minimum thickness • For doors over 1-3/4" to 5" thick, specify thickness and order as 31- (see page 98 for function limitation)
Stile	• 4-1/2" minimum - narrow & wide trim • 3-1/2" minimum - without trim
Rails	Stainless steel, brass or bronze
Rail Size	• Standard - E, F, J, G (see page 73 for measurements) • Custom sizes available
Projection	2.88"
Latching	Top latch only (NB-): pullman
End Cap	• Flush end cap standard • Overlapping end cap optional - Specify OL-
Rods	• Less Bottom Rod (NB) • 1/2" brass, bronze or stainless steel • Adjusted at center case
Device Centerline	• 39-5/8" for standard applications • 38" for elementary schools
Dogging Feature	• Hex key dogging standard on non fire-rated devices • Specify 16- for cylinder dogging (#41 cylinder supplied) • Specify LD for less dogging
Indicator	Specify 18- for passive dogging indicator
Strikes	646 Top Strike (Panic and Fire-rated)
Mounting Fasteners	• Wood and machine screws provided • Available with thrubolts (TB-)
Fire Ratings	• See ratings and certifications table on page 7 • 12-NB applications require thermal pin. Thermal pin supplied when ordered as a 12-NB device.

How to Order

Options (Cylinder/Mechanical/Electrical)	Device Type	Function	Rail Size	Trim	Finish - Outside	Hand	Finish - Inside	Door Width	Opening Height	AFF
56-	NB-PE87	10	F	WEL	15	RHR	32D	36	Specify	Specify

How to Order - Device Only

Options (Cylinder/Mechanical/Electrical)	Device Type	Function	Rail Size	Finish	Door Width
56-	NB-PE87	10	F	32D	36

Copyright © 2023-2024, SARGENT Manufacturing Company. All rights reserved. Reproduction in whole or in part without the express written permission of SARGENT Manufacturing Company is prohibited. Patent pending and/or patent www.assaabloydss.com/patents.

90894 06/24

NB- PE8700 Wide Stile Surface Vertical Rod Exit Device

PE80 Series Exit Device

Functions

Device Only

Sargent	ANSI	Description	Device Only
10	01	No outside operation (No Cylinder)	NB-PE8710

Functions/Trim

Trim (For trim details, see page 74. For lever options, see pages 78-85)



(Narrow Stile
ET Trim)

Sargent	ANSI	Description	With Device	Trim Only*
06	09	Key unlocks trim, trim retracts latch/trim relocks when key is removed #41 cylinder supplied	NB-PE8704 x NEx	P706-8 NEx
10	02	No outside operation (no cylinder); Trim used as pull only	NB-PE8710 x NEx	P710 NEx
13	08	Key outside unlocks/locks trim #41 cylinder supplied	NB-PE8713 x NEx	P713 NEx
15	14	Passage only (no cylinder)	NB-PE8715 x NEx	P715 NEx
40	02	Freewheeling trim - no outside operation (no cylinder) dummy trim	NB-PE8740 x NEx	P740 NEx
43	08	Freewheeling trim - key outside unlocks/locks trim #41 cylinder supplied	NB-PE8743 x NEx	P743 NEx
46	09	Freewheeling trim - key unlocks trim, trim retracts latch/ trim relocks when key is removed #41 cylinder supplied	NB-PE8746 x NEx	P746 NEx
73	-	Electrified lever trim - fail safe power off, unlocks lever (no cylinder)	NB-PE8773 x NEx	P773 NEx
74	-	Electrified lever trim - fail secure power off, locks lever (no cylinder)	NB-PE8774 x NEx	P774 NEx

*Must specify finish



(Wide Stile
ET Trim)

Sargent	ANSI	Description	With Device	Trim Only*
06	09	Key unlocks trim, trim retracts latch/trim relocks when key is removed #41 cylinder supplied	NB-PE8704 x WEx	P706-8 WEx
10	02	No outside operation (no cylinder); Trim used as pull only	NB-PE8710 x WEx	P710 WEx
13	08	Key outside unlocks/locks trim #41 cylinder supplied	NB-PE8713 x WEx	P713-8 WEx
15	14	Passage only (no cylinder)	NB-PE8715 x WEx	P715-8 WEx
40	02	Freewheeling trim - no outside operation (no cylinder) dummy trim	NB-PE8740 x WEx	P740 WEx
43	08	Freewheeling trim - key outside unlocks/locks trim #41 cylinder supplied	NB-PE8743 x WEx	P743-8 WEx
46	09	Freewheeling trim - key unlocks trim, trim retracts latch/ trim relocks when key is removed #41 cylinder supplied	NB-PE8746 x WEx	P746-8 WEx
73	-	Electrified lever trim - fail safe power off, unlocks lever (no cylinder)	NB-PE8773 x WEx	P773-8 WEx
74	-	Electrified lever trim - fail secure power off, locks lever (no cylinder)	NB-PE8774 x WEx	P774-8 WEx

*Must specify finish

NB- PE8700 Wide Stile Surface Vertical Rod Exit Device

PE80 Series Exit Device

SARGENT

ASSA ABLOY

Trim and Auxiliary Control (For trim details and lever options, see pages 75-76)



(Auxiliary Control)



(Inside Rod Actuator)

Sargent	ANSI	Description	With Device	Trim Only*
06	12	Key unlocks trim, trim retracts latch/trim relocks when key is removed #41 cylinder supplied	NB-PE8710 x P306	P306
13	11	Key outside unlocks/locks trim #41 cylinder supplied	NB-PE8710 x P313	P313
73*	-	Electrified lever trim - fail safe power off, unlocks lever (no cylinder)	NB-PE8773 x P306**	P306**
74*	-	Electrified lever trim - fail secure power off, locks lever (no cylinder)	NB-PE8774 x P306**	P306**

**Also available with P313

*Must specify finish



(862, 863, 864 Pull)

Sargent	ANSI	Description	With Device	Trim Only*
10	02	No outside operation (no cylinder)	NB-PE8710 x 86x	86x

Pulls are not available in 14, 15, 26 or 26D

*Must specify finish

Anti-Vandal Trim (see page 77)



Anti Vandal Trim
(821)

Sargent	ANSI	Description	With Device	Trim Only*
10	02	No outside operation (no cylinder); Used as pull only	NB-PE8710 x 821	821

Copyright © 2023-2024, SARGENT Manufacturing Company. All rights reserved. Reproduction in whole or in part without the express written permission of SARGENT Manufacturing Company is prohibited. Patent pending and/or patent www.assaabloydss.com/patents.

90894 06/24

NB- PE8700 Wide Stile Surface Vertical Rod Exit Device

PE80 Series Exit Device

Trim and Auxiliary Control (For trim details see page 76)



(FLL Pull Trim)

Sargent	ANSI	Description	With Device	Trim Only*
10	02	No outside operation (no cylinder); Used as pull only	PE8710 x FLL	810-FLL
28	15	Passage only (no cylinder)	PE8728 x FLL	828-FLL
62	06	Key unlocks thumbpiece, thumbpiece retracts latch/ thumbpiece relocks when key is removed #34 cylinder supplied	PE8762 x FLL	866-FLL
63	05	Key outside unlocks/locks thumbpiece #34 cylinder supplied	PE8763 x FLL	866-FLL

* Must specify finish



(FLW Pull Trim)

Sargent	ANSI	Description	With Device	Trim Only*
10	02	No outside operation (no cylinder); Used as pull only	PE8710 x FLW	810-FLW
28	15	Passage only (no cylinder)	PE8728 x FLW	828-FLW
62	06	Key unlocks thumbpiece, thumbpiece retracts latch/ thumbpiece relocks when key is removed #34 cylinder supplied	PE8762 x FLW	866-FLW
63	05	Key outside unlocks/locks thumbpiece #34 cylinder supplied	PE8763 x FLW	866-FLW

* Must specify finish



(MAL Pull Trim)

Sargent	ANSI	Description	With Device	Trim Only*
10	02	No outside operation (no cylinder); Used as pull only	PE8710 x MAL	810-MAL
28	15	Passage only (no cylinder)	PE8728 x MAL	828-MAL
62	06	Key unlocks thumbpiece, thumbpiece retracts latch/ thumbpiece relocks when key is removed #34 cylinder supplied	PE8762 x MAL	866-MAL
63	05	Key outside unlocks/locks thumbpiece #34 cylinder supplied	PE8763 x MAL	866-MAL

* Must specify finish



(PTB Pull Trim)

Sargent	ANSI	Description	With Device	Trim Only*
10	02	No outside operation (no cylinder); Used as pull only	PE8710 x PTB	810-PTB
28	15	Passage only (no cylinder)	PE8728 x PTB	866-PTB
62	06	Key unlocks thumbpiece, thumbpiece retracts latch/ thumbpiece relocks when key is removed #34 cylinder supplied	PE8762 x PTB	866-PTB
63	05	Key outside unlocks/locks thumbpiece #34 cylinder supplied	PE8763 x PTB	866-PTB

* Must specify finish



(STS Pull Trim)

Sargent	ANSI	Description	With Device	Trim Only*
10	02	No outside operation (no cylinder); Used as pull only	PE8710 x STS	810-STS
28	15	Passage only (no cylinder)	PE8728 x STS	828-STS
62	06	Key unlocks thumbpiece, thumbpiece retracts latch/ thumbpiece relocks when key is removed #34 cylinder supplied	PE8762 x STS	866-STS
63	05	Key outside unlocks/locks thumbpiece #34 cylinder supplied	PE8763 x STS	866-STS

* Must specify finish

Notes:

- Images represent the design of the backplate. Thumbpieces and cylinders are added to select functions.
- FLW trim is not available in 32 or 32D.
- Thumbpiece trims are not available in 14, 15, 26 or 26D, except FLW is available in 14 & 15.

NB- PE8700 Wide Stile Surface Vertical Rod Exit Device

PE80 Series Exit Device

SARGENT®

ASSA ABLOY

Mechanical & Electrical Options

	How to Specify	
Certifications	12-	UL fire label exit hardware (not available with 16- & HK- options)
Cylinder	LC-	Less cylinder
Dogging	16-	Cylinder lockdown with # 41 cylinder (not available with 12-, 59-, AL-, HK- options)
	LD-	Less dogging for non fire-rated devices
Door Type	31-	Doors over 1-3/4" and/or panels (specify door thickness, panel thickness & location as required)
End Cap	OL-	Overlap end cap
Fasteners	36-	Six lobe security head screws
	TB-	Thrubolts
Finish Protection	CPC-	Clear powder coat (available for 32 & 32D finishes)
	SG-	MicroShield® antimicrobial clear powder coat (only available with 15, 26D and 32D finishes - available as special only)
Indicator	18-	Passive dogging indicator
Latching	GL-	Guarded Latch
Luminescence	PL-	SARGuide® photoluminescent push rail (not available with 85 & 87 options)
Rail Force	5CH-	5lb. Pressure Release
Tactile Warning	76-	Tactile warning - milled outside lever (not available with Studio Collection levers and the A lever)
	85-	Tactile warning - abrasive strip on push rail (not available with PL- option)
	86-	Tactile warning - abrasive coating on outside lever
	87-	Tactile warning - abrasive strip on push rail & abrasive coating on outside lever (not available with PL- option)

Electrical Options

	How to Specify	Detailed Description
Electrical Options	53-	Latchbolt monitoring switch (not available with 59- option)
	54-	Monitors ET lever movement with Internal micro switch in ET control
	55-	Request to exit - signal switch in rail (not available with 59- option)
	55-ERM-	Double touchbar monitoring
	56-	Remote latch retraction (not available 58-, 59-, AL- Option)
	58-	Electric rail dogging (not available 56- & 59- options)
	59-	Electroguard® self contained delayed egress device (not available with 16-, 53-, 55-, 56-, 58- AL-, & HK- options. 54- is available upon request)
	AL-	Alarmed exit (Not available 16-, 56-, 59-)
	HK-	Electrified exit device with manual hex key dogging (with 12-, 56-, 58- options)
WR-	Wire harness included when electrified trim is ordered separately (supplied standard with 59-)	

Copyright © 2023-2024, SARGENT Manufacturing Company. All rights reserved. Reproduction in whole or in part without the express written permission of SARGENT Manufacturing Company is prohibited. Patent pending and/or patent www.assaabloydss.com/patents.

90894 06/24

NB- PE8700 Wide Stile Surface Vertical Rod Exit Device

PE80 Series Exit Device

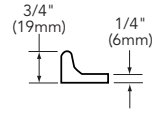
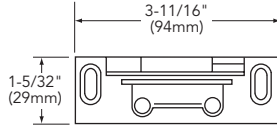
SARGENT

ASSA ABLOY

Standard Strike

646 Top Strike

- Standard for both Panic and Fire (12-) Hardware
- Surface applied to frame
- Fire-rated
- Black nylon coated
- See template [#MEDT25](#) for more details



FM-PE8700 Wide Stile Surface Vertical Rod Exit Device

PE80 Series Exit Device

SARGENT
ASSA ABLOY



Specifications

Chassis Cover	Stainless steel, brass or bronze
Chassis	Nonferrous alloy
Door Type	Ceco Door and CURRIES StormPro® Series doors
Door Configuration	Single or double doors
Door/Opening Height	Must be specified • 96" maximum door opening
Door Thickness	1-3/4" only
Stile	• 4-1/2" (114mm) minimum - narrow & wide trim • 3-1/2" (44mm) minimum - without trim
Rails	Stainless steel, brass or bronze
Rail Size	• Standard - F, J, G (see page 73 for measurements) • Custom sizes available
Projection	2.88"
Latching	Top latch: dropdown bolt Bottom latch: dropdown
End Cap	• Flush end cap standard • Overlapping end cap optional - Specify OL-
Rods	• 1/2" brass, bronze or stainless steel • Adjusted at center case
Device Centerline	• 39-5/8" standard applications
Dogging Feature	• Hex key dogging standard on non fire-rated mechanical devices • Specify LD for less dogging
Indicator	Specify 18- for passive dogging indicator
Strikes	• 659 Top Strike • 653 Bottom Strike • Optional Strike: 655 Fire-rated Bottom Strike
Mounting Fasteners	• Machine screws provided • Available with thrubolts (TB-)
Frames	Ceco Door and CURRIES StormPro® Series Door Assemblies
Hinges	• McKinney SP3386/SP3786 StormPro® Tornado Resistant Butt Hinges • McKinney MCK-HG305 Continuous Hinges • Markar HG305 Continuous Hinges
Shim Kit	• P569-1 Shim Kit furnished standard • Specify P569-2 for use with overlapping end caps (OL-)
Fire Ratings	• See ratings and certifications table on page 7
Windstorm Ratings	Tornado rated (FM-) see ratings and certifications table on page 8

How to Order

Options (Cylinder/Mechanical/Electrical)	Device Type	Function	Rail Size	Trim	Finish - Outside	Hand	Finish - Inside	Door Width	Opening Height	AFF
56-	FM-PE87	10	F	WEL	15	RHR	32D	36	Specify	Specify

How to Order - Device Only

Options (Cylinder/Mechanical/Electrical)	Device Type	Function	Rail Size	Finish	Door Width
56-	FM-PE87	10	F	32D	36

FM-PE8700 Wide Stile Surface Vertical Rod Exit Device

PE80 Series Exit Device

Functions

Device Only

Sargent	ANSI	Description	Device Only
10	01	No outside operation (No Cylinder)	FM-PE8710

Functions/Trim

Trim (For trim details, see page 74. For lever options, see pages 78-85)



(Narrow Stile
ET Trim)

Sargent	ANSI	Description	With Device	Trim Only*
06	09	Key unlocks trim, trim retracts latch/trim relocks when key is removed #41 cylinder supplied	FM-PE8704 x NEx	P706 NEx
10	02	No outside operation (no cylinder); Trim used as pull only	FM-PE8710 x NEx	P710 NEx
13	08	Key outside unlocks/locks trim; #41 cylinder supplied	FM-PE8713 x NEx	P713 NEx
40	02	Freewheeling trim - no outside operation (no cylinder) dummy trim	FM-PE8740 x NEx	P740 NEx
46	09	Freewheeling trim - key unlocks trim, trim retracts latch/ trim relocks when key is removed #41 cylinder supplied	FM-PE8746 x NEx	P746 NEx
74	-	Electrified lever trim - fail secure power off, locks lever (no cylinder)	FM-PE8774 x NEx	P774 NEx

* Must specify finish



(Wide Stile
ET Trim)

Sargent	ANSI	Description	With Device	Trim Only*
06	09	Key unlocks trim, trim retracts latch/trim relocks when key is removed #41 cylinder supplied	FM-PE8704 x WEx	P706 WEx
10	02	No outside operation (no cylinder); Trim used as pull only	FM-PE8710 x WEx	P710 WEx
13	08	Key outside unlocks/locks trim; #41 cylinder supplied	FM-PE8713 x WEx	P713 WEx
40	02	Freewheeling trim - no outside operation (no cylinder) dummy trim	FM-PE8740 x WEx	P740 WEx
46	09	Freewheeling trim - key unlocks trim, trim retracts latch/ trim relocks when key is removed #41 cylinder supplied	FM-PE8746 x WEx	P746 WEx
74	-	Electrified lever trim - fail secure power off, locks lever (no cylinder)	FM-PE8774 x WEx	P774 WEx

* Must specify finish

FM-PE8700 Wide Stile Surface Vertical Rod Exit Device

PE80 Series Exit Device

Trim and Auxiliary Control (For trim details see pages 75-76)



(Auxiliary Control)

Sargent	ANSI	Description	With Device	Trim Only*
06	12	Key unlocks trim, trim retracts latch/trim relocks when key is removed #41 cylinder supplied	FM-PE8710 x P306	P306
74*	-	Electrified lever trim - fail secure power off, locks lever (no cylinder)	FM-PE8774 x P306**	P306**

**Also available with P313

* Must specify finish



(Inside Rod Actuator)



(862, 863, 864 Pull)

Sargent	ANSI	Description	With Device	Trim Only*
10	02	No outside operation (no cylinder)	FM-PE8710 x 86x	86x

* Must specify finish

Anti-Vandal Trim (see page 77)



Anti Vandal Trim
(826)

Sargent	ANSI	Description	With Device	Trim Only*
10	02	No outside operation (no cylinder); Used as pull only	FM-PE8710 x 826	826

Note:

- Thumbpiece trims are not available in 14, 15, 26 or 26D.

FM-PE8700 Wide Stile Surface Vertical Rod Exit Device

PE80 Series Exit Device

SARGENT®

ASSA ABLOY

Mechanical & Electrical Options

	How to Specify	
Certifications	12-	UL fire label exit hardware (not available with HK- option)
Cylinder	LC-	Less cylinder
Dogging	LD-	Less dogging for non fire-rated devices
End Cap	OL-	Overlap end cap
Fasteners	36-	Six lobe security head screws
Finish Protection	CPC-	Clear powder coat only (available for 32 & 32D finishes - available as special only)
	SG-	MicroShield® antimicrobial clear powder coat (only available with 15, 26D and 32D finishes - available as special only)
Indicator	18-	Passive dogging indicator
Luminescence	PL-	SARGuide® photoluminescent push rail (not available with 85 & 87 options)
Tactile Warning	76-	Tactile warning - milled outside lever (not available with Studio Collection levers and the A lever)
	85-	Tactile warning - abrasive strip on push rail (not available with PL- option)
	86-	Tactile warning - abrasive coating on outside lever
	87-	Tactile warning - abrasive strip on push rail & abrasive coating on outside lever (not available with PL- option)

Electrical Options

	How to Specify	Detailed Description
Electrical Options	53-	Latchbolt monitoring switch
	54-	Monitors ET lever movement with Internal micro switch in ET control
	55-	Request to exit - signal switch in rail
	55-ERM-	Double touchbar monitoring
	56-	Remote latch retraction
	HK-	Electrified exit device with manual hex key dogging (also available with 56- option)
	WR-	Wire harness included when electrified trim is ordered separately

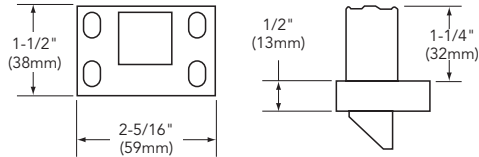
FM-PE8700 Wide Stile Surface Vertical Rod Exit Device

PE80 Series Exit Device

Standard Strikes


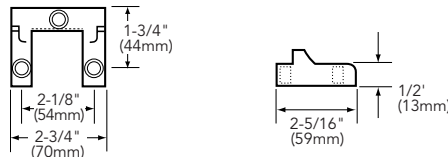
659 Top Strike

- Supplied standard
- Latch drops down from door frame
- Latchbolt nylon coated
- Stainless steel
- See template [#MEDT26](#) for more details



653 Bottom Strike


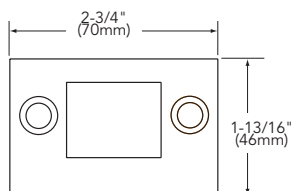
- Supplied standard
- Panic and Fire-Rated
- Black nylon coated
- See template [#MEDT26](#) for more details



Optional Strikes

655 Bottom Strike

- Fire rated
- Stainless steel
- Black nylon coated
- See template [#MEDT25](#) for more details



HC-PE8700 Wide Stile Surface Vertical Rod Exit Device

PE80 Series Exit Device

SARGENT®

ASSA ABLOY



Specifications

Chassis Cover	Stainless steel, brass or bronze
Chassis	Nonferrous alloy
Door Type	CURRIES 16 gauge, 747 flush, S edge doors
Door Configuration	Single or double doors
Door/Opening Height	Must be specified • 96" maximum door opening
Door Thickness	1-3/4" only
Stile	• 4-1/2" minimum - narrow & wide trim • 3-1/2" minimum - without trim
Rails	Stainless steel, brass or bronze
Rail Size	• Standard - E, F, J, G (see page 73 for measurements) • Custom sizes available
Projection	2.88"
Latching	Top latch - dropdown bolt; Bottom latch - dropdown
End Cap	• Flush end cap standard • Overlapping end cap optional - Specify OL-
Rods	• 1/2" brass, bronze or stainless steel • Adjusted at center case
Device Centerline	• 39-5/8" standard applications
Dogging Feature	• Hex key dogging standard on non fire-rated mechanical devices • Specify LD for less dogging • Specify 16- for cylinder lockdown
Indicator	Specify 18- for passive dogging indicator
Strikes	• 654 Top Strike • 655 Bottom Strike
Mounting Fasteners	• Machine screws provided • Available with thrubolts (TB-)
Frames	CURRIES 16 gauge KD, Pipe spacer anchors only, 12 gauge full sleeve reinforcing and existing opening anchor in head of frame
Hinges	McKinney TA2714 or T2714
Fire Ratings	See ratings and certifications table on page 7
Hurricane Ratings	Hurricane Rated (HC) see ratings and certifications table on page 8

How to Order

Options (Cylinder/Mechanical/Electrical)	Device Type	Function	Rail Size	Trim	Finish - Outside	Hand	Finish - Inside	Door Width	Opening Height	AFF
56-	HC-PE87	10	F	WEL	15	RHR	32D	36	Specify	Specify

How to Order - Device Only

Options (Cylinder/Mechanical/Electrical)	Device Type	Function	Rail Size	Finish	Door Width
56-	HC-PE87	10	F	32D	36

Experience a safer
and more open world

1-800-727-5477 • www.sargentlock.com

49

Copyright © 2023-2024, SARGENT Manufacturing Company. All rights reserved. Reproduction in whole or in part without the express written permission of SARGENT Manufacturing Company is prohibited. Patent pending and/or patent www.assaabloydss.com/patents.

90894 06/24

HC-PE8700 Wide Stile Surface Vertical Rod Exit Device

PE80 Series Exit Device

SARGENT®

ASSA ABLOY

Functions

Device Only

Sargent	ANSI	Description	Device Only
10	01	No outside operation (No Cylinder)	HC-PE8710

Functions/Trim

Trim (For trim details, see page 74. For lever options, see pages 78-85)



(Narrow Stile
ET Trim)

Sargent	ANSI	Description	With Device	Trim Only*
06	09	Key unlocks trim, trim retracts latch/trim relocks when key is removed #41 cylinder supplied	HC-PE8706 x NEx	P706 NEx
10	02	No outside operation (no cylinder); Trim used as pull only	HC-PE8710 x NEx	P710 NEx
13	08	Key outside unlocks/locks trim #41 cylinder supplied	HC-PE8713 x NEx	P713 NEx
15	14	Passage only (no cylinder)	HC-PE8715 x NEx	P715 NEx
40	02	Freewheeling trim - no outside operation (no cylinder) dummy trim	HC-PE8740 x NEx	P740 NEx
43	08	Freewheeling trim - key outside unlocks/locks trim #41 cylinder supplied	HC-PE8743 x NEx	P743 NEx
46	09	Freewheeling trim - key unlocks trim, trim retracts latch/ trim relocks when key is removed #41 cylinder supplied	HC-PE8746 x NEx	P746 NEx
73	-	Electrified lever trim - fail safe power off, unlocks lever (no cylinder)	HC-PE8773 x NEx	P773 NEx
74	-	Electrified lever trim - fail secure power off, locks lever (no cylinder)	HC-PE8774 x NEx	P774 NEx

*Must specify finish



(Wide Stile
ET Trim)

Sargent	ANSI	Description	With Device	Trim Only*
06	09	Key unlocks trim, trim retracts latch/trim relocks when key is removed #41 cylinder supplied	HC-PE8706 x WEx	P706 WEx
10	02	No outside operation (no cylinder); Trim used as pull only	HC-PE8710 x WEx	P710 WEx
13	08	Key outside unlocks/locks trim #41 cylinder supplied	HC-PE8713 x WEx	P713 WEx
15	14	Passage only (no cylinder)	HC-PE8715 x WEx	P715 WEx
40	02	Freewheeling trim - no outside operation (no cylinder) dummy trim	HC-PE8740 x WEx	P740 WEx
43	08	Freewheeling trim - key outside unlocks/locks trim #41 cylinder supplied	HC-PE8743 x WEx	P743 WEx
46	09	Freewheeling trim - key unlocks trim, trim retracts latch/ trim relocks when key is removed #41 cylinder supplied	HC-PE8746 x WEx	P746 WEx
73	-	Electrified lever trim - fail safe power off, unlocks lever (no cylinder)	HC-PE8773 x WEx	P773 WEx
74	-	Electrified lever trim - fail secure power off, locks lever (no cylinder)	HC-PE8774 x WEx	P774 WEx

*Must specify finish

Copyright © 2023-2024, SARGENT Manufacturing Company. All rights reserved. Reproduction in whole or in part without the express written permission of SARGENT Manufacturing Company is prohibited. Patent pending and/or patent www.assaabloydss.com/patents.

90894 06/24

HC-PE8700 Wide Stile Surface Vertical Rod Exit Device

PE80 Series Exit Device

SARGENT®

ASSA ABLOY

Trim and Auxiliary Control (For trim details see pages 75-76)



(Auxiliary Control)



(Inside Rod Actuator)

Sargent	ANSI	Description	With Device	Trim Only*
06	12	Key unlocks trim, trim retracts latch/trim relocks when key is removed #41 cylinder supplied	HC-PE8710 x P306	P306
13	11	Key outside unlocks/locks trim #41 cylinder supplied	HC-PE8710 x P313	P313
73*	-	Electrified lever trim - fail safe power off, unlocks lever (no cylinder)	HC-PE8773 x P306**	P306**
74*	-	Electrified lever trim - fail secure power off, locks lever (no cylinder)	HC-PE8774 x P306**	P306**

**Also available with P313

*Must specify finish



(862, 863, 864 Pull)

Sargent	ANSI	Description	With Device	Trim Only*
10	02	No outside operation (no cylinder)	HC-PE8710 x 86x	86x

Pulls are not available in 14, 15, 26 or 26D

*Must specify finish

HC-PE8700 Wide Stile Surface Vertical Rod Exit Device

PE80 Series Exit Device

Trim and Auxiliary Control (For trim details see page 76)



(FLL Pull Trim)

Sargent	ANSI	Description	With Device	Trim Only*
10	02	No outside operation (no cylinder); Used as pull only	HC-PE8710 x FLL	810-FLL

*Must specify finish



(FLW Pull Trim)

Sargent	ANSI	Description	With Device	Trim Only*
10	02	No outside operation (no cylinder); Used as pull only	HC-PE8710 x FLW	810-FLW

*Must specify finish



(MAL Pull Trim)

Sargent	ANSI	Description	With Device	Trim Only*
10	02	No outside operation (no cylinder); Used as pull only	HC-PE8710 x MAL	810-MAL

*Must specify finish



(PTB Pull Trim)

Sargent	ANSI	Description	With Device	Trim Only*
10	02	No outside operation (no cylinder); Used as pull only	HC-PE8710 x PTB	810-PTB

*Must specify finish



(STS Pull Trim)

Sargent	ANSI	Description	With Device	Trim Only*
10	02	No outside operation (no cylinder); Used as pull only	HC-PE8710 x STS	810-STS

*Must specify finish

Notes:

- FLW trim is not available in 32 or 32D.
- These trims are not available in 14, 15, 26 or 26D, except FLW is available in 14 & 15.

HC-PE8700 Wide Stile Surface Vertical Rod Exit Device

PE80 Series Exit Device

SARGENT

ASSA ABLOY

Mechanical & Electrical Options

	How to Specify	
Certifications	12-	UL fire label exit hardware (not available with 16- & HK- options)
Cylinder	LC-	Less cylinder
Dogging	16-	Cylinder lockdown with # 41 cylinder (not available with 12-, AL-, HK- options)
	LD-	Less dogging for non fire-rated devices
End Cap	OL-	Overlap end cap
Fasteners	36-	Six lobe security head screws
	TB-	Thrubolts
Finish Protection	CPC-	Clear powder coat (available for 32 & 32D finishes)
	SG-	MicroShield® antimicrobial clear powder coat (only available with 15, 26D and 32D finishes)
Indicator	18-	Passive dogging indicator
Luminescence	PL-	SARGuide® photoluminescent push rail (not available with 85 & 87 options)
Tactile Warning	76-	Tactile warning - milled outside lever (not available with Studio Collection levers and the A lever)
	85-	Tactile warning - abrasive strip on push rail (not available with PL- option)
	86-	Tactile warning - abrasive coating on outside lever
	87-	Tactile warning - abrasive strip on push rail & abrasive coating on outside lever (not available with PL- option)

Electrical Options

	How to Specify	Detailed Description
Electrical Options	54-	Monitors ET lever movement with Internal micro switch in ET control
	55-	Request to exit - signal switch in rail
	55-ERM-	Double touchbar monitoring
	56-	Remote latch retraction (not available 58-, AL-, options)
	58-	Electric rail dogging (not available 56- option)
	HK-	Electrified exit device with manual hex key dogging (with 12-, 56-, 58- options)
	WR-	Wire harness included when electrified trim is ordered separately

HC-PE8700 Wide Stile Surface Vertical Rod Exit Device

PE80 Series Exit Device

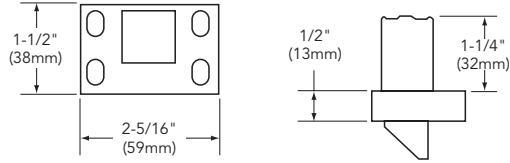
SARGENT®

ASSA ABLOY

Standard Strikes


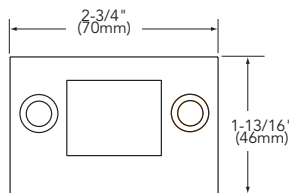
654 Top Strike

- Supplied standard
- Top bolt in frame
- Large mounting screws
- See template [#MEDT26](#) for more details



655 Bottom Strike

- Fire rated
- Stainless steel
- Black nylon coated
- See template [#MEDT26](#) for more details



HC4-PE8700 Wide Stile Surface Vertical Rod Exit Device

PE80 Series Exit Device

SARGENT
ASSA ABLOY



Specifications

Chassis Cover	Stainless steel, brass or bronze
Chassis	Nonferrous alloy
Door Type	Metal
Door Configuration	Single or double doors Note: Approved single openings cannot be used as a pair, but a door in a pair can be used as a single opening.
Door/Opening Height	Must be specified • 96" maximum for non-fire rated & fire rated
Door Thickness	1-3/4" only
Stile	• 4-1/2" minimum - narrow & wide trim • 3-1/2" minimum - without trim
Rails	Stainless steel, brass or bronze
Rail Size	• Standard - E, F, J, G (see page 73 for measurements) • Custom sizes available
Projection	2.88"
Latching	Top latch - dropdown bolt; Bottom latch - dropdown
End Cap	• Flush end cap standard • Overlapping end cap optional - Specify OL-
Rods	• 1/2" brass, bronze or stainless steel • Adjusted at center case
Device Centerline	• 39-5/8" standard applications
Dogging Feature	• Hex key dogging standard on non fire-rated mechanical devices • Specify LD for less dogging
Indicator	Specify 18- for passive dogging indicator
Strikes	• 659 Top Strike • 655 Bottom Strike
Mounting Fasteners	• Machine screws provided • Available with thrubolts (TB-)
Frames	CURRIES 16 gauge KD, Pipe spacer anchors only, 12 gauge full sleeve reinforcing and existing opening anchor in head of frame
Hinges	McKinney TA2714 or T2714
Fire Ratings	See ratings and certifications table on page 7
Hurricane Ratings	Hurricane Rated (HC4) see ratings and certifications table on page 8

How to Order

Options (Cylinder/Mechanical/Electrical)	Device Type	Function	Rail Size	Trim	Finish - Outside	Hand	Finish - Inside	Door Width	Opening Height	AFF
56-	HC4-PE87	10	F	WEL	15	RHR	32D	36	Specify	Specify

How to Order - Device Only

Options (Cylinder/Mechanical/Electrical)	Device Type	Function	Rail Size	Finish	Door Width
56-	HC4-PE87	10	F	32D	36

Experience a safer
and more open world

1-800-727-5477 • www.sargentlock.com

55

HC4-PE8700 Wide Stile Surface Vertical Rod Exit Device

PE80 Series Exit Device

Functions

Device Only

Sargent	ANSI	Description	Device Only
10	01	No outside operation (No Cylinder)	HC4-PE8710

Functions/Trim

Trim (For trim details, see page 74. For lever options, see pages 78-85)



(Narrow Stile
ET Trim)

Sargent	ANSI	Description	With Device	Trim Only*
06	09	Key unlocks trim, trim retracts latch/trim relocks when key is removed #41 cylinder supplied	HC4-PE8706 x NEx	P706 NEx
10	02	No outside operation (no cylinder); Trim used as pull only	HC4-PE8710 x NEx	P710 NEx
13	08	Key outside unlocks/locks trim #41 cylinder supplied	HC4-PE8713 x NEx	P713 NEx
15	14	Passage only (no cylinder)	HC4-PE8715 x NEx	P715 NEx
40	02	Freewheeling trim - no outside operation (no cylinder) dummy trim	HC4-PE8740 x NEx	P740 NEx
43	08	Freewheeling trim - key outside unlocks/locks trim #41 cylinder supplied	HC4-PE8743 x NEx	P743 NEx
46	09	Freewheeling trim - key unlocks trim, trim retracts latch/ trim relocks when key is removed #41 cylinder supplied	HC4-PE8746 x NEx	P746 NEx
73		Electrified lever trim - fail safe power off, unlocks lever (no cylinder)	HC4-PE8773 x NEx	P773 NEx
74		Electrified lever trim - fail secure power off, locks lever (no cylinder)	HC4-PE8774 x NEx	P774 NEx

*Must specify finish



(Wide Stile
ET Trim)

Sargent	ANSI	Description	With Device	Trim Only*
06	09	Key unlocks trim, trim retracts latch/trim relocks when key is removed #41 cylinder supplied	HC4-PE8706 x WEx	P706 WEx
10	02	No outside operation (no cylinder); Trim used as pull only	HC4-PE8710 x WEx	P710 WEx
13	08	Key outside unlocks/locks trim #41 cylinder supplied	HC4-PE8713 x WEx	P713 WEx
15	14	Passage only (no cylinder)	HC4-PE8715 x WEx	P715 WEx
40	02	Freewheeling trim - no outside operation (no cylinder) dummy trim	HC4-PE8740 x WEx	P740 WEx
43	08	Freewheeling trim - key outside unlocks/locks trim #41 cylinder supplied	HC4-PE8743 x WEx	P743 WEx
46	09	Freewheeling trim - key unlocks trim, trim retracts latch/ trim relocks when key is removed #41 cylinder supplied	HC4-PE8746 x WEx	P746 WEx
73		Electrified lever trim - fail safe power off, unlocks lever (no cylinder)	HC4-PE8773 x WEx	P773 WEx
74		Electrified lever trim - fail secure power off, locks lever (no cylinder)	HC4-PE8774 x WEx	P774 WEx

*Must specify finish

HC4-PE8700 Wide Stile Surface Vertical Rod Exit Device

PE80 Series Exit Device

SARGENT

ASSA ABLOY

Trim and Auxiliary Control (For trim details see pages 75-76)



(Auxiliary Control)



(Inside Rod Actuator)

Sargent	ANSI	Description	With Device	Trim Only*
06	12	Key unlocks trim, trim retracts latch/trim relocks when key is removed #41 cylinder supplied	HC4-PE8710 x P306	P306
13	11	Key outside unlocks/locks trim #41 cylinder supplied	HC4-PE8710 x P313	P313
73*	-	Electrified lever trim - fail safe power off, unlocks lever (no cylinder)	HC4-PE8773 x P306**	P306**
74*	-	Electrified lever trim - fail secure power off, locks lever (no cylinder)	HC4-PE8774 x P306**	P306**

**Also available with P313

*Must specify finish



(862, 863, 864 Pull)

Sargent	ANSI	Description	With Device	Trim Only*
10	02	No outside operation (no cylinder)	HC4-PE8710 x 86x	86x

Pulls are not available in 14, 15, 26 or 26D

*Must specify finish

HC4-PE8700 Wide Stile Surface Vertical Rod Exit Device

PE80 Series Exit Device

SARGENT

ASSA ABLOY

Trim and Auxiliary Control (For trim details see page 76)



(FLL Pull Trim)

Sargent	ANSI	Description	With Device	Trim Only*
10	02	No outside operation (no cylinder); Used as pull only	HC4-PE8710 x FLL	810-FLL

*Must specify finish



(FLW Pull Trim)

Sargent	ANSI	Description	With Device	Trim Only*
10	02	No outside operation (no cylinder); Used as pull only	HC4-PE8710 x FLW	810-FLW

*Must specify finish



(MAL Pull Trim)

Sargent	ANSI	Description	With Device	Trim Only*
10	02	No outside operation (no cylinder); Used as pull only	HC4-PE8710 x MAL	810-MAL

*Must specify finish



(PTB Pull Trim)

Sargent	ANSI	Description	With Device	Trim Only*
10	02	No outside operation (no cylinder); Used as pull only	HC4-PE8710 x PTB	810-PTB

*Must specify finish



(STS Pull Trim)

Sargent	ANSI	Description	With Device	Trim Only*
10	02	No outside operation (no cylinder); Used as pull only	HC4-PE8710 x STS	810-STS

*Must specify finish

Notes:

- These trims are not available in 14, 15, 26 or 26D, except FLW is available in 14 & 15.
- FLW trim is not available in 32 or 32D.

Copyright © 2023-2024, SARGENT Manufacturing Company. All rights reserved. Reproduction in whole or in part without the express written permission of SARGENT Manufacturing Company is prohibited. Patent pending and/or patent www.assaabloydss.com/patents.

06/24 90894

HC4-PE8700 Wide Stile Surface Vertical Rod Exit Device

PE80 Series Exit Device

SARGENT®

ASSA ABLOY

Mechanical & Electrical Options

	How to Specify	
Certifications	12-	UL fire label exit hardware (not available with 16- & HK- options)
Cylinder	LC-	Less cylinder
Dogging	16-	Cylinder lockdown with # 41 cylinder (not available with 12-, 59-, AL-, HK- options)
	LD-	Less dogging for non fire-rated devices
End Cap	OL-	Overlap end cap
Fasteners	36-	Six lobe security head screws
	TB-	Thrubolts
Finish Protection	CPC-	Clear powder coat (available for 32 & 32D finishes)
	SG-	MicroShield® antimicrobial clear powder coat (only available with 15, 26D and 32D finishes)
Indicator	18-	Passive dogging indicator
Luminescence	PL-	SARGuide® photoluminescent push rail (not available with 85 & 87 options)
Tactile Warning	76-	Tactile warning - milled outside lever (not available with Studio Collection levers and the A lever)
	85-	Tactile warning - abrasive strip on push rail (not available with PL- option)
	86-	Tactile warning - abrasive coating on outside lever
	87-	Tactile warning - abrasive strip on push rail & abrasive coating on outside lever (not available with PL- option)

Electrical Options

	How to Specify	Detailed Description
Electrical Options	54-	Monitors ET lever movement with Internal micro switch in ET control
	55-	Request to exit - signal switch in rail
	55-ERM-	Double touchbar monitoring
	56-	Remote latch retraction (not available 58- option)
	58-	Electric rail dogging (not available with 56- option)
	HK-	Electrified exit device with manual hex key dogging (with 12-, 56-, 58- options)
	WR-	Wire harness included when electrified trim is ordered separately (supplied standard with 59-)

HC4-PE8700 Wide Stile Surface Vertical Rod Exit Device

PE80 Series Exit Device

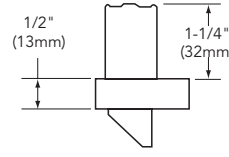
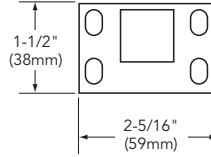
SARGENT[®]

ASSA ABLOY

Standard Strikes


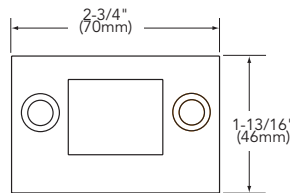
659 Top Strike

- Supplied standard
- Latch drops down from door frame
- Latchbolt nylon coated
- Stainless steel
- See template [#MEDT26](#) for more details



655 Bottom Strike

- Fire rated
- Stainless steel
- Black nylon coated
- See template [#MEDT26](#) for more details



PE8400 Narrow Stile Concealed Vertical Rod Exit Device

PE80 Series Exit Device

SARGENT

ASSA ABLOY



MD-PE8400 shown

Specifications

Chassis Cover	Stainless steel, brass or bronze
Chassis	Nonferrous alloy
Door Type**	Must be specified Aluminum or Metal
Door Configuration	Single or double doors
Door/Opening Height	Must be specified • 120" maximum door opening non-fire rated
Door Thickness	1-3/4" to 2-1/4" thick
Cladding	• Available for 1/4" on 1/2" panels. Specify 31- and panel thickness on order. • Only available on 1-3/4" door thickness. Must be noted separately from door thickness on order string.
Stile	• Narrow Stile Trim - 1-3/4" minimum • Wide Stile Trim - 3" minimum
Rails	Stainless steel, brass or bronze
Rail Size	• Standard - E, F, J, G (see page 73 for measurements) • Custom sizes available
Projection	2.88"
Latching	• Top latch - stainless bolt; Bottom latch - stainless steel dropdown • Available as Top latch only (NB-)
End Cap	• Flush end cap standard • Overlapping end cap optional - Specify OL-
Device Centerline	• 39-5/8" for standard applications • 38" for elementary schools
Dogging Feature	• Hex key dogging standard on non fire-rated devices • Specify 16- for cylinder dogging (#41 cylinder supplied) • Specify LD for less dogging
Indicator	Specify 18- for passive dogging indicator
Rods	Adjusted at center case
Strike	• 640 Top & Bottom Strike - standard for aluminum doors (AD-) • 652 Top & Bottom Strike - standard for metal doors (MD-) • 639 Top Strike - standard for aluminum doors, less bottom rod (NB-AD-) • 650 Top Strike - standard for metal doors, less bottom rod (NB-MD-) • 606 Bottom Strike- optional for aluminum doors (AD-)
Mounting Fasteners	Machine screws provided
Fire Ratings	• See ratings and certification table on page 7 • 12-NB applications require thermal pin. Thermal pin supplied when ordered as a 12-NB device

How to Order

Options (Cylinder/Mechanical/Electrical)	Door Type	Device Type	Function	Rail Size	Trim	Finish - Outside	Hand	Optional Strikes	Finish - Inside	Door Width	Opening Height	AFF
56-	AD	PE84	10	F	NEL	15	RHR	639	32D	36	Specify	Specify

How to Order - Device Only

Options (Cylinder/Mechanical/Electrical)	Door Type	Device Type	Function	Rail Size	Finish	Door Width
56-	AD	PE84	10	F	32D	36

Experience a safer
and more open world

1-800-727-5477 • www.sargentlock.com

61

Copyright © 2023-2024, SARGENT Manufacturing Company. All rights reserved. Reproduction in whole or in part without the express written permission of SARGENT Manufacturing Company is prohibited. Patent pending and/or patent www.assaabloydss.com/patents.

90894 06/24

PE8400 Narrow Stile Concealed Vertical Rod Exit Device

PE80 Series Exit Device

Functions

Device Only

Sargent	ANSI	Description	Device Only
10	01	No outside operation (No Cylinder)	PE8410

Functions/Trim

Trim (For trim details, see page 74. For lever options, see pages 78-85)



(Narrow Stile
ET Trim)

Sargent	ANSI	Description	With Device	Trim Only*
06	09	Key unlocks Trim, Trim retracts latch/Trim relocks when key is removed #41 Cylinder Supplied	PE8406 x NEx	P706-4 NEx
10	02	No outside operation (No Cylinder)* Trim is used as Pull Only	PE8410 x NEx	P710-4 NEx
13	08	Key Outside Unlocks/locks Trim #41 Cylinder Supplied	PE8413 x NEx	P713-4 NEx
15	14	Passage Only (No cylinder)	PE8415 x NEx	P715-4 NEx
40	02	Freewheeling Trim - No outside operation (No Cylinder)* Dummy Trim	PE8440 x NEx	P740-4 NEx
43	08	Freewheeling Trim - Key Outside Unlocks/locks Trim #41 Cylinder Supplied	PE8443 x NEx	P743-4 NEx
46	09	Freewheeling Trim - Key unlocks Trim, Trim retracts latch/Trim relocks when key is removed #41 Cylinder Supplied	PE8446 x NEx	P746-4 NEx
73		Electrified lever Trim - Fail Safe Power Off, Unlocks Lever (No Cylinder)	PE8473 x NEx	P773-4 NEx
74		Electrified lever Trim - Fail Secure Power Off, Locks Lever (No Cylinder)	PE8474 x NEx	P774-4 NEx

*Must specify finish



(Wide Stile
ET Trim)

Sargent	ANSI	Description	With Device	Trim Only*
06	09	Key unlocks Trim, Trim retracts latch/Trim relocks when key is removed #41 Cylinder Supplied	PE8406 x NEx	P706-4 NEx
10	02	No outside operation (No Cylinder)* Trim is used as Pull Only	PE8410 x NEx	P710-4 NEx
13	08	Key Outside Unlocks/locks Trim #41 Cylinder Supplied	PE8413 x NEx	P713-4 NEx
15	14	Passage Only (No cylinder)	PE8415 x NEx	P715-4 NEx
40	02	Freewheeling Trim - No outside operation (No Cylinder)* Dummy Trim	PE8440 x NEx	P740-4 NEx
43	08	Freewheeling Trim - Key Outside Unlocks/locks Trim #41 Cylinder Supplied	PE8443 x NEx	P743-4 NEx
46	09	Freewheeling Trim - Key unlocks Trim, Trim retracts latch/Trim relocks when key is removed #41 Cylinder Supplied	PE8446 x NEx	P746-4 NEx
73		Electrified lever Trim - Fail Safe Power Off, Unlocks Lever (No Cylinder)	PE8473 x NEx	P773-4 NEx
74		Electrified lever Trim - Fail Secure Power Off, Locks Lever (No Cylinder)	PE8474 x NEx	P774-4 NEx

*Must specify finish

PE8400 Narrow Stile Concealed Vertical Rod Exit Device

PE80 Series Exit Device

Trim and Auxiliary Control (For trim details see pages 75-76)



(Auxiliary Control)

Sargent	ANSI	Description	With Device	Trim Only*
6	12	Key unlocks turn; turn retracts latch/turn relocks when key is removed #41 cylinder supplied	PE8410 x P106	P106
13	11	Key outside unlocks/locks turn 86x pull #41 cylinder supplied	PE8410 x P113	P113
73	-	Electrified lever trim - fail safe power off, unlocks lever (no cylinder)	PE8473 x P106**	P106**
74	-	Electrified lever trim - fail secure power off, locks lever (no cylinder)	PE8474 x P106**	P106**

**Also available with P113

*Must specify finish



(862, 863, 864 Pull)

Sargent	ANSI	Description	With Device	Trim Only*
10	02	No outside operation (no cylinder); Used as pull only	PE8410 x 86x	86x

Pulls are not available in 14, 15, 26 or 26D

*Must specify finish

PE8400 Narrow Stile Concealed Vertical Rod Exit Device

PE80 Series Exit Device

Mechanical Options

	How to Specify	Descriptions
Certifications	12-	UL fire label exit hardware (not available with 16-, 18- & HK- options)
Cylinder	LC-	Less cylinder
Dogging	16-	Cylinder lockdown with # 41 cylinder (not available with 12-, 59-, AL-, HK- options)
	LD-	Less dogging for non fire-rated devices
Door Type**	31-	Doors over 1-3/4" and/or panels (specify door thickness, panel thickness & location as required)
	AD-	Aluminum door
	MD-	Metal door
End Cap	OL-	Overlap end cap
Fasteners	36-	Six lobe security head screws
Finish Protection	CPC-	Clear powder coat (available for 32 & 32D finishes)
	SG-	MicroShield® antimicrobial clear powder coat (only available with 15, 26D and 32D finishes)
Indicator	18-	Passive dogging indicator
Latching	NB-	Less bottom rod
Luminescence	PL-	SARGuide® photoluminescent push rail (not available with 85 & 87 options)
Rail Force	5CH-	5lb. Pressure Release
Tactile Warning	76-	Tactile warning - milled outside lever (not available with Studio Collection levers and the A lever)
	85-	Tactile warning - abrasive strip on push rail (not available with PL- option)
	86-	Tactile warning - abrasive coating on outside lever
	87-	Tactile warning - abrasive strip on push rail & abrasive coating on outside lever (not available with PL-)

**Must specify door type

Electrical Options

	How to Specify	Descriptions
Electrical Options	53-	Latchbolt monitoring switch (not available with 59- option)
	54-	Monitors ET lever movement with Internal micro switch in ET control
	55-	Request to exit - signal switch in rail (not available with 59- option)
	55-ERM-	Double touchbar monitoring
	56-	Remote latch retraction (not available 58-, 59- & AL- options)
	58-	Electric rail dogging (not available 56- & 59- options)
	59-	Electroguard® self contained delayed egress device (not available with 16-, 53-, 55-, 56-, 58- & AL- options)
	AL-	Alarmed exit (not available 16-, 56-, 59- options)
	HK-	Electrified exit device with manual hex key dogging (also available with 56-, 58- options)
	WR-	Wire harness included when electrified trim is ordered separately (supplied standard with 59-)

PE8400 Narrow Stile Concealed Vertical Rod Exit Device

PE80 Series Exit Device


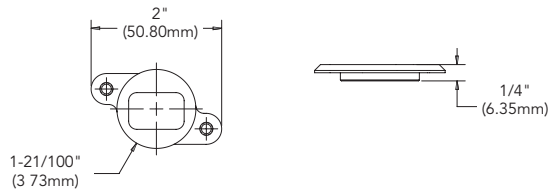
SARGENT[®]

ASSA ABLOY

Standard Strikes


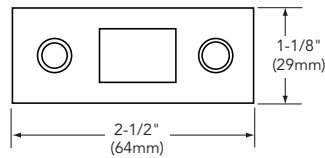
640 Top & Bottom Strike

- Includes one top strike and one bottom strike
- Stainless steel
- Supplied standard for aluminum doors
- Available as an option for metal doors
- Black Nylon Coating
- Machine Screws Supplied
- See template [#MEDT6](#) for more details



652 Top & Bottom Strike

- Includes one top strike and one bottom strike
- Supplied standard for metal doors
- Stainless steel nylon coated
- See template [#MEDT9](#) for more details



PE8400 Narrow Stile Concealed Vertical Rod Exit Device

PE80 Series Exit Device

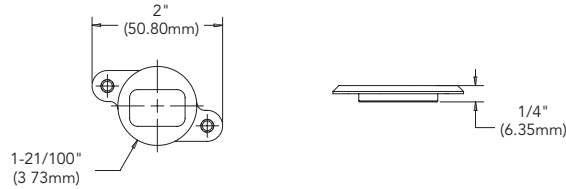
SARGENT[®]

ASSA ABLOY

Optional Strikes

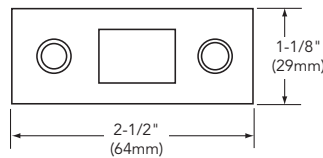
639 Top Strike

- Supplied standard for aluminum doors, less bottom rod
- Stainless steel
- Black Nylon Coating
- Machine Screws Supplied
- See template [#MEDT6](#) for more details




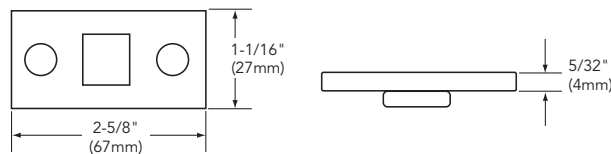
650 Top Strike

- Supplied standard for metal doors, less bottom rod
- Stainless steel nylon coated
- See template [#MEDT9](#) for more details



606 Bottom Strike

- Supplied standard for metal doors
- Available as an option for aluminum doors
- Furnished with expansion shields
- Mortised into floor
- Stainless steel
- See template [#MEDT9](#) for more details



PE8600 Wide Stile Concealed Vertical Rod Exit Device

PE80 Series Exit Device

SARGENT

ASSA ABLOY



MD-PE8600 shown

Specifications

Chassis Cover	Stainless steel, brass or bronze
Chassis	Nonferrous alloy
Door Type	Must be specified - Aluminum, metal or wood doors
Door Configuration	Single or double doors
Door/Opening Height	Must be specified - • 96" maximum door height for HC options • 120" maximum door opening
Door Thickness	1-3/4" to 2-1/4" thick
Cladding	• Available for 1/4" or 1/2" panels. Specify 31- and panel thickness on order. • Only available on 1-3/4" door thickness. Must be noted separately from door thickness on order string.
Stile	• 4-1/2" minimum - narrow & wide trim • 3-1/2" minimum - without trim
Rails	Stainless steel, brass or bronze
Rail Size	• Standard - E, F, J, G (see page 73 for measurements) • Custom sizes available
Projection	2.88"
Latching	• Top latch - stainless steel bolt; Bottom latch - stainless steel • Available as Top latch only (NB-)
End Cap	• Flush end cap standard • Overlapping end cap optional - Specify OL-
Device Centerline	• 39-5/8" for standard applications • 38" for elementary schools
Dogging Feature	• Hex key dogging standard on non fire-rated devices • Specify 16- for cylinder dogging (#41 cylinder supplied) • Specify LD for less dogging
Indicator	Specify 18- for passive dogging indicator
Rods	Adjusted at center case
Strikes	• 640 Top & Bottom Strike - standard for aluminum doors (AD-) • 652 Top & Bottom Strike - standard for metal and wood doors (MD-, WD-) • 639 Top Strike - standard for aluminum doors, less bottom rod (NB-AD-) • 650 Top Strike - standard for metal and wood doors, less bottom rod (NB-MD-; NB-WD-) • 606 Bottom Strike- optional for aluminum doors (AD-)
Mounting Fasteners	Supplied standard with wood and metal screws
Fire Ratings	• See Ratings and Certifications Table • 12-NB applications require thermal pin. Thermal pin supplied when ordered as a 12-NB device
Hurricane Ratings	See hurricane/windstorm ratings and certifications table on page 8

How to Order

Options (Cylinder/Mechanical/Electrical)	Door Type	Device Type	Function	Rail Size	Trim	Finish - Outside	Hand	Optional Strikes	Finish - Inside	Door Width	Opening Height	AFF
56-	AD	PE86	10	F	WEL	15	RHR	606	32D	36	Specify	Specify

How to Order - Device Only

Options (Cylinder/Mechanical/Electrical)	Door Type	Device Type	Function	Rail Size	Finish	Door Width
56-	AD	PE86	10	F	32D	36

Experience a safer
and more open world

1-800-727-5477 • www.sargentlock.com

67

PE8600 Wide Stile Concealed Vertical Rod Exit Device

PE80 Series Exit Device

SARGENT[®]

ASSA ABLOY

Functions

Device Only

Sargent	ANSI	Description	Device Only
10	01	No outside operation (No Cylinder)	PE8610

Functions/Trim

Trim (For trim details, see page 74. For lever options, see pages 78-85)



(Narrow Stile
ET Trim)

Sargent	ANSI	Description	With Device	Trim Only*
06	09	Key unlocks Trim, Trim retracts latch/Trim relocks when key is removed #41 Cylinder Supplied	PE8606 x NEx	P706-4 NEx
10	02	No outside operation (No Cylinder)* Trim is used as Pull Only	PE8610 x NEx	P710-4 NEx
13	08	Key Outside Unlocks/locks Trim #41 Cylinder Supplied	PE8613 x NEx	P713-4 NEx
15	14	Passage Only (No cylinder)	PE8615 x NEx	P715-4 NEx
40	02	Freewheeling Trim - No outside operation (No Cylinder)* Dummy Trim	PE8640 x NEx	P740-4 NEx
43	08	Freewheeling Trim - Key Outside Unlocks/locks Trim #41 Cylinder Supplied	PE8643 x NEx	P743-4 NEx
46	09	Freewheeling Trim - Key unlocks Trim, Trim retracts latch/Trim relocks when key is removed #41 Cylinder Supplied	PE8646 x NEx	P746-4 NEx
73		Electrified Lever Trim - Fail Safe Power Off, Unlocks Lever (No Cylinder)	PE8673 x NEx	P773-4 NEx
74		Electrified Lever Trim - Fail Secure Power Off, Locks Lever (No Cylinder)	PE8674 x NEx	P774-4 NEx

*Must specify finish



(Wide Stile
ET Trim)

Sargent	ANSI	Description	With Device	Trim Only*
06	09	Key unlocks Trim, Trim retracts latch/Trim relocks when key is removed #41 Cylinder Supplied	PE8606 x WEx	P706-4 WEx
10	02	No outside operation (No Cylinder)* Trim is used as Pull Only	PE8610 x WEx	P710-4 WEx
13	08	Key Outside Unlocks/locks Trim #41 Cylinder Supplied	PE8613 x WEx	P713-4 WEx
15	14	Passage Only (No cylinder)	PE8615 x WEx	P715-4 WEx
40	02	Freewheeling Trim - No outside operation (No Cylinder)* Dummy Trim	PE8640 x WEx	P740-4 WEx
43	08	Freewheeling Trim - Key Outside Unlocks/locks Trim #41 Cylinder Supplied	PE8643 x WEx	P743-4 WEx
46	09	Freewheeling Trim - Key unlocks Trim, Trim retracts latch/Trim relocks when key is removed #41 Cylinder Supplied	PE8646 x WEx	P746-4 WEx
73		Electrified Lever Trim - Fail Safe Power Off, Unlocks Lever (No Cylinder)	PE8673 x WEx	P773-4 WEx
74		Electrified Lever Trim - Fail Secure Power Off, Locks Lever (No Cylinder)	PE8674 x WEx	P774-4 WEx

*Must specify finish

Copyright © 2023-2024, SARGENT Manufacturing Company. All rights reserved. Reproduction in whole or in part without the express written permission of SARGENT Manufacturing Company is prohibited. Patent pending and/or patent www.assaabloydss.com/patents.

90894 06/24

PE8600 Wide Stile Concealed Vertical Rod Exit Device

PE80 Series Exit Device

SARGENT

ASSA ABLOY

Trim and Auxiliary Control (For trim details see pages 75-76)



(Auxiliary Control)

Sargent	ANSI	Description	With Device	Trim Only*
6	12	Key unlocks turn; turn retracts latch/turn relocks when key is removed #41 cylinder supplied	PE8610 x P106	P106
13	11	Key outside unlocks/locks turn 86x pull #41 cylinder supplied	PE8610 x P113	P113
73	-	Electrified Lever trim - fail safe power off, unlocks lever (no cylinder)	PE8673 x P106**	P106**
74	-	Electrified Lever trim - fail secure power off, locks lever (no cylinder)	PE8674 x P106**	P106**

**Also available with P113

*Must specify finish



(862, 863, 864 Pull)

Sargent	ANSI	Description	With Device	Trim Only*
10	02	No outside operation (no cylinder); Used as pull only	PE8610 x 86x	86x

Pulls are not available in 14, 15, 26 or 26D

*Must specify finish

Anti-Vandal Trim (see page 77)



Anti Vandal Trim
(821)

Sargent	ANSI	Description	With Device	Trim Only*
10	02	No outside operation (no cylinder); Used as pull only	PE8610 x 821	821

PE8600 Wide Stile Concealed Vertical Rod Exit Device

PE80 Series Exit Device

SARGENT

ASSA ABLOY

Mechanical Options

	How to Specify	Descriptions
Certifications	12-	UL fire label exit hardware - metal doors only (not available with 16-, 18- & HK- options)
	HC	Hurricane rated (available on metal doors only)
Cylinder	LC-	Less cylinder
Dogging	16-	Cylinder lockdown with # 41 cylinder (not available with 12-, 59-, AL- & HK- options)
	LD-	Less dogging for non fire-rated devices
Door Type***	31-	Doors over 1-3/4" and/or panels (specify door thickness, panel thickness & location as required)
	AD-	Aluminum door
	MD-	Metal door
	WD-	Wood door
End Cap	OL-	Overlap end cap
Fasteners	36-	Six lobe security head screws
Finish Protection	CPC-	Clear powder coat (available for 32 & 32D finishes)
	SG-	MicroShield® antimicrobial clear powder coat (only available with 15, 26D and 32D finishes)
Indicator	18-	Passive dogging indicator
Latching	NB-	Less bottom rod
Luminescence	PL-	SARGuide® photoluminescent push rail (not available with 85 & 87 options)
Rail Force	5CH-	5lb. pressure release
Tactile Warning	76-	Tactile warning - milled outside lever (not available with Studio Collection levers and the A lever)
	85-	Tactile warning - abrasive strip on push rail (not available with PL- option)
	86-	Tactile warning - abrasive coating on outside lever
	87-	Tactile warning - abrasive strip on push rail & abrasive coating on outside lever (not available with PL- option)

***Must specify door type

Electrical Options

	How to Specify	Detailed Description
Electrical Options	53-	Latchbolt monitoring switch (not available with 59- option)
	54-	Monitors ET lever movement with Internal micro switch in ET control
	55-	Request to exit - signal switch in rail (not available with 59-)
	55-ERM-	Double touchbar monitoring
	56-	Remote latch retraction (not available 58-, 59-, AL- options)
	58-	Electric rail dogging (not available 56- & 59- options)
	59-	Electroguard® self contained delayed egress device (not available with 16-, 53-, 55-, 56-, 58-, & AL- options)
	AL-	Alarmed exit (Not available 16-, 56-, & 59- options)
	HK-	Electrified exit device with manual hex key dogging (available with 56-, 58- options)
	WR-	Wire harness included when electrified trim is ordered separately (supplied standard with 59-)

Copyright © 2023-2024, SARGENT Manufacturing Company. All rights reserved. Reproduction in whole or in part without the express written permission of SARGENT Manufacturing Company is prohibited. Patent pending and/or patent www.assaabloyds.com/patents.

90894 06/24

PE8600 Wide Stile Concealed Vertical Rod Exit Device

PE80 Series Exit Device



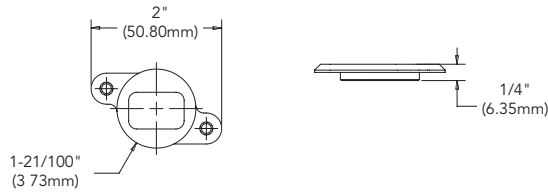
SARGENT

ASSA ABLOY

Standard Strikes

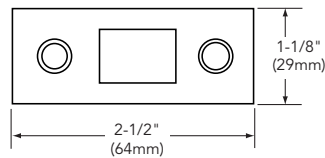
640 Top & Bottom Strike

- Includes one top strike and one bottom strike
- Available as an option for metal and wood doors
- Stainless steel
- Supplied standard for aluminum doors
- Black Nylon Coating
- Machine Screws Supplied
- See template [#MEDT6](#) for more details



652 Top & Bottom Strike

- Includes one top strike and one bottom strike
- Supplied standard for metal and wood doors
- Stainless steel nylon coated
- See template [#MEDT9](#) for more details



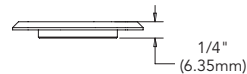
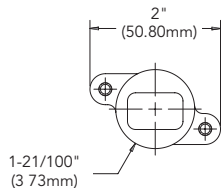
PE8600 Wide Stile Concealed Vertical Rod Exit Device

PE80 Series Exit Device

Optional Strikes

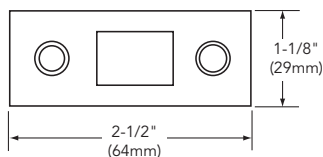
639 Top Strike

- Supplied standard for aluminum doors, less bottom rod
- Stainless steel
- Black Nylon Coating
- Machine Screws Supplied
- See template [#MEDT6](#) for more details




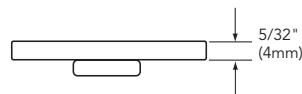
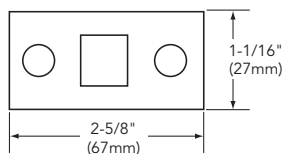
650 Top Strike

- Supplied standard for metal and wood doors, less bottom rod
- Stainless steel nylon coated
- See template [#MEDT9](#) for more details



606 Bottom Strike

- Supplied standard for metal and wood doors
- Available as an option for aluminum doors
- Furnished with expansion shields
- Mortised into floor
- Stainless steel
- See template [#MEDT9](#) for more details



Rails & Covers

PE80 Series Exit Device

Rail Sizes

Stock Size	Door Opening Widths	Remarks
E	26" to 32" (66 cm to 81 cm)	No cutting required for 32" (81 cm) door
F	32.5" to 36" (84 cm to 91 cm)	No cutting required for 36" (91 cm) door
J	36.5" to 42" (94 cm to 107 cm)	No cutting required for 42" (107 cm) door
G	42.5" to 48" (110 cm to 122 cm)	No cutting required for 48" (122 cm) door

Note: Must specify rail length on order string to receive factory cut rail.

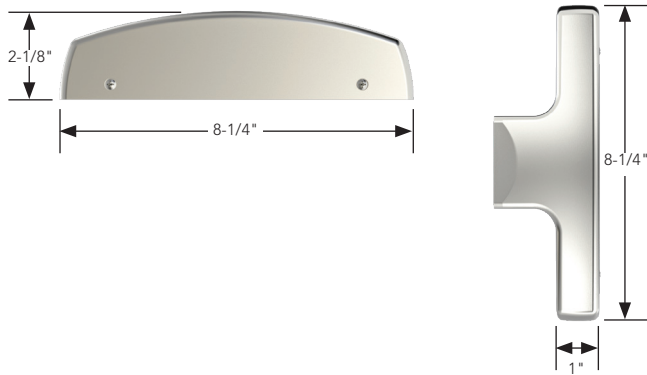
Touchbar Projection



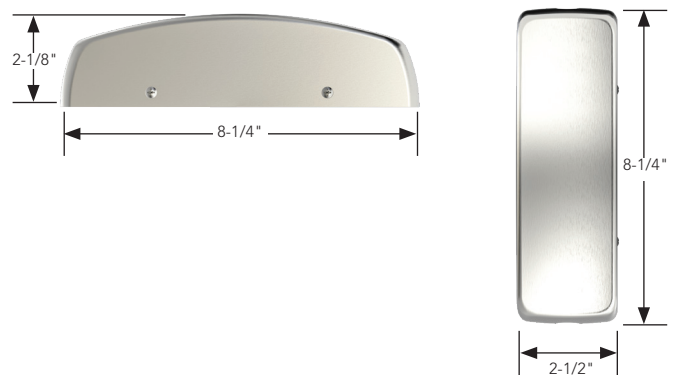
Delayed Egress Touchbar Projection



Narrow Stile Cover Dimensions



Wide Stile Cover Dimensions



Flush End Cap (Standard)



Overlapping End Cap (OL-)

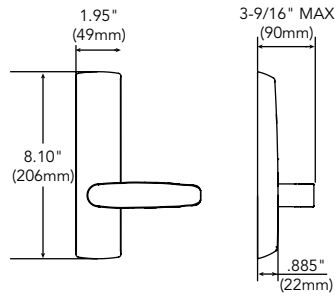


Lever Trim

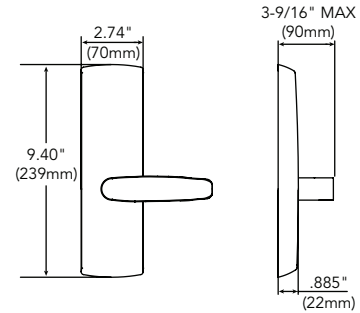
PE80 Series Exit Device

Lever Trim

P700 NEx Lever Trim

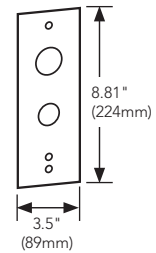



P700 WEx Lever Trim




68-0657 Cover Plate Trim

- Used with Narrow Lever trim only (NE)
- Used with narrow or wide lever trim to cover Von Duprin's 98/98 Series trim



EcoFlex® Lever Trim

- Provides remote means of locking and unlocking of the lever
 - Requires a McKinney QC8 Hinge for EcoFlex P700 Trims and/or 54- option
 - Voltage: 12VDC or 24VDC Regulated
 - Actuator draw = 400mA inrush/15mA continuous @ 12VDC/24VDC
 - Operating Temp.: Max. 151°F (66°C), Min -31°F (-35°C)
 - Full wave rectification installed inside the P700 Control
 - UL and cUL listed for use on fire doors
 - Field reversible
 - Key retracts latch mechanically
 - See page 6 for additional details on EcoFlex technology
- Notes:** Repeated operation at voltage exceeding +/- 10% is not recommended



Auxiliary Controls


PE80 Series Exit Device

Auxiliary Controls

P100 Series



- Used with concealed vertical rod devices (PE8400 and PE8600)
- Engages with Auxiliary Control Link Assembly on vertical rod
- Wood doors require unit to be mounted approximately 4-5/8" above chassis centerline
 - See template [MEDT70](#) for more details)
- Metal doors require unit to be mounted approximately 7-5/16" above chassis centerline
 - See template [#MEDT7](#) for more details)



Wood




Metal

P300 Series



- Used with surface vertical rod devices (PE8700)
- Engages with Inside Rod Actuator Assembly
- Metal and Wood door applications are mounted at same position above chassis centerline
- See template [#4214](#) for more details



Inside Rod Actuator Assembly



- Used with surface vertical rod devices (PE8700)
- Attaches to top rod and engages with P300 Series Auxiliary Control
- Packed standard with P306 and P313 Auxiliary Controls
- Part # 97-2378
- See template [#4214](#) for more details



Trim and Pulls

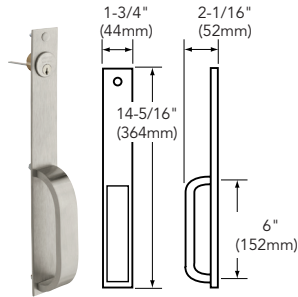
PE80 Series Exit Device



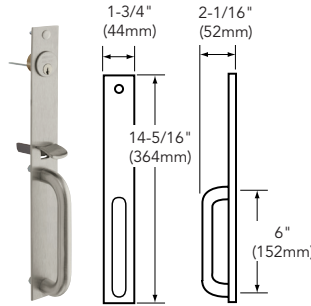
Trim and Pulls

These trims are thrubolted, creating perfect alignment of center case, thumbpiece and cylinder, as required. Thrubolts pass through the chassis of the devices and are bolted directly to the trim. FSL, FSW, MSL and PSB pulls are used with 12- PE8804 and PE8804 only, they are identical to FLL, FLW, MAL and PTB pulls except the cylinder hole is located 3/8" (9mm) lower. The 802-PTB plate is a flat plate which can be used to cover existing door preps and is an ANSI/BHMA function 01.

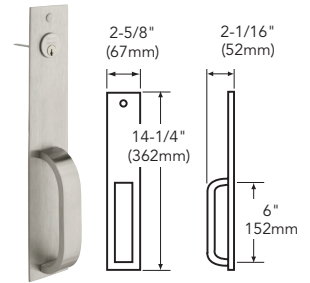
FLL/FSL



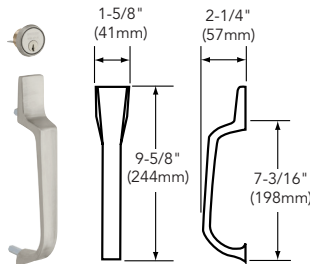
FLW/FSW



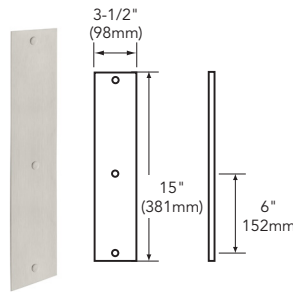
MAL/MSL



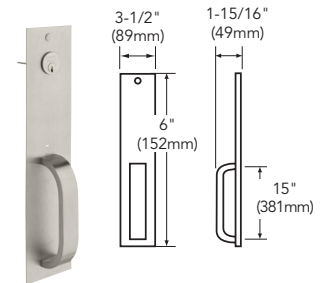
STS



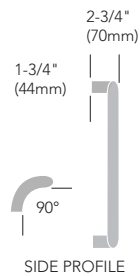
802-PTB



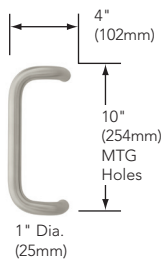
PTB/PSB



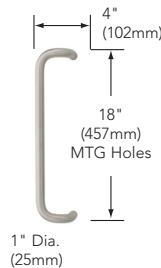
Pulls



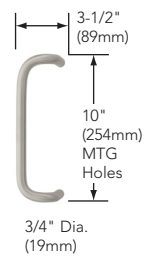
862



863



864



Notes:

- FLW and FSW trims are not available in 32 or 32D.
- Pulls and thumb piece trims are not available in 14, 15, 26 or 26D, except FLW/FSW is available in 14 & 15.

Copyright © 2023-2024, SARGENT Manufacturing Company. All rights reserved. Reproduction in whole or in part without the express written permission of SARGENT Manufacturing Company is prohibited. Patent pending and/or patent www.assaabloydss.com/patents.

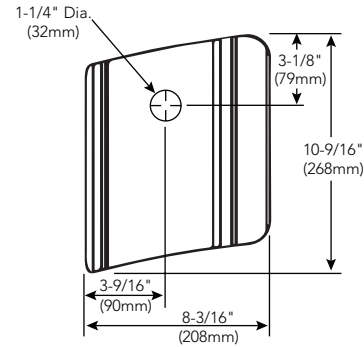
Trims and Pulls

PE80 Series Exit Device

Anti-Vandal Trim

Designed for exterior doors that require extra security or resistance to vandalism, anti-vandal trim (AVT) plates have a matte plastic coated grip to provide a comfortable pull over wide temperature ranges. All plates are through-bolted with no exposed exterior fasteners for a cleaner look and increased security. Plates used on the active side of the door have an extended lip to provide extra protection for the latchbolt.

- Wide Stile exit devices only (PE8600, PE8700, PE8800, PE8900)
- Available with Night Latch (04) and Dummy Functions (10) only
- Not available with these options: 31, 49, 76, 85, 86, 87
- Styles with No protective lip (821 & 826) are used on inactive leaf doors
- #34 Rim Cylinder supplied for PE8804
- #41 Mortise Cylinder supplied for PE8904
- Heavy duty 12-gauge stainless steel
- Through-bolted for added strength
- Handed – Specify RHR or LHR
- 32D finish only
- ADA Compliant



821



824



826



827



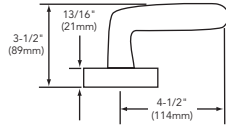
Part Number	Description	Application
821	No Protective Lip & No Cylinder	MD/WD-PE8610, PE8710, NB-PE8710, PE8810, PE8910
824	Protective Lip & Cylinder	PE8804 and PE8904
826	No Protective Lip & Cylinder	PE8804
827	Protective Lip & No Cylinder	PE8810 and PE8910

Levers - Standard

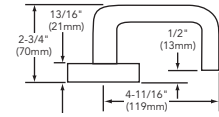
PE80 Series Exit Device

Standard Levers

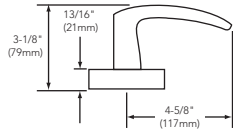
A
(handed)



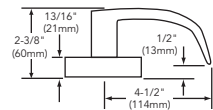
J*



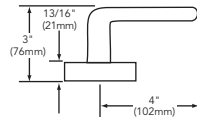
B



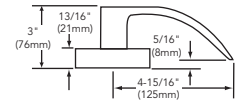
L*



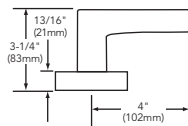
E



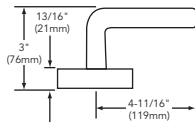
P*



F



W*



* Lever returns within 1/2" (13mm) of door face

Note: Tactile warning options (76-, 85-, 86-, and 87-) are available on all standard levers, except the A lever. See page 115 for more details.


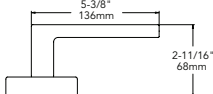

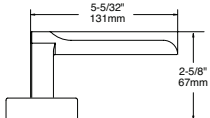

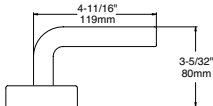

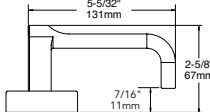

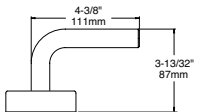

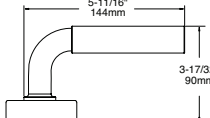

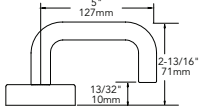

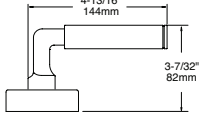

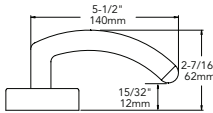

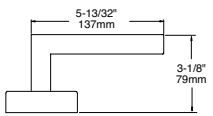

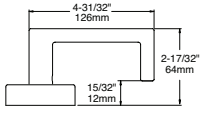
Copyright © 2023-2024, SARGENT Manufacturing Company. All rights reserved. Reproduction in whole or in part without the express written permission of SARGENT Manufacturing Company is prohibited. Patent pending and/or patent www.assaabloydss.com/patents.

Levers - Decorative

PE80 Series Exit Device

Studio Collection Levers

Studio Collection trim is available in a broad array of designs and finishes. It allows for uniformity throughout a facility using cylindrical locks, tubular locks, mortise locks, exit devices, and electronic access control products. All levers meet ADA compliance for national codes.

Aventura Series		Berlin Series			
MB			H015		
ME			H016 ¹		
MF			H017		
NF ¹			H018		
MG					
MI					
MW ¹					


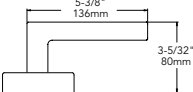

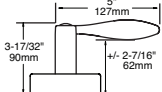

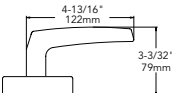

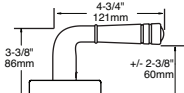

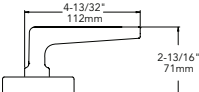

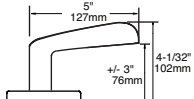

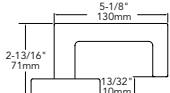

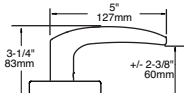


¹ Lever returns within 1/2" (13mm) of door face.

Note: Tactile warning options (85-, 86-, and 87-) are available on all Studio Collection levers. See page 116 for more details.

Visit the online Decorative Hardware Product Selector at selector.sargentlock.com to mix and match styles and finishes.

Levers - Decorative

PE80 Series Exit Device

Centro Series		Coastal Series			
MD			G		
MJ			R		
MP ²			S		
ND ¹			Y		
NJ ¹					

1 Lever returns within 1/2" (13mm) of door face.


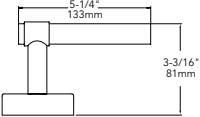

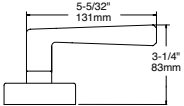

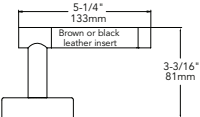

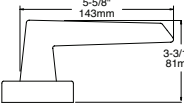

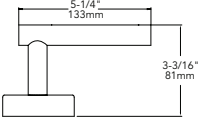

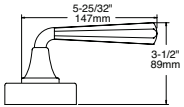

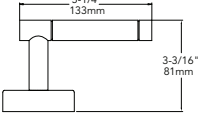

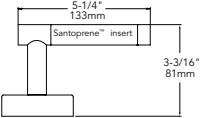

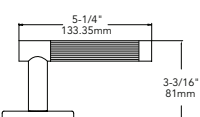

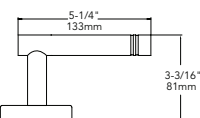
2 Not available in 32 or 32D finish.

Note: Tactile warning options (85-, 86-, and 87-) are available on all Studio Collection levers. See page 116 for more details.

Visit the online Decorative Hardware Product Selector at selector.sargentlock.com to mix and match styles and finishes.

Levers - Decorative

PE80 Series Exit Device

Gramercy Series ¹			Grant Park		
RCM			H007		
RAL			H008 (handed)		
REM			H011		
RAM					
RAS					
RAG					
RGM					


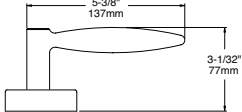

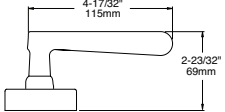

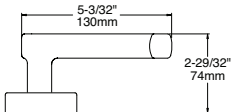

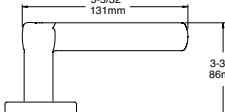

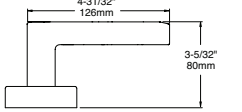

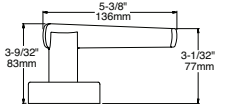

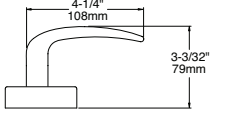

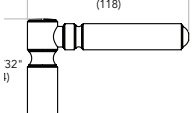

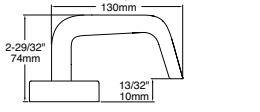

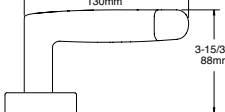



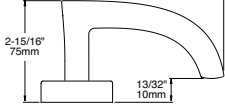
¹ Gramercy levers are customized. See page 84.

Note: Tactile warning options (85-, 86-, and 87-) are available on all Studio Collection levers. See page 116 for more details.

Visit the online Decorative Hardware Product Selector at selector.sargentlock.com to mix and match styles and finishes.

Levers - Decorative

PE80 Series Exit Device

Notting Hill Series (handed levers)			Odéon Series (Handed Levers)		
MA ²			MN ²		
MQ ²			MH ²		
MT ²			MS ²		
MO ²			WG		
MZ ²			MV ²		
GT			NU ^{1,2}		

1 Lever returns within 1/2" (13mm) of door face.

2 Not available in 32 or 32D finish.

Note: Tactile warning options (85-, 86-, and 87-) are available on all Studio Collection levers. See page 116 for more details.

Visit the online Decorative Hardware Product Selector at selector.sargentlock.com to mix and match styles and finishes.

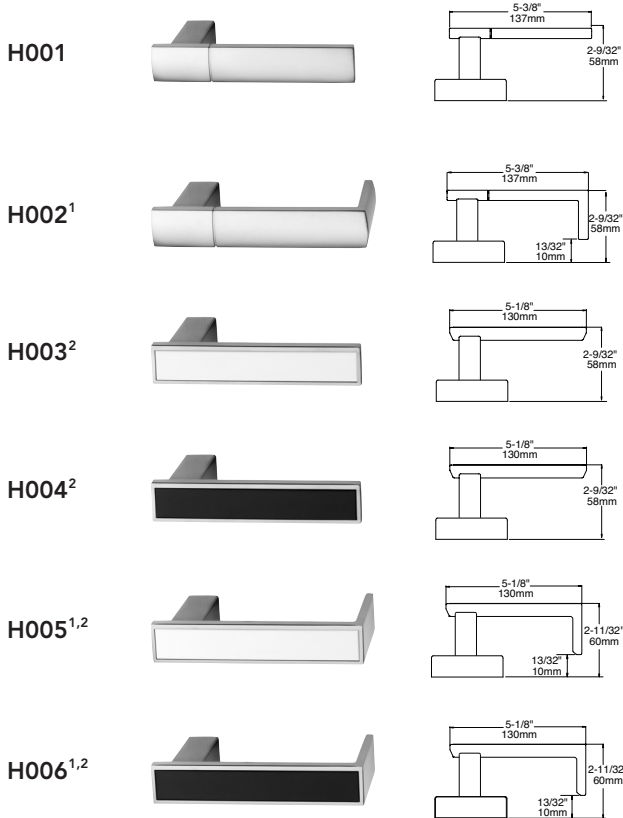
Copyright © 2023-2024, SARGENT Manufacturing Company. All rights reserved. Reproduction in whole or in part without the express written permission of SARGENT Manufacturing Company is prohibited. Patent pending and/or patent www.assaabloyds.com/patents.

90894 06/24

Levers - Decorative

PE80 Series Exit Device

Wooster Square²



1 Lever returns within 1/2" (13mm) of door face.

2 H003-H006 - Contain white or black polycarbonate inserts. Not available with MicroShield® antimicrobial coating.

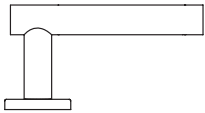
Note: Tactile warning options (85-, 86-, and 87-) are available on all Studio Collection levers. See page 116 for more details.

Visit the online Decorative Hardware Product Selector at selector.sargentlock.com to mix and match styles and finishes.

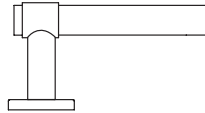
Gramercy Series Levers

PE80 Series Exit Device

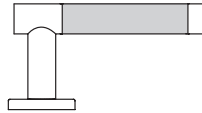
Gramercy Levers



REM, RGM



RCM



RAG, RAL, RAM**, RAS

Gramercy Finish Codes

ANSI/BHMA Finish	Sargent Finish	Gramercy Code*	Description
630	32D	30	Satin Stainless Steel
629	32	29	Bright Stainless Steel
613E	10BE	3E	Dark Oxidized Satin Bronze, Equivalent
N/A	BSP	BS	Black Suede Powder Coat
N/A	WSP	WS	White Suede Powder Coat
N/A	N/A	BK	Black (Santoprene™ or leather insert)
N/A	N/A	BN	Brown (leather insert)

*Code used to specify Gramercy Series finishes only. Use available finishes list to specify desired finish when ordering.

Gramercy Lever Descriptions and Available Finishes

Lever Designation	Lever Description	Available Finishes (AS ORDERED)
RAG	Grooved Insert	3030, 2929, 2930, 3029, 3E3E, BSBS or WSWS
RAL	Leather Insert	30BK, 30BN, 29BK, 29BN, 3EBK3E, BSBKBS, WSBKWS, 3EBN3E, BSNBNS or WSNBNS
RAM	Satin Metal Insert	2930** only (SEE NOTATION)
RAS	Santoprene Insert	30BK, 29BK, 3E3E, BSBS or WSWS
RCM	Raised Band	2930, 2929, 3030, 3029, 3E3E, BSBS or WSWS
REM	Plain	2929, 3030, 3E3E, BSBS or WSWS
RGM	Two Grooves	2929, 3030, 3E3E, BSBS or WSWS

**Notes for two-tone finishes:

- 2930 Finish: grip of lever is 32D, balance of lever is 32. Escutcheon and lock finish will be 14.
- 3029 Finish: grip of lever is 32, balance of lever is 32D. Escutcheon and lock finish will be 15.

To order Gramercy Series levers with Sargent products, see the examples below. When specifying finish, use the last two digits of the BHMA standard finish code, i.e. use "29" for polished stainless, BHMA finish 629.

Copyright © 2023-2024, SARGENT Manufacturing Company. All rights reserved. Reproduction in whole or in part without the express written permission of SARGENT Manufacturing Company is prohibited. Patent pending and/or patent www.assaabloyds.com/patents.

Electrical Options

PE80 Series Exit Device

Electrical Options

The following primary options are available with these additional compatible options.

*AL-	Alarmed Exit	12-, 53-, 58-
HK-	Hex Key Dogging	12-, 56-, 58-
12-	Fire-rated	AL-, HK-, 53-, 55-, 55-ERM-, 56-, 58-, 59-
16-	Cylinder Dogging	53-, 55-, 55-ERM-, 56-, 58-
5CH	5lb Pressure Release	55-, 54-, 56-, HK-
53-	Latch Monitoring	AL-, 12-, 16-, 55-, 55-ERM-, 56-, 58-
W53	Weatherized Latchbolt Monitoring	W54, W55, W55-ERM, WH
54-	Lever Monitoring	AL-, 12-, 16-, 53-, 55-, 55-ERM-, 56-, 58-, 59-
W54	Weatherized Lever Monitoring	W53, W55, W55-ERM, WH
55-	Request to Exit	12-, 16-, 53-, 56-, 58-
W55	Weatherized Touch bar Monitoring	W53, W54, WH
55-ERM-	Double Touchbar Monitoring	12-, 16-, 53-, 56-, 58-
W55-ERM	Double Weatherized touchbar Monitoring	W53, W54, WH
56-	Electric Latch Retraction	HK-, 12-, 16-, 53-, 55-, 55-ERM-
58-	Electric Dogging	AL-, HK-, 12-, 16-, 53-, 55-, 55-ERM-
**59-	Self Contained Delayed Egress	12-
WH-	Weep holes	W53 W54, W55, W55-ERM, WH

* The AL- design includes monitored push rail

** The 59- design includes monitored push rail and latch

AL- Alarm Option



SARGENT exit devices with the alarm option are designed for areas requiring a stand-alone alarm on outward swinging doors. This device contains an internal battery and the alarm is integrated in the push rail to discourage the unauthorized use of emergency exit doors. The alarm inside the rail sounds immediately upon exit. The PE80 Series is ideal for rear exterior doors, doors leading to a rooftop, or anywhere security is a concern.

Minimum door widths:

- Wide stile door 32"
- Narrow stile door 31"

Note: Also available as hard wired option. Use optional accessories to configure (3267 Power Supply and 546 Wiring Harness)

Optional Accessories

- 3267 Power Supply (see page 112)
- 546 Wiring Harness (see page 111)


Electrical Options (cont.)

PE80 Series Exit Device

53- Latch Bolt Monitoring

The latchbolt monitoring option detects when the latch is moved, not just rail movement sensing. The monitor switch is activated when the rail is depressed or when there is movement of the latch and can be used to send a notification to the building's security system.


- Switch type SPDT form "C" contact
- 30VDC@2 Amp. maximum rating
- Wires are routed thru the rail (See page 5 for more details)
- Available for all door widths
- Includes ASSA ABLOY's ElectroLynx®, a universal quick-connect system that simplifies the electrification of the door opening
- Adjustable switch bracket to fine tune sensitivity: set screw pivot bracket allows precise adjustment for more accurate notification of latchbolt movement (PE8500 and PE8800 Series only)
- See McKINNEY's Transfer Device Solutions Catalog for QC Hinge and cable requirements



54- Lever Monitoring

The lever monitoring option identifies when the lever is rotated. When this happens, the monitor switch is activated and can be used to send a notification to the building's security system.

- Available with Wide or Narrow stile trim
- Requires P700 trim with these functions 06, 13, 15, 73, 74, 75 and 76
- Requires a McKinney QC8 Hinge for 54-
- Wires are routed thru the rail (See page 5 for more details)
- Switch type SPDT form "C" contacts
- 30VDC @ 2 Amp. maximum rating
- Monitors lever rotation, can be incorporated into alarm systems or in conjunction with an electromagnet
- Includes ASSA ABLOY's ElectroLynx®, a universal quick-connect system that simplifies the electrification of the door opening
- Not available with Freewheeling Trim



Electrical Options (cont.)

PE80 Series Exit Device

55- Request to Exit



The Request-to-Exit option provides includes a signal switch to monitor if push rail is depressed. The switch can be used to activate a variety of features, such as sound and alarm, initialize a delay egress system, or de-energize an electromagnetic lock.

Switch type SPDT form "C" contact

- 30 VDC@2 Amp. maximum rating
- All wires run through rail
- Available with all PE Series devices, except for FM-PE8700
- See page 85 for compatible options

Minimum Door Widths:

- Wide Stile Door 26"
- Narrow Stile door 26"

See McKINNEY Transfer Device Solutions Catalog for QC Hinge and cable requirements.

55-ERM Double Touchbar Monitoring



The Double Touchbar Monitoring option provides two independent switches to monitor if push rail is depressed. This option can be used when integration to security and/or access control system requires separate switches.

Switch type SPDT form "C" contact

- 30 VDC@2 Amp. maximum rating
- All wires run through rail
- Available with all PE Series devices, except for FM-PE8700
- See page 85 for compatible options

Minimum Door Widths:

- Wide Stile Door 26"
- Narrow Stile door 26"

See McKINNEY Transfer Device Solutions Catalog for QC Hinge and cable requirements.

Electrical Options (cont.)

PE80 Series Exit Device

Weather Resistant



Rain-Resistant Weatherized Exit Device



Snow-Resistant Weatherized Exit Device



Weatherized Exit Device

Weather Resistant Rim Exit Devices is available with switches option. Designed to withstand environmental elements for doors or gates used in outdoors or in moist environments that require switch monitoring

In addition to standard BHMA and UL testing, these Weather Resistant switch options were tested to the following standards to Mil 810F(G), 509.4 - Salt Fog, Mil 810F(G), 506.4 - Driving Rain Procedure 1, UL 1034 Temperature Section 34. and UL 1034 Dust Section 54.

Switch options available:

- W53 Weather Resistant Latchbolt Monitoring
- W54 Weather Resistant Lever Monitoring
- W55 Weather Resistant Touchbar Monitoring
- W55-ERM Weather Resistant Double Touchbar Monitoring

Available finishes:

- 03, 04, 09, 10, BSP, 10BE, 10BL, and WSP.
- For 32D and 26D Weather Resistant finishes must be order as 32DCP and 26DCP Clear Powder Coat.

Weatherized Switches and Weep Holes are available with all the mechanical options for PE8500 and PE8500 only.

How To Order:

WH- W53- PE8810 F 32DCP RHR 36

Electrical Options (cont.)

PE80 Series Exit Device

56- Electric Latch Retraction



The Electric Latch Retraction exit device option (56-) is the perfect choice for high traffic entrance and exit doors that require remote unlocking or remote dogging. It utilizes a latch retraction motor ensuring quiet operation which is ideal for locations such as conference rooms, theaters and libraries. Once retracted, the door functions in a push/pull manner. The 56- allows the exit device to be dogged for momentary ingress and egress and is commonly used in conjunction with an automatic door operator. The device can even be dogged continuously on fire-rated devices that are tied into the building's fire detection system.

Key Features

- Motor driven latch retraction for smooth, precise operation
- Amount of rail retraction is automatically controlled by the 56- circuitry; System actively monitors its position and adjusts itself
- Digital retraction timer (0-20 seconds; factory setting is 5 seconds)
- Non-contact Request-to-Exit (55-) switch available
- Standard electric hinge - no special power transfer required
- Wires are routed thru the rail (See page 5 for more details)
- Field serviceable -modular design
- Can be used for continuous and intermittent use
- UL Listed for Class II Circuitry
- Current draw: .65A during retraction and .2A maintained in dogged hold position
- Requires 1A at 24VDC regulated/filtered power supply
- Minimum Door Widths:
 - Wide Stile Door 28"
 - Narrow Stile Door 28"
- Includes ASSA ABLOY's ElectroLynx®, a universal quick-connect system that simplifies the electrification of the door opening
- See McKINNEY's Transfer Device Solutions Catalog for QC Hinge and cable requirements
- 5 year warranty

Note: HK- and 16- are not available for Fire Rated Doors

Note: The 56- option is not supplied with Manual Dogging (Hex Key or Cylinder Dogging) unless specified

P56 Electric Latch Retraction Retrofit Kit


Available for E, F, G and J rail sizes.

- **Minimum Door Widths:**
 - Wide Stile Door 28"
 - Narrow Stile Door 28"
- Available with 53-, 54-, 55-, 55-ERM and 5CH options

How to order:

Options	Kit #	Rail Size	Stile
55-P56FW	P56	F	W

Kit Includes: Carrier Assembly (includes motor assembly and controller) and dogging slope plug for hex key devices



Optional Accessories

- 3500 Series Power Supply (see page 112)

Electrical Options (cont.)

PE80 Series Exit Device

58- Electric Dogging



Libraries, auditoriums, theaters, courtrooms, churches and schools benefit from the convenience of electric dogging (unlocking). When the exit device is energized and the push rail is depressed, it will continuously hold the push rail down and the latch(es) will be held retracted.

When the device is de-energized or power is interrupted, the latch(es) will extend. This feature is ideal for areas that require the silent operation of exit device hardware.

Features

- Wires are routed thru the rail (See page 5 for more details)
- Provides quiet ingress and egress when dogged
- Standard electric hinge - no special power transfer required
- Manual hex key dogging provided on non-fire-rated devices
- UL Listed for Panic and Fire (12-)
- Holding force 70 lbs. min.
- Power Requirements: 24VDC regulated/filtered power supply
- Current draw: 0.2 Amp
- Not available on FM-PE8700 devices
- Available for all door widths
- See McKinney's Transfer Device Solutions Catalog for QC Hinge and cable requirements

Optional Accessories

- 3500 Series Power Supply (see page 112)

Electrical Options (cont.)

PE80 Series Exit Device

59- Electroguard® Self Contained Delayed Egress



The 59- sounds an alarm within the rail when the exit device push pad is pressed down, in order to alert personnel that someone is attempting to exit. The exit device is preset to remain locked for 15 seconds (field adjustable to 5, 10, 20 or 40 seconds), allowing time for authorized personnel to respond. This can be done by inserting a key into the cylinder on the rail or via a remote location. When the connected fire alarm system is activated, the exit device disarms and allows immediate egress.

Specifications

- Rod guards must be used on surface vertical rod devices. Consult factory for more information
- Not available with hex key dogging
- Standard size 41 mortise cylinder in rail
- Field adjustable momentary time delay preset for five seconds at factory
- 80DB horn enclosed in rail assembly
- Uses standard electric hinge - no special power transfer required
- Wires are routed thru the rail (See page 5 for more details)
- Guarded and monitored latch and rail standard
- Power requirements: 1A @ 24VDC regulated/filtered power supply
- Key override capabilities
- Rail projects 1/2" more than standard rail (see page 73)
- Current draw: 0.3 Amp Nominal, 0.9 Amp (max) with optional features
- Minimum door widths:
 - Wide stile door 31"
 - Narrow stile door 29"
- Ability to gang up to 12 doors
- Shipped with decal "emergency exit only. Push until alarm sounds. Door can be opened in 15 seconds"
- Includes ASSA ABLOY's ElectroLynx®, a universal quick-connect system that simplifies the electrification of the door opening
- See MCKINNEY'S transfer device solutions catalog for QC hinge and cable requirements

Installation and maintenance

- Diagnostic LEDs on PC board for easy troubleshooting

Compliance

- Conforms to NFPA 101 special locking arrangements
- Available in UL listed panic and fire-rated (12- option) devices
- UL294 listed for special locking arrangements
- ULC S533 listed for egress door securing and releasing devices

Operation

- Depressing the push rail for one second or longer initiates an alarm
- LED visual notification system for easy identification of armed device; LED lights are field-selectable as red or green
- Momentary or maintained egress with key or from a remote location
- Alarm disabled by key in the rail or by remote reset
- Alarm sounds for 15 seconds during unauthorized egress attempt; after 15 seconds lock releases. 5, 10, 20 or 40 second option available
- Field adjustable nuisance delay (0 or 1 second)
- External inhibit features with authorized egress, card reader access and scheduled delayed egress from access control panel

Mechanical Options

PE80 Series Exit Device

Certifications	12-	Fire Rated
	FM-	FEMA Rated
	HC-	Hurricane Rated
	WS-	Windstorm Rated
Cylinder	LC-	Less Cylinder
Dogging	16-	Cylinder Dogging
	LD-	Less Dogging
Door Type	AD-	Aluminum Doors
	MD-	Metal Doors
	WD-	Wood Doors
	31-	Thick Doors
End Cap	OL-	Overlap End Cap
Fasteners	36-	Security Fasteners
	TB-	Thrubolts
Finish Protection	CPC-	Clear Powder Coat
	SG-	MicroShield
Indicator	18-	Passive Dogging Indicator
	49-	Trim Status Indicator
Latching	14-	Dropdown Bottom Latchbolt (PE8700 only)
	GL-	Guarded Latch
	NB-	Less Bottom Rod
Photoluminescence	PL-	Photoluminescent
Rail Force	5CH-	5lb Pressure Release
Strikes	23-	Mortise Strike (908 strike)
Tactile Warning	76-	Tactile Warning - Milled Outside Lever
	85-	Tactile Warning - Abrasive Strip on Rail
	86-	Tactile Warning - Abrasive Coating on Outside Lever
	87-	Tactile Warning - Abrasive Strip on Rail & Abrasive Coating on Outside Lever

Mechanical Options

PE80 Series Exit Device

PL- Photoluminescence

SARGuide® – photoluminescent push is a non-electrical option which provides visibility in darkness or low light areas.


- Approved for use in New York City in accordance with RS 6-1 and RS 6-1A
- Recharges from ambient light
- No wiring or maintenance needed
- Available for all door widths



16- Cylinder Dogging

Located in the rail insert, cylinder locks the rail in retracted position.

- #41 mortise cylinder included
- Requires a 27" minimum door width
- Not available with Fire-rated, FM-PE8700, 59- and AL-




Mechanical Options (cont.)

PE80 Series Exit Device

18- Passive Dogging Indicator

- Unlocked green padlock icon displayed when pushpad is in dogged position
- Indicates dogging status in a subtle way
- Visible from a distance
- Not available with Fire rated devices.



49- Trim Status Indicator

- Displays whether the outside trim has been secured by the inside cylinder
- Used on functions when key outside retracts latch and key inside unlocks/locks trim
- Available on PE8816 and PE8866 functions only
- Red icon indicates locked
- Green icon indicates unlocked
- Must be ordered less dogging (LD-)
- Uses #44 mortise cylinder



Mechanical Options (cont.)

PE80 Series Exit Device


Active Dogging indicator

Applications

The Active Dogging Indicator enables facility managers to check door status from within the room, reducing the time needed to confirm the security of each door through easily visible visual confirmation.

During lockdown conditions, the thumb turn cylinder option offers a streamlined method for securing doors in high-stress situations. Additionally, there's an engraving option available, featuring the word "Lock" accompanied by a directional arrow, designed specifically for areas with high occupancy.

- Auditoriums
- Cafeterias
- Gymnasiums
- Hospitals



Features

- Active Dogging Indicator is available with:
 - Hex Key Dogging Indicator
 - Cylinder Dogging Indicator
 - Thumb turn Indicator
- Larger viewing window
- Highly reflective coating indicator to increase visibility in low-light conditions
- Uses mortise cylinder for Cylinder Dogging






Function and Options

- Available to standard rail functions for Narrow (PE8300, PE8400 and PE8500) and Wide Stile (PE8600, PE8700, PE8800 and PE8900) exit devices.
- Available with Electrical Options 53-, 54- 55- and 55- ERM
- Not available with 12-, 56-, 58-, 59-, 85-, 87- & AL. Consult factory for BR-, SC- and SE-.

Mechanical Options (cont.)

PE80 Series Exit Device

Indicator Option Codes

Active Dogging Indicator Option Codes		
Option	Description	
V01	Single Indicator Inside - Unlocked/Locked - Green/Red	
V03	Single Indicator Inside - Icons Only - Green/Red	
V04	Single Indicator Inside - Unlocked/Locked - White/Red	
V06	Single Indicator Inside - Icons Only - White/Red	
EMD	Inside Engraving with "Lock" and Directional Arrow	
French Indicator Option Codes		
V01F	Single Indicator Inside - Ouvert/Fermé - Green/Red	

Engraving Options

Engraving is available as EMD option code for all functions when ordered with Active Dogging Indicator Exit Devices.

- Laser engraving with "LOCK" and directional arrow
- Only available in the following finishes: 03,04,32,32D
- Door handing must be specified

How to order examples

Device with Trim

Active Dogging Indicator	Options (Cylinder/Mechanical/Electrical)	Device Type	Function Rail Size Trim	Trim	Finish - Trim	Hand	Optional Strikes	Finish-Device	Door Width	Opening Height	AFF
Hex Key ¹	V01	PE8704	F	WEL	26D	RHR	655	32D	36	Specify	Specify
Cylinder Dogging ^{1,2}	V01 16-										
Thumb Turn ^{1,2,3}	V01 16- LC-										

Device Only

Active Dogging Indicator	Options (Cylinder/Mechanical/Electrical)	Device Type	Function Rail Size Trim	Hand	Finish	Door Width
Hex Key ¹	V01	PE8810	F	RHR	32D	36
Cylinder Dogging ^{1,2}	V01 16-					
Thumb Turn ^{1,2,3}	V01 16- LC-					

1 Handing must be specified

2 16- Cylinder Dogging includes #41 mortise cylinder standard. #42 and 43 mortise cylinder sizes available.

3 LC, must order 124 Thumb Turn or cylinder separately. Order example: 124-41 32D Reference to cylinder catalog.

Mechanical Options (cont.)

PE80 Series Exit Device

Thrubolt (TB) Applications

- Used on rail and chassis
- Used on case and guides (if applicable)
- Not available with PE8400

Device	Location	Qty.	Door Thickness	
			1-3/4"	2-1/4"
PE8700	Rail & Chassis	4	68-2279	68-2280
	Cases & Guides	10	68-2282	68-2283
12-PE8700 HC-PE8700 HC4-PE8700	Rail, Chassis, Cases, & Guides	16	68-2288	68-2289
NB-PE8700	Rail, Chassis, Case, & Guides	12	68-3943	68-2289
PE8600 PE8800 PE8900	Rail & Chassis	4	68-2279	68-2280
PE8300	Rail & Chassis	4	68-2521	68-2570
PE8500	Rail & Chassis	4	68-2510	68-2511

PE8300



PE8600



PE8700



PE8500



PE8800



12-PE8700
HC-PE8700
HC4-PE8700



NB-PE8700



PE8900



Copyright © 2023-2024, SARGENT Manufacturing Company. All rights reserved. Reproduction in whole or in part without the express written permission of SARGENT Manufacturing Company is prohibited. Patent pending and/or patent www.assaabloydss.com/patents.

Mechanical Options (cont.)

PE80 Series Exit Device

Thicker Doors Specifications

- Convenient for applications requiring durability, improved insulation, and resilience to heavy use.
- Available for doors over 2.5" to 5" thick.

Device with Trim

Device	Stile	Function	Door Thickness
RIM	Narrow	PE8504	2.5"
		Wide	
	PE8816		
	PE8875		
	PE8876		
	Narrow	PE8506	
		PE8510	
		PE8513	
		PE8515	
		PE8573	
	PE8574		
	Wide	PE8806	
		PE8810	
		PE8813	
		PE8815	
PE8873			
PE8874			
SVR	Wide	PE8706	
		PE8710	
		PE8713	
		PE8715	
		PE8773	
		PE8774	

Note: Must specify 31- Option and Trim

How to order:

31- PE8810 F NEL RHR 32D 5"

Device with Auxiliary Control

Exit Device	Stile	Trim Function	Aux Controls	Door Thickness
SVR	Wide	PE8710	P306/P313	4.75"
		PE8773	P306	
		PE8774		

Note: Must specify 31- Option and Auxiliary Control.

How to order:

31- PE8710 P306 F RHR 32D 84" 5"

Copyright © 2023-2024, SARGENT Manufacturing Company. All rights reserved. Reproduction in whole or in part without the express written permission of SARGENT Manufacturing Company is prohibited. Patent pending and/or patent www.assaabloydss.com/patents.

Cylinder Options

PE80 Series Exit Device

Conventional Cylinder	How To Specify	Sargent Conventional Cylinders Supplied Standard (Unless Otherwise Specified)
Degree Key System	DG1-	Sargent degree key system level 1 (bump resistant with patented keys)
	DG1-21-	Degree level 1 construction master keying
	DG1-60-	Degree level 1 removable disposable construction core
	DG1-63-	Degree level 1 removable core
	DG1-64-	Degree level 1 removable construction keyed LFIC
	DG1-65-	Degree level 1 unassembled/uncombined core
	DG2-	Sargent degree key system level 2 (geographically exclusive; bump and pick resistant)
	DG2-21-	Degree level 2 construction master keying
	DG2-60-	Degree level 2 removable disposable construction core
	DG2-63-	Degree level 2 removable core
	DG2-64-	Degree level 2 removable construction keyed ILFIC
	DG2-65-	Degree level 2 unassembled/uncombined core
	DG3-	Sargent degree key system level 3 (geographically exclusive; UL437 certified; bump and pick resistant)
	DG3-21-	Degree level 3 construction master keying
	DG3-60-	Degree level 3 removable disposable construction core
	DG3-63-	Degree level 3 removable core
	DG3-64-	Degree level 3 removable construction keyed LFIC
DG3-65-	Degree level 3 unassembled/uncombined core	
Signature Key System	10-	Sargent signature key system (not available with other key systems)
	10-21-	Sargent signature construction key system (lost ball)
Signature- LFIC	10-63-	Sargent signature large format interchangeable core cylinder (removable)
XC- Key System	11-	XC key system (not available with other key systems unless specified)
	11-21-	XC- construction key system (lost ball)
XC- Large Format Interchangeable Core (Removable Core)	11-60-	Device accept XC- permanent large format interchangeable core, disposable plastic core- provided
	11-63-	Device provided with XC- large format interchangeable core cylinder (includes masterkeying, grand masterkeying)
	11-64-	Device provided with keyed construction core to accept XC- permanent large format interchangeable Core (ordered separately)
XC- Small Format Interchangeable Core	11-70-7P-	Device accept XC- SFIC (7-Pin) XC- permanent cores, plastic disposable core provided
	11-72-7P-	Device accept XC- SFIC (7-Pin keyed construction core provided) cylinder, permanent core ordered separately
	11-73-7P-	Device provided with XC- Small Format 7-Pin interchangeable core (Includes masterkeying, grand masterkeying)
	11-65-73-7P-	Device provided to accept XC- uncombined 7-Pin SFIC (permanent) Core (packed loose)

Copyright © 2023-2024, SARGENT Manufacturing Company. All rights reserved. Reproduction in whole or in part without the express written permission of SARGENT Manufacturing Company is prohibited. Patent pending and/or patent www.assaabloydss.com/patents.

Cylinder Options (cont.)

PE80 Series Exit Device

Conventional Cylinder	How To Specify	Sargent Conventional Cylinders Supplied Standard (Unless Otherwise Specified)
Construction Key Systems	21-	Sargent Lost Ball Construction Keying for Conventional, XC and Signature Series (- with 63- or 73-)
	22-	Sargent Construction Split Key System for Conventional Cylinders (Existing Systems Only) (with 10-, 11-, 63- or 73-)
Old Style Removable Core	51-	Removable Core Cylinder (Old Style) provided (existing systems only)
	52-	Removable Construction Core (Old Style) Permanent core ordered separately (existing systems only)
Large Format Interchangeable Core (Removable Core)	60-	Device to accept Sargent Permanent Large Format Interchangeable Core, Disposable plastic Core provided (Permanent Cores ordered separately)
	63-	Device provided with Large Format Interchangeable Core Cylinder (Includes masterkeying, grand masterkeying)
	64-	Device provided with Keyed construction core to accept Permanent Large Format Interchangeable Core (ordered separately)
Small Format Interchangeable Core	70-	Device to accept 6- or 7-Pin SFIC Permanent Cores, plastic disposable core provided
	72-	Device to accept 6- or 7-Pin SFIC (6-Pin Keyed Construction Core provided) Cylinder (Permanent Core ordered separately)
	73-	Device provided with 6-Pin SFIC (Includes masterkeying, grand masterkeying)
	65-73-	Device provided to accept Uncombined 6-Pin SFIC (Permanent) Core (Packed Loose for field keying)
	65-73-7P-	Device provided to accept Uncombined 7-Pin SFIC (Permanent) Core (Packed Loose for field keying)
	73-7P-	Device provided with Small Format 7-Pin Interchangeable Core (Includes masterkeying, grand masterkeying)
Keso & Keso F1	81-	Device provided with housings to accept Keso (83) & Keso F1 (F1-83-) removable cores. (Permanent Cores ordered separately)
	82-	Device provided with Sargent Keso Security Cylinder
	F1-82-	Device provided with Sargent Keso F1 Security Cylinder (Patented)
	83-	Device provided with Sargent Keso Security Removable Core cylinder
	F1-83-	Device provided with Sargent Keso F1 Security Removable Core cylinder (Patented)
	84-	Device provided with Sargent Keso Construction Cores (Permanent Cores ordered separately)
Added Security	BR-	Bump Resistant Cylinder (Available with Conventional & Conventional XC Cylinders Only)
Less Cylinder	LC-	Less Cylinder - Sargent supplies standard blocking rings for 1-1/8" Cylinders (For longer cylinders order collars/rings)
Schlage Keyways	SC-	Schlage C keyway cylinder, 0 bitted (not available with: PE8904, PE8916, PE8944, PE8975, PE8976, PE8866, PE8304, PE8344, PE8375 & PE8376.) (Contact factory for availability)
	SE-	Schlage E keyway cylinder, 0 bitted (not available with: PE8904, PE8916, PE8944, PE8975, PE8976, PE8866, PE8304, PE8344, PE8375 & PE8376.) (Contact factory for availability)
Thumb Turns	124-	124 Series Turn Lever Mortise Cylinder (Only available with 16-)

Copyright © 2023-2024, SARGENT Manufacturing Company. All rights reserved. Reproduction in whole or in part without the express written permission of SARGENT Manufacturing Company is prohibited. Patent pending and/or patent www.assaabloyds.com/patents.

Cylinder Lengths

PE80 Series Exit Device

Cylinder No.	41	42	43	44	45	46	47	48
Cylinder Length	1-1/8"	1-1/4"	1-3/8"	1-1/2"	1-5/8"	1-3/4"	1-7/8"	2"

	Function	Lever Trim (P700 Series Auxiliary Control)		PTB, PSB, STS, MAL, MSL, FLL, FSL, FLW, FSW	
		Door Thickness		Door Thickness	
		1-3/4" & 2"	2-1/4"	1-3/4"	2-1/4"
Narrow Stile Mortise Exit Device	PE8304	46	48	41	43
	PE8313/PE8343	41	41	Not Available	
	PE8344	46	48	Not Available	
	PE8363	Not Available		41	43
	PE8375/PE8376	46	48	Not Available	
Narrow Stile CVR Exit Device	All PE8400	41	41	Not Available	
Narrow Stile Rim Exit	PE8504/PE8544	34	34	Not Available	
	PE8506/PE8513/PE8543/PE8546	41	41	Not Available	
Concealed Vertical Rod Exit Devices	All AD, MD & WD8600	41	41	Not Available	
Surface Vertical Rod Exit Devices	NB/PE8706/PE8713/PE8743/ PE8746	41	41	Not Available	
	PE8762/PE8763	Not Available		34	34
Rim Exit Devices	PE8804	34	34	34	34
	PE8806/PE8813/PE8843/PE8846	41	41	Not Available	
	PE8816	34/44*	34/44*	Not Available	
	PE8844	34	34	Not Available	
	PE8863	Not Available		34	34
	PE8866	Not Available		34/*44	34/*44
	PE8875/PE8876/PE8877	34	34	Not Available	
Mortise Lock Exit Devices	PE8904	46	48	41	43
	PE8906/PE8913/PE8543	41	41	Not Available	
	PE8916	*34/46	*34/48	Not Available	
	PE8944	46	48	Not Available	
	PE8963	Not Available		41	43
	PE8966	Not Available		*41/34	*43/34
	PE8975/PE8976/PE8977	46	48	Not Available	

* Inside Cylinders

Notes:

- Cylinder sizes & types are limited, as noted: SC- & SE- cylinders are available in size 41
60-, 63- & 64- cylinders are available in sizes 42, 43, 44 & 46
70-, 11-70-, 72-, 11-72-, 73- & 11-73 cylinders are available in sizes 43 & 46
- SARGENT supplies standard blocking rings. Specify if using competitor cylinders.
- For rail cylinder sizes & types are limited, as noted #41, 42 and 43

Note: Cylinder Adapter Kit 68-2063 to use with other manufacturer cylinders. Available to be use with PE8500 functions 04 and 44.

Shim Kits

PE80 Series Exit Device

541 Security Shim Kit

The Sargent 541 Exit Device Security Shim Kit fills the gap between the exit device and the glass creating a flush surface. This kit can be easily trimmed and installed to accommodate most door styles without removing the Sargent push rail exit device. This not only responds to the ever increasing need for improved building security, but also maintains the facility's aesthetic design.

Features and Benefits:

- Available for all device types
- Nylon and brushed aluminum construction can be easily cut and trimmed for custom fit
- Fits all doors up to 48" wide and stiles ranging from 4-1/2" to 6"
- Adjustment shims accommodate gaps from 3/8" to 3/4"
- 6 Lobe tamper proof security screws are included
- T10 Torx driver required for assembly
- Fasteners are countersunk for flush finish
- 541 Kit contains a 48" shim, ready to be sized



P569 FEMA Shim Kit

The SARGENT P569 Shim Kit is supplied standard with all FM-PE8700 devices.

Includes:

- One chassis shim and one end cap shim
- One interlocking top case shim
- One bottom case shim
- Two rod guide shims
- Each shim is 1/8" thick
- Available on FM-PE8700 only
- Rail shim is provided separately. Order part # PE-0419
- Finish must be specified with order. Available in EB, ED, EN, EP, EAB, & ERD only



Kit #	End Cap
P569-1	Flush
P569-2	Overlapping

Copyright © 2023-2024, SARGENT Manufacturing Company. All rights reserved. Reproduction in whole or in part without the express written permission of SARGENT Manufacturing Company is prohibited. Patent pending and/or patent www.assaabloy.com/patents.


Shim Kits (cont.)

PE80 Series Exit Device

Glass Bead Shim Kits - Wide Stile Exit Devices

- Each shim is 1/8" thick
- Lift lever length must be increased for PE8300 and PE8400
- Lift slide length must be increased for PE8600 and 12-PE8600
- Lift lever length must be increased for PE8900 and 12-PE8900
- Shim thickness must not exceed 1/4" (6mm) on PE8900 and 12-PE8900
- Spindles and thrubolt lengths must be increased on PE8700, 12-PE8700, PE8800, 12-PE8800 exits
- Finish must be specified with order. Available in EB, ED, EN, EP, EAB, & ERD only


Kit #	Device	End Cap
P587-1	PE8700	Flush
P587-2	PE8700	Overlapping
P537-1	12-PE8700	Flush
P537-2	12-PE8700	Overlapping
P589-1	PE8600, PE8800, PE8900	Flush
P589-2	PE8600, PE8800, PE8900	Overlapping



Glass Bead Shim Kits - Narrow Stile Exit Devices

- Used with PE8300, PE8400, and PE8500 Series devices
- Includes two chassis shims and two end cap shims
- Lift lever length must be increased for PE8300 and PE8400
- Each shim is 1/8" thick
- Finish must be specified with order. Available in EB, ED, EN, EP, EAB, & ERD only

Kit #	End Cap
P668-1	Flush
P668-2	Overlapping



P553 End Cap Shim Kit

- Each shim is 1/8" thick
- To order specify P553 Kit x Finish
- Finish must be specified with order. Available in EB, ED, EN, EP, EAB, & ERD only

Kit #	End Cap
P553-1	Flush
P553-2	Overlapping



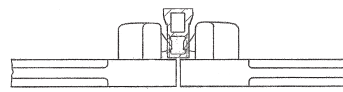
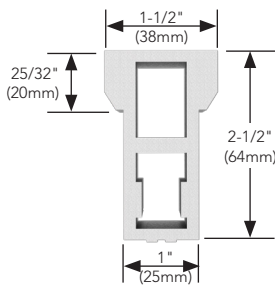
Mullions - Aluminum

PE80 Series Exit Device


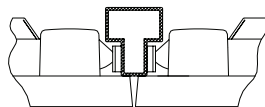
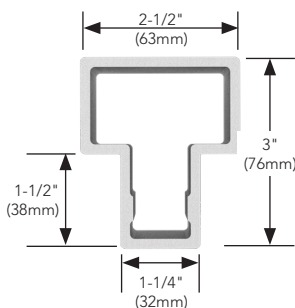
Aluminum Mullions			
Product Designation	650A	980/980A	L980*/L980A*
Description	Removable	Removable	Removable, Lockable
Finishes	Anodized Satin Aluminum (28) Anodized Bronze (10B)	980: Gray Paint (21) 980A: Anodized Satin Aluminum (28) 980A: Anodized Bronze (10B)	L980: Gray Paint (21) L980A: Anodized Satin Aluminum (28) L980A: Anodized Bronze (10B)
Required Backset - PE8500	2"	2"	2"
Required Backset - PE8800	2-3/4"	2-3/4"	2-3/4"
Standard Height	96"	86"	86"
Maximum Optional Height	120"	120"	120"
Above Finished Floor	41" required	39-5/8" standard	39-5/8" standard
Pre-Prepped	658 Strike Included	No	No
Cylinder Size	Not Applicable	Not Applicable	#41
Shape	1-1/2" x 2-1/2"	T Shaped 2-1/2" x 3"	T Shaped 2-1/2" x 3"
Template #	MEDT77	4006	4006
Misc. Information	Includes 651 Stabilizers and embedded Weather Stripping		
Accessories	Top Retainer 94-2050 Bottom Retainer 94-2051	Top Retainer - 511 Bottom Retainer - 502 Narrow Transom Adapter - 507	Mounting Kit (98-2578) Includes: Top Retainer 98-2526 Bottom Retainer 98-2525 Wall Mount - 98-0281 Cylinder Kit 980C1* Latchbolt Assembly Kit - RK980

* Cylinder Kits must be ordered separately

650A Mullion



980/980A Mullion and L980/L980A Lockable Mullion



Copyright © 2023-2024, SARGENT Manufacturing Company. All rights reserved. Reproduction in whole or in part without the express written permission of SARGENT Manufacturing Company is prohibited. Patent pending and/or patent www.assaabloydss.com/patents. 90894 06/24

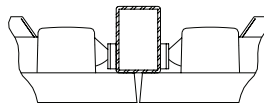
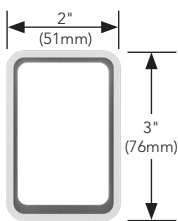
Mullions - Steel

PE80 Series Exit Device

	980S	12-980	L980S*	12-L980	HC980	HCL980*	12-HD980*
Description	Standard	Fire Rated	Lockable	Fire Rated, Lockable	Hurricane Rated	Lockable, Hurricane Rated	Heavy Duty
Fire-rated	No	Yes	No	Yes	Specify 12-HC980	Specify 12-HCL980	Yes
Fire-rated Max Height	N/A	96"	N/A	96"	96"	96"	120"
Finish	Gray Paint (21)						
Required Backset - PE8500	2-3/8"						
Required Backset - PE8800	3-1/8"						
Standard Height	86"	86"	86"	86"	86"	86"	120"
Maximum Optional Height	N/A	120"***	120"	120"***	96"	96"	120"
Pre-Prepped	No	No	No	No	No	No	No
Cylinder Size	Not Applicable	Not Applicable	#41 Standard (#42 & #43 available)	#41 Standard (#42 & #43 available)	Not Applicable	#41 Standard (#42 & #43 available)	Not Applicable
Shape	Rectangular 2" x 3"						
Template #	4206	4206	4206	4206	4627	4627	4627
Misc. Information							Includes two piece strikes.
Accessories	Top Retainer - 98-2190 Bottom Retainer - 98-2191 Top Retainer Shim Kit - 601		Mounting Kit (98-2579) Includes: Top Retainer - 98-2559 Bottom Retainer - 98-2556 Wall Mount - 98-0281 Top Retainer Shim Kit - 601 Cylinder Kit - 980C1*		Top Retainer Pack - 98-2599 Bottom Retainer Pack - 98-2600 Top Retainer Shim Kit - 601	Top Retainer Pack: 98-2594 Bottom Retainer Pack: 98-2593 Top Retainer Shim Kit - 601 Cylinder Kit - 980C1*	Top Retainer Pack - 98-2599 Bottom Retainer Pack - 98-2600 Top Retainer Shim Kit - 601

*Cylinder Kits must be ordered separately.

** Must be cut to 96" in field to maintain fire rating



980S/12-980



L980S/12-L980S



HC980/12-HC980/12-HD980



HCL980/12-HCL980

Split Mullions - Steel

PE80 Series Exit Device

Product Designations	SM980S	SML980S	SMEL980
Description	Standard Mullion	Lockable	Electrical Lockable
Material	Steel	Steel	Steel
Finish	Gray Paint	Gray Paint	Gray Paint
Stk Size	96"	96"	96"
Max Stk Height	96"	96"	96"
Pre-prepped	No	No	No
Cylinder Size	Not Required	#41 Std (#42 & #43 available)	#46 Only
Shape	Rectangular 2" x 3"	Rectangular 2" x 3"	Rectangular 2" x 3"
Misc. Information	Not fire rated	Not fire rated	Not fire rated
Accessories	Top Ret Pack - 98-2190 Bottom Ret Pack - 98-2191 Top Retainer Shim Kit - 601	Wall Mounting Kit - 98-2579 Top Ret Pack - 98-2559 Bottom Ret Pack - 98-2556 Top Retainer Shim Kit - 601 Cylinder Kit - 980C1* Split Mullion Screw Pack - 98-2029	Top Ret Pack - 98-2558 Bottom Ret Pack - 98-2556 For use with Electric Strikes and Monitoring, Quick Connect Wiring Supplied Cylinder Kit - 980C2* Split Mullion Screw Pack - 98-2029

***Note:** Cylinder Kits must be ordered separately




SM980S/SML980S

Mullions - Steel Electrified

PE80 Series Exit Device

	EL980*
Description	Electrified, Lockable
Fire-Rated	No
Finish	Gray Paint (21)
Required Backset - PE8500	2-3/8"
Required Backset - PE8800	3-1/8"
Standard Height	86"
Maximum Optional Height	120"
Pre-Prepped	No
Cylinder Size	#46 only
Shape	Rectangular 2" x 3"
Template #	4206
Misc. Information	For use with Electric Strikes and Monitoring, Quick Connect Wiring Supplied
Accessories	Mounting Kit (98-2580) Includes: Top Retainer - 98-2558 Bottom Retainer - 98-2556 Wall Mount - 98-0281 Cylinder Kit - 980C2*

*Cylinder Kits must be ordered separately.



Mullion Accessories

PE80 Series Exit Device


RK980 Latchbolt Assembly Kit

- For use with L980 Aluminum Mullion
- Top and bottom retainers provided
- Order as a RK980 Kit



651 Mullion Stabilizer Kit

- Stabilizer block
- Reduces movement in mullion when door is closed/shaken, which could prevent latch from engaging the strike
- Furnished standard w/650A Mullion
- Order as a 651 Kit



507 Narrow Transom Bars Adapter

- Available with 980 and 980A
- Required when soffit is 1-1/4" (32mm) to 2" (51mm) wide
- Order as a: 507 for 980 mullion or 507A for 980A mullion



601 Mullion Shim Kit

- For use with steel mullions
- Includes two shims
- Order as a 601 Kit



Lockable Mullion Cylinder Kits



980C1 Cylinder Mullion Kit

- L980, L980A, L980S, HC-L980, SM980S, SML980S only
- Available with these options: 10, 10-21-, 10-63-, 11-, 11-21-, 11-60, 11-63-, 11-64-, 11-72-7P-, 11-65-73-7P-, 11-73-7P-, 21-, 22-, 60-, 63-, 64-, 70, 72-, 73-, 65-73-, 65-73-7P-, 73-7P-, 81-, 82-, F1-82-, 83-, F1-83-, 84-, SC- and SE-
- Includes cylinder and collar
- 32D and 10B finish only

980C2 Cylinder Mullion Kit

- EL980 and SMEL980
- Available with these options: 10, 10-21-, 10-63-, 11-, 11-21, 11-60, 11-63-, 11-64-, 11-72-7P-, 11-65-73-7P-, 11-73-7P-, 21-, 22-, 60-, 63-, 64-, 70, 72-, 73-, 65-73-, 65-73-7P-, 73-7P-, 81-, 82- and F1-82-
- Includes cylinder and collar
- 32D finish only

Copyright © 2023-2024, SARGENT Manufacturing Company. All rights reserved. Reproduction in whole or in part without the express written permission of SARGENT Manufacturing Company is prohibited. Patent pending and/or patent www.assaabloydss.com/patents.

Mullion Accessories

PE80 Series Exit Device

Mounting Kits

98-2578

- For use with L980 & L980A mullions
- Includes top & bottom retainers, screw packet, and wall mount bracket
- Order as 98-2578

**98-2579**

- For use with L980S, 12-L980, SM980S & SML980S mullions
- Includes top & bottom retainers, screw packet, and wall mount bracket
- Order as 98-2579

**98-2580**

- For use with EL980 & SMEL980 mullions
- Includes top & bottom retainers, screw packet, and wall mount bracket
- Order as 98-2580



Top Retainers

511

- For use with 980/980A mullions
- Order as 511

**94-2050**

- For use with 650A mullions
- Order as 94-2050

**98-2190**

- For use with 980S, 12-980 & SM980S mullions
- Order as 98-2190

**98-2526**

- For use with L980 & L980A mullions
- Order as 98-2526

**98-2558**

- For use with EL980 & SMEL980 mullions
- Order as 98-2558

**98-2559**

- For use L980S, 12-L980 & SML980S mullions
- Order as 98-2559

**98-2594**

- For use with HCL980 mullions
- Order as 98-2594

**98-2599**

- For use with HC980 and 12-HD980 mullions
- Order as 98-2599



Mullion Accessories

PE80 Series Exit Device

Bottom Retainers

502

- For use with 980/980A mullions
- Order as 502

**94-2051**

- For use with 650A mullions
- Order as 94-2051

**98-2191**

- For use with 980S, 12-980 & SM980S mullions
- Order as 98-2191

**98-2525**

- For use with L980 & L980A mullions
- Order as 98-2525

**98-2556**

- For use with L980S, 12-L980, SML980S, EL980 & SMEL980 mullions
- Order as 98-2556

**98-2593**

- For use with HCL980 and 12-HD980 mullions
- Order as 98-2593

**98-2600**

- For use with HC980 mullions
- Order as 98-2600



Wall Mounts

98-0281

- For use on all mullions
- Order as 98-0281



Accessories


PE80 Series Exit Device

988 Surface Bolt Kit

- Designed for severe windload (Hurricane Code) environments where surface bolts are required (e.g., on inactive doors)
- Tested to Dade County protocols
- Listed to UL10C for use on fire-rated door assemblies. Refer to codes for locations where surface bolts are allowed on fire doors
- All steel construction for maximum strength and heavy duty use
 - Full 3/4" (19mm) square
 - 12" (305mm) bolt with 1-1/4" (32mm) throw
 - Bright zinc-plated finish
 - Jimmy-resistant design locks bolt automatically when thrown; released by pressing knob toward door while retracting
 - Bolt can be locked in retracted or thrown position
- Angle (L shaped) and mortise strike with mounting hardware supplied standard.
- Order as: 988 Surface Bolt

Notes:

- Standard size is 12" (305mm) bolt with 1-1/4" (32mm) throw
- Optional sizes available. Specify 988-1 (18") or 988-2 (24") lengths



546 Wiring Harness

Harness allows for remote control of the alarmed exit device

- Remote Alarm Reset—reset from remote location
- External Inhibit – shunts alarm from remote location
- Remote Power – allows unit to be wired to a 9VDC power supply (3267)
- Remote Monitor – allows unit to be wired to remote console
- Order as:
 - 546-F - Wiring Harness for F-Size Rails
 - 546-G - Wiring Harness for G-Size Rails
 - 546-J - Wiring Harness for J-Size Rails




Accessories

PE80 Series Exit Device

3500 Series Power Supplies

- UL Class 2 Listed
- Four 12V models and four 24V models available
- Integral battery charging capability keeps sealed lead acid gel/cell at full charge in case of line voltage failure (737-battery sold separately)
- Fused line voltage input with one, four, or eight DC outputs (depending on model)
- Each circuit can be individually turned on and off via a slide switch; the power status of each is shown by an LED
- In the event of a DC short the problem is confined to the zone of difficulty
- Fire alarm interface standard



Sargent Model No.	DESCRIPTION
3521	12V - 1 AMP Power Supply
3541	12V - 3 AMP Power Supply
3551	12V - 4.5 AMP Power Supply
3571	12V - 6 AMP Power Supply
737	12V - 5 AMP Hour Backup Battery

Sargent Model No.	DESCRIPTION
3520	24V - 1 AMP Power Supply
3540	24V - 2 AMP Power Supply
3550	24V - 4 AMP Power Supply
3570	24V - 6 AMP Power Supply
738	24V - 5 AMP Hour Backup Battery

3267 Power Supply

Features

- Provides a filtered and regulated 9 VDC remote power
- Requires raceway through the door*

Includes:

- Plug-In Wall Transformer with approximately 12' (3.6m) of shielded wire that provides input power to the power supply
- Includes 12' (3.6m) of shielded wire for connection between power transfer and power supply
- To order separately, specify 3267

*Recommended for new opening. Retrofit application may require surface mounted wire mold and transfer loop by others.



Finishes

PE80 Series Exit Device

Exit Device Finishes

Sargent	ANSI/BHMA	Description	
03	605	Polished brass, clear coated	
04	606	Satin brass, clear coated	
09	611	Polished bronze, clear coated	
10	612	Satin bronze, clear coated	
10B	613	Oxidized bronze, oil rubbed	
10BE	613E	Dark oxidized satin bronze, equivalent	

Sargent	ANSI/BHMA	Description	
10BL	614	Oxidized satin, bronze, clear coated	
32	629	Polished stainless steel	
32D	630	Satin stainless steel	
BSP	—	Black suede powder coat	
WSP	—	White Suede powder coat	

MicroShield®

ASSA ABLOY Group companies offer MicroShield®, an anti-microbial coating for door hardware. MicroShield uses proven silver ion-based technology from Agion®, a leading provider of antimicrobial solutions, to stem the spread of bacteria and other microbes.

MicroShield® is a trademark of ASSA ABLOY Access and Egress Hardware Group, Inc.

MicroShield® Coating

- Revolutionary finish coating available on all Corbin Russwin product lines, utilizes a silver-based antimicrobial compound from Agion Technologies
- As an integral part of the finish coating, MicroShield lasts for the life of the hardware
- MicroShield coating permanently suppresses the growth of bacteria, algae, fungus, mold and mildew. It is effective against a broad spectrum of bacteria.
- Non-toxic and completely safe. The Agion antimicrobial compound is EPA and NSF approved and FDA listed for use in medical and food preparation equipment.
- Applications: Anywhere there is need for a clean environment (hospitals, laboratories, schools, medical centers, daycare, food processing etc.)










The Agion antimicrobial is not intended as a substitute for good hygiene. Coated products must still be cleaned to ensure the surfaces will be free of destructive microbes. ASSA ABLOY makes no representations or warranties, express or implied, as to the efficacy of the Agion antimicrobial. A copy of the Agion warranty is available upon request. Agion is a registered trademark of Agion Technologies, Inc., Wakefield, MA, USA.

Finishes (cont.)

PE80 Series Exit Device

Trim Finishes

Sargent	ANSI/BHMA	Description	
03	605	Polished brass, clear coated	
04	606	Satin brass, clear coated	
09	611	Polished bronze, clear coated	
10	612	Satin bronze, clear coated	
10B	613	Oxidized bronze, oil rubbed	
10BE	613E	Dark oxidized satin bronze, equivalent	
10BL	614	Oxidized satin, bronze, clear coated	
14	618	Polished nickel, clear coated	

Sargent	ANSI/BHMA	Description	
15	619	Satin nickel, clear coated	
26	625	Polished chrome	
26D	626	Satin chrome	
32	629	Polished stainless steel	
32D	630	Satin stainless steel	
BSP	—	Black suede powder coat	
WSP	—	White Suede powder coat	

Notes:

- FLW and FSW are not available in 32 or 32D.
- Pulls and thumb piece trims are not available in 14, 15, 26 or 26D except FLW and FSW which are available in 14 and 15.

Cylinder Finishes

Trim Finish	Cylinder/Core*
03, 04, 09, 10, 10B, 10BE, 10BL, 20D	04
14, 15, 26, 26D, 32D, WSP	15
BSP	BSP

Special Coatings

Description	Option code
Clear Powder Coat	CPC
Microshield [®] antimicrobial coating	SG









Copyright © 2023-2024, SARGENT Manufacturing Company. All rights reserved. Reproduction in whole or in part without the express written permission of SARGENT Manufacturing Company is prohibited. Patent pending and/or patent www.assaabloydss.com/patents.

90894 06/24

Finishes (cont.)







PE80 Series Exit Device

Mixed Finishes

SARGENT	Rail Mount, Chassis Cover, End Cap, Dogging Scalp, Insert	Pushbar	
10B04	Oxidized bronze, oil rubbed	Satin brass, clear coated	
32DBSP	Satin stainless steel	Black suede powder coat	
32DERD*	Satin stainless steel	Red powder coat	
BSP04	Black suede powder coat	Satin brass, clear coated	
BSP09	Black suede powder coat	Polished bronze, clear coated	
BSP32D	Black suede powder coat	Satin stainless steel	
BSPERD*	Black suede powder coat	Red powder coat	
WSPBSP	White suede powder coat	Black suede powder coat	

* Available with AL- only

Shim Kit Finishes

SARGENT	ANSI/ BHMA	Description		SARGENT	ANSI/ BHMA	Description	
EB	690	Sprayed bronze enamel or polyester powder coated to match finish 10B		EP	691	Sprayed bronze enamel or polyester powder coated to match finish 10	
ED	693	Sprayed black enamel or polyester powder coated to match finish 20D		EAB	696	Bronze enamel or polyester powder coated to be used with brass finishes	
EN	689	Sprayed aluminum enamel or polyester powder coated		ERD		Red powder coat	

How to Order

PE80 Series Exit Device

Options (Cylinder/Mechanical)	Device Type	Function	Rail Size	Trim	Finish - Trim	Hand	Optional Strike	Finish - Device	Door Width	Opening Height	AFF
56-	HC-PE87	10	F	WEL	15	RHR	655	32DBSP	36	Specify	Specify

Options - Cylinder
See page 99-101

Options - Mechanical & Electrical	
12-	Fire Rated
14-	Dropdown Bottom Latchbolt (PE8700 only)
16-	Cylinder Dogging
23-	Mortise Strike (908 strike)
31-	Thick Doors
36-	Security Fasteners
53-	Latch Bolt Monitoring
W53-	Weather Resistant Latchbolt monitoring swith (not available with 59-option)
54-	Lever Monitoring
W54-	Weather Resistant Lever monitoring swith (not available with 59-option)
55-	Rail Monitoring
W55-	Weather Resistant Request to exit - signal switch in rail (not available with 59-option)
55-ERM-	Double Touchbar Monitoring
55-ERM-	Double touchbar monitoring
56-	Electric Latch Retraction
HK-	Electrified Exit Device with Manual Hex Key Dogging
58-	Electric Dogging
59-	Self Contained Delayed Egress
5CH-	5lb Pressure Release
76-	Knurling - Milled Outside Lever
85-	Abrasive Strip on Rail
86-	Abrasive Coating on Outside Lever
87-	Abrasive Strip on Rail & Abrasive Coating on Outside Lever
AD-	Aluminum Doors
AL-	Alarmed Exit
CPC-	Clear Powder Coat
FM-	FEMA Rated
GL-	Guarded Latch
HC-	Hurricane Rated
LC-	Less Cylinder
LD-	Less Dogging
MD-	Metal Doors
NB-	Less Bottom Rod
OL-	Overlap End Cap
PL-	Photoluminescent
SG-	MicroShield
TB-	Thrubolts
WD-	Wood Doors
WH-	Weep Holes
WR-	Wire Harness
WS-	Windstorm Rated

Device	
PE83	Mortise - Narrow Stile
PE84	CVR - Narrow Stile
PE85	Rim - Narrow Stile
PE86	CVR - Wide Stile
PE87	SVR - Wide Stile
PE88	Rim - Wide Stile
PE89	Mortise - Wide Stile

Function	
04	Night latch-key retracts latch
06	Key unlocks trim
10	No outside operation
13	Key outside unlocks/locks trim
15	Passage only
16	Key outside retracts latch; key inside unlocks/locks o/s trim
28	Passage only
40	Freewheeling trim - no outside operation (dummy trim)
43	Freewheeling trim - key outside unlocks/locks trim
44	Freewheeling trim - key retracts latch
46	Freewheeling trim - key unlocks trim
62	Key unlocks thumbpiece
63	Key outside unlocks/locks thumbpiece
66	Key outside retracts latch; key inside unlocks/locks trim
73	Electrified lever trim - fail safe power off, unlocks lever
74	Electrified lever trim - fail secure power off, locks lever
75	Electrified lever trim - fail safe power off, unlocks lever
76	Electrified lever trim - fail secure power off, locks lever
88	Multi-Function Exit Device (PE8800 only)
93	Decorative, Static Pushbar
95	Active Dummy Rail

Rail Size	
E	26" to 32" (66 cm to 81 cm)
F	32.5" to 36" (84 cm to 91 cm)
J	36.5" to 42" (94 cm to 107 cm)
G	42.5" to 48" (110 cm to 122 cm)

Trim	
FLL/FSL	Pull Trim
FLW/FSW	Pull Trim
MAL/MSL	Pull Trim
STS	Pull Trim
PTB/PSB	Pull Trim
802-PTB	Cover Plate
821	No Protective Lip & No Cylinder
824	Protective Lip & Cylinder
826	No Protective Lip & Cylinder
827	Protective Lip & No Cylinder
862	10" Pull (4" wide)
863	18" Pull
864	10" Pull (3-1/2" wide)
P700 NEX	Narrow Stile Lever Trim
P700 WEX	Wide Stile Lever Trim
P100	CVR Auxiliary Control
P300	SVR Auxiliary Control
Levers	See pages 78-83

Finish - Trim (See page 114)	
------------------------------	--

Hand	
LHR	Left Hand Reverse
RHR	Right Hand Reverse

Strikes	
604	Wear plate
606	Bottom strike
613	Half mortised strike
624	Bottom strike
639	Top strike
640	Top and bottom strike
642	Mortised strike
644	Door pairs w/o mullion
646	Top strike
649	Surface strike
650	Top strike
652	Top and bottom strike
653	Bottom strike
654	Top strike
655	Bottom strike
656	Surface strike
657	Blade stop strike
658	650A mullion strike
659	Top strike
C908	Curved lip strike
815	Open back strike
908	Flat lip strike

Finish - Device (See page 113 and 115)	
--	--

Door Width	
Specify	

Opening Height	
Specify	

AFF	
Specify	

Status Indicators	
18-	Passive Dogging Indicator
49-	Trim Status Indicator
V01	Single Indicator Outside - Unlocked/Locked - Green/Red
V03	Single Indicator Inside - Icons Only - Green/Red
V04	Single Indicator Inside - Unlocked/Locked - White/Red
V06	Single Indicator Inside - Icons Only - White/Red
EMB	Inside Engraving with "Lock" and Directional Arrow
V01F	Single Indicator Outside - Ouvert/Fermé - Green/Red

How to Order (cont.)

PE80 Series Exit Device

How to Order with Gramercy Series Levers

Gramercy Lever information															
Options	Series	Function	Rail Size	Trim	Trim Finish	Lever	Trim - Finish			Hand	Optional Strike	Device Finish	Door Width	Opening Height	AFF
						Leather insert	Bright stainless steel with brown leather			RHR RH, LHR, or LH				For vertical rod devices	Above Finished Floor
10-	PE87	73	F	B	BSP	RAL	29	BN	29	RH	655	32D	36"	84"	39-5/8"

Architectural Specifications

PE80 Series Exit Device

- A. Exit devices shall be PE80 Series push rail devices as manufactured by SARGENT Manufacturing Company, New Haven, CT.
- B. Exit devices shall be certified to meet or exceed the requirements of ANSI/BHMA A156.3 Grade 1.
- C. Exit devices shall be listed by Underwriters Laboratories for panic and bear the UL label for life safety in full compliance with NFPA 80 and NFPA 101. Exit devices for fire labeled doors shall be UL listed as "Fire Exit Hardware".
- D. Exit Devices shall be certified to meet the requirements of ANSI/BHMA A156.41, Door Hardware Single Motion To Egress.
- E. Provide standard hex key dogging on non fire-rated exit devices, with cylinder dogging (i.e., SARGENT 16- option) as an option.
- F. Exit devices shall comply with UL 10C positive pressure requirements.
- G. Construction:
 - 1. Chassis shall be of heavy duty cast design with one piece drawn nonferrous removable covers matching the material of the push and mounting rails.
 - 2. Stamped steel chassis are not acceptable.
 - 3. Mounting rails shall be formed from a single piece of stainless steel, brass or bronze no less than 0.060 inches thick.
 - 4. Push rails shall be constructed of 0.060 inch thick material in the same manner as the mounting rail. Painted or anodized aluminum shall not be considered heavy duty and are not acceptable.
 - 5. Metal end caps shall be formed from the same base metal as the push and mounting rails.
 - 6. No visible fasteners on the rail, including top, bottom and back of the rail.
 - 7. No visible plastic
 - 8. Hex key dogging must be hidden.
 - 9. The exit device must not have any catchpoints.
 - 10. Provide center case adjustability for CVR.
 - 11. End caps shall be either flush or overlapping and be manufactured from stainless steel, brass, or bronze using matching architectural finishes. The end cap mounting bracket should be manufactured from steel.
 - 12. Easy wire routing, available for retrofit to existing or new holes
- H. Exit devices shall have a maximum of 3.1 inches projection from the face of the door in the non-dogged position.
- I. The design of the exit device shall eliminate the necessity of removing the device from the door for standard maintenance or keying changes.
- J. The device chassis shall be mounted and operable without the need of the rail or the chassis cover.
- K. Trim shall be through-bolted through the door.
- L. Devices shall be available with matching trim for both wide and narrow stile doors, including electrified functions when required.
- M. Exit device operating lever trim shall withstand 1000 inch pounds of torque without allowing access.
- N. Lever trim shall be available in architectural finishes and designs to match that of the locksets specified.
- O. Provide electrified exit devices with ElectroLynx® standardized plug connectors to accommodate up to twelve wires.
- P. Plug connectors shall plug directly into ElectroLynx® through-door wiring harnesses for connection to electric transfer hinge and power supplies.
- Q. Provide sufficient number of concealed wires to accommodate electric function of specified hardware.
- R. Exit devices shall have a ten year limited warranty.

Additional Resources

PE80 Series Exit Device

SARGENT ASSA ABLOY

ANNOUNCEMENT

Price Book No. 37

USA & Canada Prices Effective September 19, 2022

THIS PRICE BOOK SUPERSEDES AND TAKES PRECEDENCE OVER ANY OF OUR PRODUCT CATALOGS IN TERMS OF PRODUCT AVAILABILITY.


CONTACT SARGENT MANUFACTURING CO. FOR PRICES AND AVAILABILITY OF NON-STANDARD AND SPECIAL ITEMS NOT LISTED IN THIS PRICE BOOK

Experience a safer and more open world

Price Book

SARGENT ASSA ABLOY

PE80 Series Exit Device Parts Manual



WARNING
This product can require you to load which is known to the state of California to cause cancer and birth defects or other reproductive harm. For more information go to www.PDSargent.com.

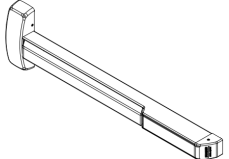
Experience a safer and more open world

Parts Manual

SARGENT ASSA ABLOY

Installation Instructions

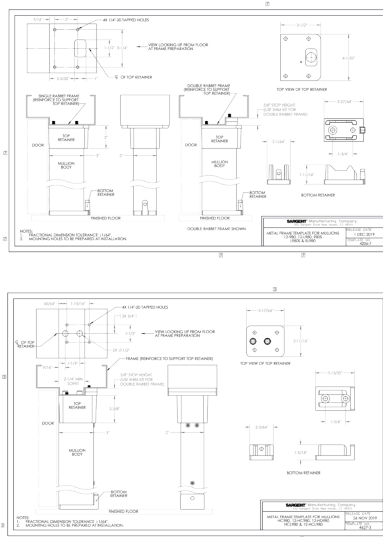
Dummy Rail
PE8893 & PE8895 Exit Devices



WARNING
This product can require you to load which is known to the state of California to cause cancer and birth defects or other reproductive harm. For more information go to www.PDSargent.com.

Experience a safer and more open world

Installation Instructions



Templates

April 2023

SARGENT ASSA ABLOY

PE80 Series Exit Device Frequently Asked Questions

90941

Can I retrofit PE80 Series with device to my existing 80 Series exit device opening?
Yes, the SARGENT PE80 Series mounting holes are the same as the existing 80 Series for seamless upgrading.

Does the PE80 Series with device offer the same mechanical and electrical options as the existing 80 Series exit device?
Yes, but the PE80 Series offers additional options including Linear Monitoring (SL), Overlap End Cap (OL), Passive Chipping Indicator (CI), and more.

Does the PE80 Series with device have the same Windstorm ratings as the 80 Series?
Yes, the PE80 Series has the same windstorm ratings as the 80 Series.

What functions are available with the PE80 Series with device?
The PE80 Series offers the same functions as the 80 Series with device.

Can I cut my PE80 Series with device to size in the field?
Yes, you can cut the rails to size in the field by using the new cutting guide included in the installation instructions. However, it is recommended that devices are ordered for the proper door size and cut at the factory.

All devices with Alarm (AL) and Delayed Egress (E) options should be ordered for the proper door size and cut at the factory. It is not recommended to cut devices with these options in the field.

Experience a safer and more open world

Frequently Asked Questions



Technical Support
1-800-727-5477
[Live Chat](#)

The ASSA ABLOY Group is the global leader in access solutions. Every day, we help billions of people experience a more open world.

ASSA ABLOY Opening Solutions leads the development within door openings and products for access solutions in homes, businesses and institutions. Our offering includes doors, frames, door and window hardware, mechanical and smart locks, access control and service.

SARGENT[®]

ASSA ABLOY

SARGENT Manufacturing Company
100 Sargent Drive
New Haven, CT 06511 USA
800-727-5477
www.sargentlock.com

Founded in the early 1800s, SARGENT[®] is a market leader in locksets, cylinders, door closers, exit devices, electro-mechanical products and access control systems for new construction, renovation, and replacement applications. The company's customer base includes commercial construction, institutional, and industrial markets.

Copyright © 2023-2024, SARGENT Manufacturing Company. All rights reserved. Reproduction in whole or in part without the express written permission of SARGENT Manufacturing Company is prohibited. Patent pending and/or patent www.assaabloydss.com/patents.

90894 06/24