



PRICE LIST 24

EFFECTIVE NOVEMBER 1, 2023



FIERCELY INDEPENDENT, SINCE 1949



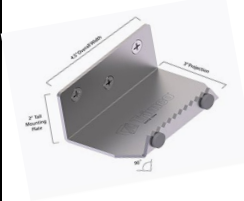
We make a difference by innovating, designing, and manufacturing products that make our world safer, healthier, more accessible, and fashionable.





Hands-Free Solutions

Ultimate Foot Pull



- UFP - Ultimate Foot Pull
- Multiple Finishes Available
- For Pricing Info see Page 4

Ultimate Pulls



- Utilizes 1135 Ultimate Grip
- Available in Standard & Heavy-Duty
- For Pricing Info see Page 35

1562 Hospital Latch



- Multiple Functions
- Available in Tubular & Mortise
- For Pricing Info see Page 48



- Utilizes 1135 Ultimate Grip
- Multiple Plate Sizes & Finishes Available
- For Pricing Info see Page 52

Ultimate Countertops



- UCT1 Configurable Desk Pads
- Available in Standard & Heavy-Duty
- For Pricing Info see Page 5



- UCT2 Custom Countertop
- Available in Standard & Heavy-Duty
- Fully Customized fit



- 1135 Ultimate Grips
- Can be Mounted Up or Down
- For Pricing Info see Page 40

AP330 Series



- AP330 Series
- Adjustable Standoffs
- Patented
- For Pricing Info see Page 10

Slide Lock



- Ultimate Slide Lock
- EZ Retrofit for Standard Door Prep
- Ultimate Durability
- Patented
- For Pricing Info see Page 1

HOW TO USE THIS PRICE LIST

1. Printed versions of this price list are for reference only. Please visit www.trimcohardware.com for the most recent revision.
2. Pricing is as indicated for standard finishes. 605, 613, 613E, 622, 316P, 316S, 625, 626, 628, 629, and 630. Additional finishes are available as shown below. If a price is not shown for a particular finish, it may be available at the special price or by special quotation if quantities warrant. Minimum quantities may apply.
3. As a matter of convenience, those items commonly stocked are marked with a box surrounding the price. We will attempt to have the boxed items in-stock.
4. Items formerly offered, but not in this price list may be available by special order and quotation only, provided basic materials & tooling are available.
5. When ordering, please use numbers and finishes as indicated in price list. It will expedite the entering of your order, and reduce the chance of error due to incorrect interpretation.
6. Some products are marked with the following logos:



Products with a UL listing.



Products that meet ADA requirements.



Products that can be manufactured with Healthy Hardware bactericidal copper alloys.

AVAILABLE FINISHES

<u>U.S. Govt.</u>	<u>BHMA</u>	<u>Description</u>
	316P	316 Bright Stainless Steel
	316S	316 Satin Stainless Steel
	600	Prime Coat - Grey
	600W	Prime Coat - White
US3	605	Polished Brass, clear coated
US3NL*	499	Polished Brass, no lacquer
US4	606	Satin Brass, dull, clear coated
US5*	609	Satin Brass, blackened, relieved, clear coated
US7*	610	Satin Brass, blackened, bright relieved, clear coated
US9*	611	Polished Bronze, clear coated
US10*	612	Satin Bronze, clear coated
US10B	613	Dark Oxidized Satin Bronze, Oil Rubbed
US10BE	613E	Dark Oxidized Satin Bronze (Equivalent)
US11*	616	Satin Bronze, blackened, satin relieved, clear coated
US15*	619	Satin Nickel Plated, clear coated
US15A*	620	Satin Nickel, blackened, relieved, clear coated
US19*	622	Matte Black
US26	625	Bright Chrome plated over nickel
US26D	626	Satin Chrome plated over nickel
US28	628	Satin Aluminum, clear anodized
US32	629	Bright Stainless Steel
US32D	630	Satin Stainless Steel
	630TG	Trimguard Antimicrobial Coating
	313	Dark Bronze anodized Aluminum
	335	Black anodized Aluminum
	710CU	Healthy Hardware - Steralloy (Silver Color)
	RPC	Red Powder Coat

**613/US10B,
499/US3NL & 710CU**
are true "living"
finishes and will patina
over time. Due to the
natural and expected
changes, these finishes
are not warranted.



Finishes with asterisks (*) are considered "Special" and are available upon request at the following prices (minimum will apply):

10 or more pieces: pricing in "Special Finishes" column

Less than 10 pieces: pricing at 2x "Special Finishes" column

Some finishes are available on limited products. \$1000 minimum NET or \$500.00 Minimum NET set-up charge.

Lifetime finishes are available by quotation.

The lacquer finish on any brass or bronze product is not guaranteed. We suggest that these products be ordered without lacquer but be polished and waxed.

ORDER ACCEPTANCE CONDITIONS

Freight Policy:

- Full freight is allowed on orders of \$1,499 or more, NET billing within continental U.S.. **Canada-** \$3,000 or more. Other freight arrangements are available. TRIMCO retains the right to select the carrier. **Hawaii/Alaska** - Trimco pays freight on all orders of \$2,500 or more. This includes ocean and delivery charges. Orders less than \$2,500, customer pays all freight charges. **Mexico-** Trimco pays freight on all orders of \$1,749 or more (up to the U.S. border), customer pays balance from there on. **Puerto Rico-** Trimco pays ground, ocean and island delivery on all orders of \$3,500 or more. Orders of \$1,749 to \$3,499, Trimco pays ground continental U.S. only & customer pays ocean & island delivery charges. Less than \$1,749 customer pays all freight charges. **Others (Europe, Saudi Arabia, Japan, England, India, China Egypt, Etc.) Customer pays ALL freight charges.**
- Oversized items must be shipped LTL. Minimum freight.

Terms:

- Terms are 1% 10, NET 30 days. Interest at the rate of 1.5% per month charged on overdue accounts.

Minimum:

- The minimum charge is \$100.00 NET per invoice. The minimum online order is \$50.00 NET per invoice. Orders less than the stated minimum will have a \$20.00 NET processing fee added.
- Minimum order quantity for custom products including Mastercraft Bronze is 10 pieces.

Packing, Handling & Invoicing:

- All shipment and delivery dates on acknowledgements are estimates only. We will not be liable for air freight or other charges if goods are not shipped on estimated date.
- For the service of itemizing and marking items by door number, 5% of NET invoice will be added to the total cost.

Returns:

- Returned goods will not be accepted unless the amount is over \$100.00 NET and is authorized in writing by TRIMCO. All returned goods are subject to a minimum 40% charge for restocking and/or refinishing. Special or custom-made products including units that are modified from standard units cannot be returned for credit. Exceptions to this policy will not be granted. Customer covers freight.
- Not returnable: AP Series Architectural Pulls, Push bars, Push/pull bar sets, 612, 613 & special finishes, and custom products.

Discrepancies:

- Quantity and pricing discrepancies; Trimco must be notified of quantity or pricing discrepancies within 30 days of invoice date.

Cancellations:

- While we will attempt to comply with customer's telephone or written change orders and/or cancellations, we cannot guarantee that the change can be accomplished before shipment. Appropriate handling charges on returns will be assessed if the order has been shipped before processing a change order request. Special or custom orders may not be cancelled after a 3 working days period following date of acknowledgement. A cancellation charge of up to the price of the product will be made on any special or custom-made items cancelled after such 3-day period.

Restocking Fees:

- a. 40% for standard items
- b. 50 to 75% for FOCAL Pulls (in some cases not returnable - check with CSR)
- c. 50 to 75% for all Engineered Products:
 - Automatic and Semi-automatic Flushbolts, coordinators, Hospital latches & 3900 Double bolts.

Pricing Misc:

- Items are priced individually unless otherwise indicated.
- Invoiced price will be that which is in effect at time the order is received by TRIMCO, unless covered by a valid quotation.
- All prices are subject to change or withdrawal without notice.
- Special finishes listed on the previous page, are available and priced in the price list. Special finishes not listed are available by quote only. Minimum quantities may apply.
- No Credit will be allowed beyond 90 days after invoice date.
- We will not accept after purchase labor charges.
- We reserve the right to make product changes without notice.
- Special bends on kick, mop or armor plates, by quotation only:
 - Type WA-A, WA-C, WA-B, WA-D, WA-E.

Send Orders to csr@trimcohardware.com

WARRANTY DISCLAIMER; EXCLUSIVE REMEDY

TRIMCO (the "Company") WARRANTS THAT OUR PRODUCTS ARE GENERALLY FIT FOR THE PURPOSE FOR WHICH THEY WERE DESIGNED. PROPERLY SELECTED, PROPERLY INSTALLED AND NOT ABUSED IN USE, THEY WILL SERVE THE PURPOSE FOR WHICH THEY WERE INTENDED. WE DO NOT WARRANT THE MERCHANTABILITY OF OUR PRODUCTS, nor do we offer any other warranty of any kind, expressed or implied, and the customer may not extend any warranty on our behalf to anyone. Any such unauthorized extensions shall be the customer's responsibility. By purchasing products from Trimco you are agreeing to be bound by the terms of this limited warranty. Subject to the limitations of liability are set forth below, Trimco provides a limited warranty to the original purchaser for its products as further described herein.

Category	Warranty Period <i>(from the date of shipment)</i>
Push & Pulls Plates, Pulls, Push Bars, Architectural Pulls, Flush Pulls, Cabinet Pulls, Edge Guards, Protection Plates, Anti-Vandal Pulls, Foot Pulls, Signage	Limited Lifetime*
Door, Wall, Floor Stops & Holders	Limited Lifetime*
Coordinators, Auto/Semi-Auto Flush Bolts, Hospital Latches, Pocket Door Locks, Barn Door locks, Urban, Mortise Lock Trims, Drop-Ring Flush Pulls, Slide Lock	1-Year*
Identity Hardware	1-Year*
Lockdown Hardware	1-Year*
Door Accessories Including Viewers, Knockers, Door Guards	Limited Lifetime*

*See Page iii For Finish Warranty

Trimco warrants only to Customer that the products will be free from defects in material and workmanship for the period stated below from the date of shipment of products. The warranty does not cover, and Trimco will not be liable for: (i) products used for purposes not designed or intended; (ii) products which have been used in violation of written instructions provided by Company to Customer; (iii) products which have been subject to improper temperature, humidity, or other environmental conditions; (iv) products that are defected or damaged from improper installation; (v) products repaired or altered without Company's prior written consent; (vi) products that lack of proper maintenance; (vii) products that lack of or improper inspection or testing; (viii) acts of God; (ix) products that have been improperly stored; (x) ordinary wear and tear; (xi) misuse, abuse, accidents or negligence of products; (xii) products that have been serviced without Company authorization; (xiii) shipping and handling; (xiv) products used with unauthorized products or parts; (xv) improper product selection or specification.

In no event shall the Company be liable to the customer in warranty, contract, strict liability or otherwise for any damages alleged to be caused by one or more of our products, beyond the cost to the customer of the subject product or products, refund of the purchase price being the customer's sole and exclusive remedy against us upon proof of any alleged claim. Incidental and consequential damages, including labor costs relating to installation or removal, shall not be our liability, and customer shall not have remedy against us for such damages, this sole and exclusive remedy for a proven claim having been stated above. Unless noted, all materials and finishes meet ANSI/BHMA standards at time of shipment. We do not warrant finishes exposed to hostile environments.

Customer is responsible for determining the suitability of our products for customer's use or resale, or for incorporating them into objects, or for applications which customer designs, assembles, constructs or manufactures. Customer acknowledges that its obligations to pay Trimco all sums properly invoiced to Customer by Trimco for the products are absolute and unconditional. Customer shall make all payments to Trimco when due hereunder and shall not withhold, delay or condition payment for any reason whatsoever. Customer shall not set-off any amounts due Trimco against any amounts already due from Trimco to Customer and expressly waives any right or claim of set-off.

If a defect is of such nature that reasonable inspection within the time provided herein would not disclose it, then notice of the claimed defect shall be made in writing and delivered to Trimco within ten (10) days after Customer knew or should have known of the defect (but in no event later than the expiration of the Warranty Period); provided, however, that (notwithstanding any provisions hereof to the contrary) Trimco shall not be liable for claimed defects in Products once such Products have been incorporated into a structure. At Trimco's request, Customer will send any allegedly non-conforming Products to Trimco.

Because of variations in atmospheric and climatic conditions, Trimco does not warrant that its products will maintain a "like new" appearance for any length of time, so this warranty does not extend to the appearance of Trimco products.

SPECIAL PRICE INFORMATION

Part	Description	List Price
ADH	Adhesive Application - Push Plate Adhesive Application - Kick Plate Adhesive Application - Armor Plate Abrasive Application	Call for Quote Call for Quote Call for Quote Call for Quote
HB	Beveled Edge - 4 Edges, Heavy Bevel - Kick Plate Beveled Edge - 4 Edges, Heavy Bevel - Armor Plate	19.50 32.50
CSK	Counter Sinking for Kick & Mop Plates, each Counter Sinking for Armor Plates, each	19.50 32.50
CFC	Cut for Cylinder (Push/Pull Plates only)	14.40
CUT-LOUVRE	Cut for Louvre in Kick/Armor Plates	330.00
CUT-MORTISE	Cut for Mortise Lock in Armor/Stretcher Plate	90.00
CUT-ROSETTE	Cut for Rosette in Armor/Stretcher Plate	72.00
CYLT	Cut for T-Turn (Push/Pull Plates only)	14.40
EXP-SHIELD	Expansion Shield (Each)	6.00
EXT-FAST	Corrosion Resistant Fasteners for External Use	12.00
FLUSH MOUNT	Attach Pull to Plate with Threaded Insert	24.00
FR	Full Round (Push/Pull Plates only)	50.40
HO	Hold Open Feature for 1260's	48.00
PREP-COORD	Prep Coordinator for Exit Device	90.00
PREP-SURFMOUNT	Prep for Surface Mounting	72.00
RC	Round Corners - Push/Pull Plates	36.00
RC-KP	Round Corners - Kick Plates	45.50
RC-AP	Round Corners - Armor Plates	45.50
ROD-3917	Special Length up to 42" long (Specify)	30.00
SECURITY-SCREW	Spanner, Tek, and Torx Head Screws Each	6.50
SEX-BOLT-1420	Sex Bolt 1/4-20 x 1-1/2", each	10.50
SEX-BOLT-0832	Sex Bolt 8-32 x 1/2", each	10.50
SP-GRIPS	Adapt Plate for Pull/Grip	24.00
SP-KNURL	Knurled Application	180.00
SP-MOUNT	Special Mounting	42.00
SP-SCREW	Special Screws	30.00
UL	UL Label - Protection Plates	23.50
ULS	UL Stamp - Protection Plates	36.50

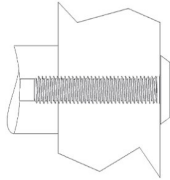
NOTE: If more than one hole in plate, call for quote.

MOUNTING METHODS AND PRICING

LIST PRICE ADDER PER LOCATION FOR NON-STANDARD MOUNTING

E - Mount

Price: Standard Mounting

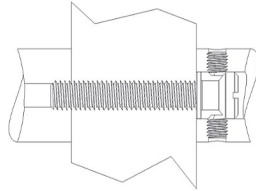


Thru-bolt & Finish Washer

3/4" Dia. or Less: 1/4-20 Thread
1" Dia. or More: 5/16-18 Thread
Right Hand Thread (RHT) Standard
Left Hand Thread (LHT) Add: \$16.00/Loc.
3/18-16 Add: \$16.00/Location

G - Mount*

Price: \$13.00/Location

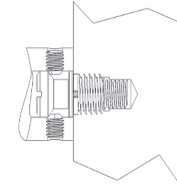


Back-to-Back

Threaded Shoulder Bolt & Set Screws (x2)
3/4" Dia. or Less: 1/4-20 Thread
1" Dia. or More: 5/16-18 Thread
Special Shoulder Bolts Add: \$25.00/Location

J - Mount

Price: \$13.00/Location

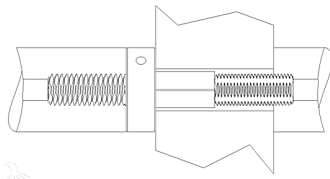


Concealed Mounting

(Shown with Bushing)
Threaded Shoulder Bolt & Set Screws (x2)
3/4" Dia. or Less: 1/4-20 Thread
1" Dia. or More: 5/16-18 Thread
Specify Riv-Nut or Bushing if required.
Special Shoulder Bolts Add: \$25.00/Location

L - Mount*

Price: \$47.00/Location

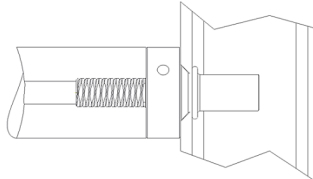


Back-to-Back Concealed Mounting

Spanner Turning Washer & Stud
For Round Bases
Specify Metal, Wood or Glass Doors.

M - Mount

Price: \$47.00/Location

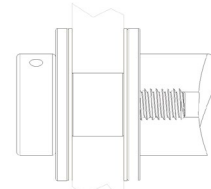


Concealed Mounting

(Shown with Riv Nut)
Spanner Turning Washer - Single Mount
For Round Bases
Specify Metal or Wood Doors.

N - Mount

Price: \$30.00/Location




Thru-bolt with Flow-thru Button

Single Mount for Round Bases
Right Hand Thread (RHT) Standard
Left Hand Thread (LHT) Add: \$30.00/Loc.
Specify Metal, Wood or Glass Doors.

W - Mount

Price: \$13.00/Location



Glass Door Kit

Includes clear spacer, (2) back plates & (2) felt washers
Specify glass thickness & hole diameter
Requires mounting kit (i.e. N-Mount)

Riv-Nut

Price: \$9.00/Each

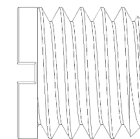


Riv-Nut

For J or M Mounting on Aluminum Doors
R3: 1/4-20 Thread
R4: 5/16-18 Thread
R5: 3/8-16 Thread

Bushing

Price: \$9.00/Each



Wood Thread to Machine Thread

For J or M Mounting on Wood Doors
B3: 1/4-20 Thread
B4: 5/16-18 Thread
B5: 3/8-16 Thread

*G and L Mounts are sold as Back-to-Back sets. Therefore, two pulls will be charged on each order if G or L Mounts are specified.

MOUNTING KITS

FASTENER KITS

1 KIT PER MOUNTING LOCATION

Door		Mounting Type					
Grip Dia.	Thickness	E	G	J	L	M	N
3/4"	3/8"-1/2"	E2.X	G2.X	J2.X	L31.6YY	M34.6YY	N23.6YY
3/4"	1-3/8"	E3.X	G3.X	J2.X	L32.6YY	M37.6YY	N33.6YY
3/4"	1-3/4"	E4.X	G4.X	J2.X	L32.6YY	M37.6YY	N43.6YY
3/4"	2"	E1.X	G6.X	J2.X	L32.6YY	M37.6YY	N22.6YY
3/4"	2-1/4"	E5.X	G5.X	J2.X	L33.6YY	M37.6YY	N53.6YY
3/4"	2-1/2"	E6.X	G11.X	J2.X	L33.6YY	M37.6YY	N32.6YY
3/4"	3"	E12.X	G12.X	J2.X	L34.6YY	M37.6YY	N52.6YY
1"	3/8"-1/2"	E7.X	G7.X	J7.X	L41.6YY	M47.6YY	N24.6YY
1"	1-3/8"	E8.X	G8.X	J7.X	L42.6YY	M47.6YY	N34.6YY
1"	1-3/4"	E9.X	G9.X	J7.X	L42.6YY	M47.6YY	N44.6YY
1"	2"	E11.X	G13.X	J7.X	L42.6YY	M47.6YY	N60.6YY
1"	2-1/4"	E10.X	G10.X	J7.X	L43.6YY	M47.6YY	N54.6YY
1"	2-1/2"	E13.X	G14.X	J7.X	L43.6YY	M47.6YY	N61.6YY
1"	3"	E14.X	G15.X	J7.X	L44.6YY	M47.6YY	N62.6YY
1-1/4"	3/8"-1/2"	E7.X	G7.X	J7.X	L51.6YY	M57.6YY	N25.6YY
1-1/4"	1-3/8"	E8.X	G8.X	J7.X	L52.6YY	M57.6YY	N35.6YY
1-1/4"	1-3/4"	E9.X	G9.X	J7.X	L52.6YY	M57.6YY	N45.6YY
1-1/4"	2"	E11.X	G13.X	J7.X	L52.6YY	M57.6YY	N63.6YY
1-1/4"	2-1/4"	E10.X	G10.X	J7.X	L53.6YY	M57.6YY	N55.6YY
1-1/4"	2-1/2"	E13.X	G14.X	J7.X	L53.6YY	M57.6YY	N64.6YY
1-1/4"	3"	E14.X	G15.X	J7.X	L54.6YY	M57.6YY	N65.6YY

Finishes: *E-Mount Finishes (.X)* *G & J Mounts* *For L, M & N Mounts, specify finish (.6YY)*
 .1 > 605/606 .4 > 625, 626, 628, 629, 630 For example: .605
 .2 > 611/612 .5 > 613, 613E, 622, 335
 .3 > 613/613E/622
 .4 > 625, 626, 628, 629, 630

W-KITS: GLASS DOOR KITS

1 KIT PER MOUNTING LOCATION

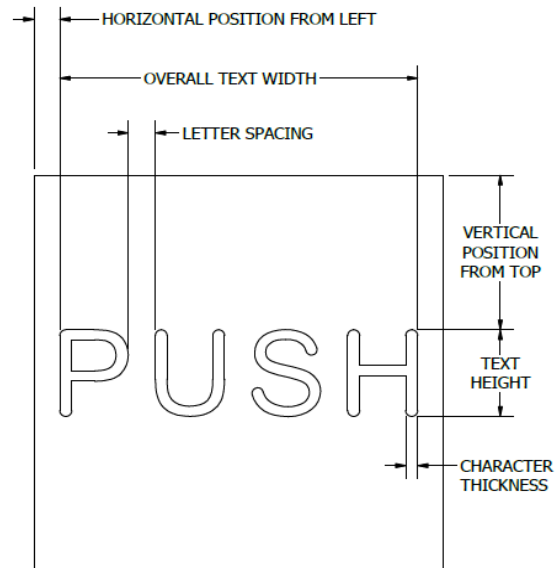
Glass		Mounting Type		
Grip Dia.	Thickness	Dia. of Hole in Glass	G & N Mounting	L Mounting
3/4"	1/2"	1/2"	W1.XXX	W21.XXX
3/4"	1/2"	5/8"	W2.XXX	W22.XXX
3/4"	1/2"	3/4"	W3.XXX	W23.XXX
3/4"	1/2"	7/8"	W4.XXX	W24.XXX
3/4"	3/8"	1/2"	W5.XXX	W25.XXX
1"	1/2"	1/2"	W6.XXX	W26.XXX
1"	1/2"	5/8"	W7.XXX	W27.XXX
1"	1/2"	3/4"	W8.XXX	W28.XXX
1"	1/2"	7/8"	W9.XXX	W29.XXX
1"	3/8"	1/2"	W10.XXX	W30.XXX
1-1/4"	1/2"	1/2"	W11.XXX	W31.XXX
1-1/4"	1/2"	5/8"	W12.XXX	W32.XXX
1-1/4"	1/2"	3/4"	W13.XXX	W33.XXX
1-1/4"	1/2"	7/8"	W14.XXX	W34.XXX
1-1/4"	3/8"	1/2"	W15.XXX	W35.XXX

.XXX- Specify Finish
 For example: 630

ENGRAVING STANDARDS

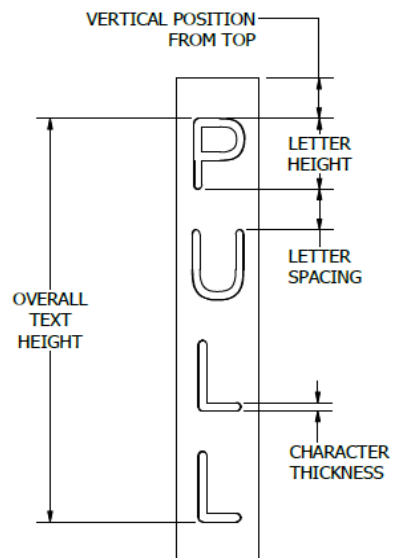
STANDARD ENGRAVING SPECS - PUSH & PULL PLATES

TRIMCO STANDARDS	
FEATURE	SPECIFICATION
TEXT HEIGHT	0.875"
OVERALL TEXT WIDTH	3.50"
INFILL	BLACK
LETTER SPACING	0.266"
HORIZONTAL POSITION	CENTERED
VERTICAL POSITION FROM TOP	2"
FONT	ARIAL
CHARACTER THICKNESS	0.12"
TEXT	"PUSH" or "PULL"
ENGRAVING DEPTH	0.020" MAX








STANDARD ENGRAVING SPECS - PULLS







TRIMCO STANDARDS	
FEATURE	SPECIFICATION
LETTER HEIGHT	0.875"
OVERALL TEXT HEIGHT	5.00"
INFILL	BLACK
LETTER SPACING	0.50"
VERTICAL POSITION FROM TOP	CENTERED
FONT	ARIAL
CHARACTER THICKNESS	0.10"
TEXT	"PUSH" or "PULL"
ENGRAVING DEPTH	0.010" MAX



PULL PLATE COMPONENT CHART

Trimco	Type	Model	Plate	CTC"	Pull Number	Pull Profile	Pull Diameter	
16	Pull Plate		15	5"	1117-1	Cast	Cast	
18	Pull Plate		17	5"	1183-1	Cast	Cast	
51	Pull Plate		50	5"	1117-1	Cast	Cast	
1010	Pull Plate	-2	1001-2	5"	1117-1	Cast	Cast	
		-3	1001-3	5"	1117-1	Cast	Cast	
1012	Pull Plate	-2	1001-2	5-1/2"	1109-1	Cast	Cast	
		-3	1001-3	5-1/2"	1109-1	Cast	Cast	
1013	Pull Plate	-2	1001-2	5-1/2"	1193-1		3/4" Ø	
		-2B	1001-2	8"	1193-2		3/4" Ø	
		-3	1001-3	5-1/2"	1193-1	3/4 Round	3/4" Ø	
		-3B	1001-3	8"	1193-2		3/4" Ø	
1014	Pull Plate	-2	1001-2	6"	1199-1		1" Ø	
		-3	1001-3	6"	1199-1		1/2 Round	1" Ø
		-3B	1001-3	8"	1199-2		1" Ø	
1015	Pull Plate	-2	1001-2	6"	1139-1		1" X 3/8"	
		-3	1001-3	6"	1139-1		1" X 3/8"	
		-3B	1001-3	8"	1139-2		1" X 3/8"	
1017	Pull Plate	-2	1001-2	6"	1194-1		3/4" Ø	
		-2B	1001-2	8"	1194-2		3/4" Ø	
		-3	1001-3	6"	1194-1		Full Round	3/4" Ø
		-3B	1001-3	8"	1194-2		3/4" Ø	
		-3C	1001-3	10"	1194-3		3/4" Ø	
1018	Pull Plate	-2	1001-2	8"	1195-1		1" Ø	
		-2B	1001-2	10"	1195-2		1" Ø	
		-3	1001-3	8"	1195-1		Full Round	1" Ø
		-3B	1001-3	10"	1195-2		1" Ø	
1035	Pull Plate	-1	1001-1	6"	1135	Cast	Cast	
		-2	1001-2	6"	1135	Cast	Cast	
		-3	1001-3	6"	1135	Cast	Cast	

PULL PLATE COMPONENT CHART

Trimco	Type	Model	Plate	CTC"	Pull Number	Pull Profile	Pull Diameter
1056	Pull Plate	-4	1041-4	8"	1139-2		1" X 3/8"
1071-2	Pull Plate	-2	1070-2	8"	58	Cast	Cast
1802	Pull Plate	-4	1807-4	6"	1139-1		1" X 3/8"
		-25	1807-25	8"	1139-2		1" X 3/8"
1804	Pull Plate	-4	1807-4	5"	1117-1	Cast	Cast
1835	Pull Plate	-2	1807-3	6"	1135	Cast	Cast
		-3	1807-4	6"	1135	Cast	Cast
1894	Push/Pull Plate	-3	1807-3	6"	1194-1		3/4" Ø
		-3B	1807-3	8"	1194-2		3/4" Ø
		-4	1807-4	6"	1194-1	Full Round	3/4" Ø
		-4B	1807-4	8"	1194-2		3/4" Ø
1895	Push/Pull Plate	-3	1807-3	8"	1195-1		1" Ø
		-3B	1807-3	10"	1195-2		1" Ø
		-4	1807-4	8"	1195-1	Full Round	1" Ø
		-4B	1807-4	10"	1195-2		1" Ø
1896	Push/Pull Plate	-4B	1807-4	10"	1195-1	 Full Round	1" Ø
1900	Pull Plate		1901	6-1/4"	1136	Cast	Cast
1729	Pull Set	Straight	1740	10"	1194-3		3/4" Ø
1731	Pull Set	Straight	1741	10"	1195-2		1" Ø
1732	Pull Set	Straight	1741	12"	1195-3		1" Ø
1737	Pull Set	Offset	1741	10"	1191-3		1" Ø
1738	Pull Set	Offset	1741	12"	1191-4	Full Round	1" Ø
1746	Pull Set	Straight	1745	18"	1195-6J		1-1/4" Ø
1746-1	Pull Set	Straight	1745	12"	1195-3J		1-1/4" Ø
1747	Pull Set	Offset	1745	18"	1191-5J		1-1/4" Ø
1747-1	Pull Set	Offset	1745	12"	1191-4J		1-1/4" Ø

INDEX BY PRODUCT

PRODUCT NAME	SERIES NUMBER	PRICE LIST PAGE
Anti-Vandal Trim - Tuf-Lok	1090	38-39
Anti-Vandal Trim for Cylindrical Locks	1090	38-39
Anti-Vandal Trim / Pulls	1090	38-39
"Adjustre" Door Stop & Holder	1283	46
Armor Plate	KA	63
Barn Door Latch	1074	37
Cane Bolt	243 / 244	31
Catch 3-Way	802 / 804	32
Closet Ball Catch	1555	48
Concealed Door Pull	1062 / 1063	35
Coordinators and Accessories	3090 / 3092 / 3093 / 3094	53-54
Crash Chain Stop	4048	58
Cremona Bolt	3928	57
Cylinder Pull	1822	52
Deadbolt Only Pull	1822-2	52
Decal Signage	771 / 773	32
Door Guards	4015 / 4016 / 4017	58
Door Knocker	620 / 621 / 625	32
Door Pull - Architectural Pulls		6-28
Door Pull - Varied Styles	Various	29,38,39,47
Door Pull - Classic	Various	29
Door Pull - Offset Entrance (Rd. Bar)	1191	41
Drawer Pull	553 / 562 / 571	31
Dubl-Bolt	3900	55
Dust-proof Strike	3910 / 3911	56
Edge Guards	KE	62
UHF - Ultimate Hands Free Slidelock		1
Finger Guard	K39	62
Round Flush Cup Pull / Drive Mount	1059 / 7059	35,59
Finish Kit - Flushbolts	3830	55
Flushbolt - Corner Mount	3999	57
Flush Pulls	242 / 248 / 1060 / 1061 / 1110 / 1111 / 1113 / 1115	31,35,39,40
Flush Pulls - Spindle Type	1066 / 1067 / 1068	36
Flushbolt - Manual	3913 / 3915 / 3916 / 3917	56
Flushbolt - Automatic, Semi-Automatic	3810 / 3820 / 3815L / 3825L	55
fOCAL Contemporary Architectural Hardware	Various	59-60
Frame Protector	FG8000	60
Handrail Brackets	3405 / 3406	54
Holders	Various	42,44,45
Hooks - Coat and Hat	3070 / 3071 / 3072 / 7010 / 7208	53-59
Hospital Pulls	1134 / 1135	40
Self-Illuminated "EXIT" Kick Plate	10X34.ILLUM.630	63
Kick Plates	K0	63
Ultimate Series	UCT, UFP	4,5

INDEX BY PRODUCT

PRODUCT NAME	SERIES NUMBER	PRICE LIST PAGE
Lockdown Hardware		2
Lock Guard	1082	37
Lock Astragal	5000T / 5001 / 5002 / 5022A	57
Mastercraft	Various	29
Modern Masterpieces	Various	Discontinued
Mop Plates	KM	63
Panic Guards	PG8000	60
Pipe Adapter Strike	1260P	45
Plate, Anchor	1268	45
Pocket Door Pulls	1064 / 1065 / 1069	35,36
Pull Plates - Classic	Various	37
Pull Plates - Varied Styles	Various	29,34,35,52,53
Push Plates	1001 / 1807 / 7001 / 7009	33,59
Push Plates - Classic	Various	29
Push / Pull Latches	1562 / 1563 / 1580 / 1581 / 1591	48-50
Restroom Signage	500	31-32
Risers	1211CL / 1211CH / 1257R	43,45
Roller Latches	1554 / 1559	48
Signage - Engraved	760 / 793	32
Silencers	1229A, 1229B, 1229EL	44
Sliding Door Pull	1064 / 1065 / 1069 / 1074	35-37
Stops	Various	42,43,44,45,59,60
Stretcher Plates	KS	63
Strikes	1559	48
Surface Bolts	3920 / 3921 / 3922 / 3923 / 4800	57-58
Universal Stops	1211	43
urbān	81 / 90	61
Viewers	975 / 976	33
Wall Bumper	1270 / 1275 / 1277 / 1278 / 7276 / 7278	45,46,60



@trimcohardware

www.trimcohardware.com

Refer to Website for the Most up to Date Information Including:

- **Order Forms**
- **Templates**
- **Cut Sheets**
- **New Product Announcements**

Visit:

www.trimcohardware.com



@trimcohardware

www.trimcohardware.com

NOTES



UHF210 Series Ultimate Slide Lock







TRIMCO	DESCRIPTION	630	622/613E	Cu ⁺ 710CU	
UHF-Ultimate Hands Free					
UHF111	183.00				
UHF211 Inswing		642.00	Coming Soon		
UHF212 Outswing		642.00	Coming Soon		
	<p>Note: Only Compatible With 1 3/4" Thick Doors Available With T-Strike or ASA/ANSI Strike</p>				



LDH100 SERIES - LOCKDOWN HARDWARE

LDH100 SERIES: LOCKDOWN HARDWARE

TRIMCO	DESCRIPTION	605/606	690	625	626	Red Powder Coat (RPC)	Special Finishes
<p>PRECISION: APEX 2000 SERIES</p>   <p>LDH100-PHI</p>							
LDH100-PHI	Precision - Lockdown Hardware For use with Apex 2000 Series	270.00	270.00 690 Finish	270.00	240.00	280.00	QUOTE
LDH100-PHI-48-TUBE	Kit for 48" PHI Apex 2000 Devices Includes replacement tube and cotter pin						25.00
<p>DORMA: 9000 SERIES</p>  <p>LDH100-DM</p>							
LDH100-DM	Dorma - Lockdown Hardware For use with Dorma 9000 Series Devices	270.00	270.00 690 Finish	270.00	240.00	280.00	QUOTE
LDH100-DM-48-TUBE	Kit for 48" Dorma 9000 Series Devices Includes replacement tube and cotter pin						25.00
<p>VON DUPRIN: 98/99 AND 33/35 SERIES</p>  <p>LDH100-VD</p>							
LDH100-VD	Von Duprin - Lockdown Hardware For use with 98/99 and 33/35 Devices	270.00	270.00 690 Finish	270.00	240.00	280.00	QUOTE
LDH100-VD-48TUBE	Kit for 48" VD Devices Includes replacement tube and cotter pin						25.00
LDH100-VD-97CAM	Cam Replacement Kit: Pre-1997 Devices Includes replacement cam and cotter pin						25.00
MLDHVD00013	VD replacement end cap bracket						20.00
<p><u>Note(s):</u> Simple one-touch mechanical lockdown for panic devices Cost-effective, aftermarket or new construction solution Does not require a key or hex-wrench to lock down doors Durable construction ADA compliant Easy installation requires no special tools or removal of hardware Works with hex or cylinder dogging devices</p>							





9-SERIES MORTISE LOCKS HEALTHY HARDWARE®

HEALTHY HARDWARE® 9-SERIES MORTISE LOCK TRIMS



CL1 Lever w/ Return



ADA Thumbturn



Sectional						
			Complete Lock & Trims			
Function	Function #	Trims Only	w/PDQ	w/BEST	w/Schlage	w/Corbin Russwin
Half Dummy (no lock body)	01	505.00				
Full Dummy (no lock body)	02	1004.00	-	-	-	-
Passage	10	1004.00	1340.00	1535.00	1769.00	1769.00
Privacy	30	1128.00	1470.00	1663.00	1904.00	1904.00
Entry	51	1128.00	1470.00	1663.00	1904.00	1904.00
Classroom	55	1004.00	1470.00	1535.00	1769.00	1769.00
Storeroom	57	1004.00	1340.00	1535.00	1769.00	1769.00
Privacy w/ Deadbolt	60	1128.00	1470.00	1663.00	1904.00	1904.00
Classroom Security	72	1128.00	1470.00	1663.00	1904.00	1904.00

Escutcheon						
			Complete Lock & Trims			
Function	Function #	Trims Only	w/PDQ	w/BEST	w/Schlage	w/Corbin Russwin
Half Dummy (no lock body)	01	558.00	-	-	-	-
Full Dummy (no lock body)	02	1112.00	-	-	-	-
Passage	10	1112.00	1454.00	1647.00	1888.00	1888.00
Privacy	30	1236.00	1583.00	1777.00	2022.00	2022.00
Entry	51	1236.00	1583.00	1777.00	2022.00	2022.00
Classroom	55	1112.00	1454.00	1647.00	1888.00	1888.00
Storeroom	57	1112.00	1454.00	1647.00	1888.00	1888.00
Privacy w/ Deadbolt	60	1236.00	1583.00	1777.00	2022.00	2022.00
Classroom Security	72	1236.00	1583.00	1777.00	2022.00	2022.00

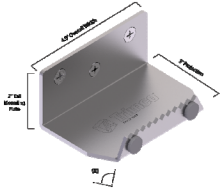


Ultimate Series - Foot Pulls



TRIMCO	DESCRIPTION	316S	622	Cu ⁺ 710CU	
--------	-------------	------	-----	--------------------------	--




UFP-Ultimate Foot Pull

<p>UFP</p>  <p>Healthy HARDWARE BY TRIMCO</p>	<p>Ultimate Foot Pull</p> 	<p>70.00</p>	<p>83.00</p>	<p>127.00</p>	<p>Ask about our Special Program to save on bulk orders.</p>
--	---	--------------	--------------	---------------	--



Ultimate Series - Counter Tops

UCT - Ultimate Counter Tops

<p>UCT1 Ultimate Counter Top</p>  <p><i>UCT1 Desk Pads</i></p>  <p><i>UCT2 Configured</i></p> 	UCT1 LIST PRICE WITH CORK OR ADHESIVE TAPE			
	Shape	Size H x W	Standard Duty .048"	Heavy Duty .105"
	Square	18x18	407.00	877.00
		24x24	699.00	1,533.00
		30x30	1,073.00	2,375.00
	Rectangular	18x24	533.00	1,158.00
		20x34	819.00	-
		24x34	975.00	-
	Non-Standard HxW (Price Per Sq. In.)	<100 Sq. In.	1.70 / Sq. In.	3.50 / Sq. In.
		>100 Sq. In.	1.60 / Sq. In.	3.30 / Sq. In.
	UCT1 LIST PRICE - NO TAPE			
	Shape	Size H x W	Standard Duty .048"	Heavy Duty .105"
	Square	18x18	394.00	863.00
		24x24	675.00	1,509.00
		30x30	1,034.00	2,338.00
	Rectangular	18x24	514.00	1,140.00
		20x34	790.00	-
		24x34	941.00	-
	Non-Standard HxW (Price Per Sq. In.)	<100 Sq. In.	1.70 / Sq. In.	3.40 / Sq. In.
		> 100 Sq. In.	1.50 / Sq. In.	3.20 / Sq. In.
UCT2 - CONFIGURED/CUSTOM COUNTERTOPS				
Must be quoted				



NEW AP SERIES ARCHITECTURAL PULLS

AP100 SERIES: STRAIGHT BENT & MITERED PULLS



PRICE ADDERS - LIST PRICE PER PULL

Mounting Types/Pull	Door Thickness		Engraving		Leather Wrapped		
	E	Standard	0 • Custom	31.25	Single Pull		
G	26.00	1 • 3/8"	No Charge	U • PUSH	62.50		
J	26.00	2 • 1/2"	No Charge	V • PULL	62.50		
L	94.00	3 • 1-3/8"	No Charge	W • Customize	107.00		
M	94.00	4 • 1-3/4"	No Charge	BTB Pulls		All Standard Colors Same Price 18" - 23" 900.00 24" - 35" 1320.00 36" - 48" 1740.00	
N	60.00	5 • 2"	No Charge	X • PUSH/Interior & PULL/Exterior	125.00		
		6 • 2-1/4"	12.50	Y • PULL/Interior & PUSH/Exterior	125.00		
		7 • 2-1/2"	12.50	Z • Customize	214.00		
		8 • 3"	12.50				

Family	CTC Size	605/606	611/612	612E	613	613E	622	625/626	628	629	316P	630	316S	Cu ⁺ 710	Special Finishes
3/4" Diameter - Bent Pulls															
AP111 3/4" Diameter Straight Pulls Bent	18"	130.00	130.00	130.00	130.00	98.00	98.00	130.00	69.00	86.00	111.00	72.00	93.00	186.00	175.00
	24"	225.00	225.00	225.00	225.00	167.00	167.00	225.00	117.00	149.00	194.00	124.00	162.00	322.00	305.00
	36"	381.00	381.00	381.00	381.00	281.00	281.00	381.00	195.00	251.00	326.00	210.00	271.00	541.00	514.00
	48"	534.00	534.00	534.00	534.00	396.00	396.00	534.00	275.00	354.00	459.00	295.00	382.00	762.00	719.00
3/4" Diameter - Mitered Pulls															
AP112 3/4" Diameter Straight Pulls Mitered	8"	499.00	499.00	499.00	499.00	369.00	369.00	499.00	297.00	309.00	402.00	275.00	359.00		673.00
	10"	541.00	541.00	541.00	541.00	401.00	401.00	541.00	324.00	335.00	435.00	298.00	388.00		732.00
	12"	553.00	553.00	553.00	553.00	408.00	408.00	553.00	330.00	341.00	444.00	305.00	396.00		747.00
	18"	651.00	651.00	651.00	651.00	483.00	483.00	651.00	388.00	402.00	523.00	360.00	467.00		879.00
	24"	748.00	748.00	748.00	748.00	553.00	553.00	748.00	447.00	462.00	599.00	411.00	537.00		1,011.00
	36"	959.00	959.00	959.00	959.00	708.00	708.00	959.00	570.00	591.00	768.00	528.00	687.00		1,293.00
48"	1,009.00	1,009.00	1,009.00	1,009.00	744.00	744.00	1,009.00	598.00	622.00	809.00	555.00	720.00		1,361.00	
1" Diameter - Bent Pulls															
AP121 1" Diameter Straight Pulls Bent	24"	308.00	308.00	308.00	308.00	229.00	229.00	308.00	158.00	204.00	266.00	171.00	220.00	440.00	417.00
	36"	523.00	523.00	523.00	523.00	387.00	387.00	523.00	269.00	345.00	448.00	288.00	374.00	746.00	705.00
	48"	737.00	737.00	737.00	737.00	544.00	544.00	737.00	378.00	487.00	633.00	406.00	528.00	1,051.00	993.00
1" Diameter - Mitered Pulls															
AP122 1" Diameter Straight Pulls Mitered	8"	672.00	672.00	672.00	672.00	497.00	497.00	672.00	401.00	416.00	539.00	370.00	482.00		908.00
	10"	728.00	728.00	728.00	728.00	538.00	538.00	728.00	433.00	449.00	584.00	401.00	521.00		981.00
	12"	755.00	755.00	755.00	755.00	558.00	558.00	755.00	450.00	467.00	607.00	417.00	541.00		1,020.00
	18"	838.00	838.00	838.00	838.00	619.00	619.00	838.00	500.00	518.00	673.00	462.00	599.00		1,131.00
	24"	919.00	919.00	919.00	919.00	679.00	679.00	919.00	548.00	567.00	737.00	505.00	659.00		1,242.00
	36"	1,081.00	1,081.00	1,081.00	1,081.00	799.00	799.00	1,081.00	644.00	666.00	867.00	595.00	773.00		1,460.00
48"	1,170.00	1,170.00	1,170.00	1,170.00	865.00	865.00	1,170.00	697.00	723.00	941.00	645.00	838.00		1,580.00	
1-1/4" Diameter - Bent Pulls															
AP131 1-1/4" Diameter Straight Pulls Bent	24"	605.00	605.00	605.00	605.00	448.00	448.00	605.00	310.00	399.00	519.00	334.00	433.00	863.00	816.00
	36"	803.00	803.00	803.00	803.00	593.00	593.00	803.00	412.00	532.00	690.00	441.00	573.00	1,146.00	1,082.00
	48"	1,001.00	1,001.00	1,001.00	1,001.00	740.00	740.00	1,001.00	514.00	662.00	859.00	551.00	716.00	1,429.00	1,351.00
1-1/4" Diameter - Mitered Pulls															
AP132 1-1/4" Diameter Straight Pulls Mitered	8"	843.00	843.00	843.00	843.00	603.00	603.00	843.00	502.00	519.00	675.00	464.00	603.00		1,138.00
	10"	904.00	904.00	904.00	904.00	646.00	646.00	904.00	538.00	558.00	725.00	498.00	647.00		1,221.00
	12"	959.00	959.00	959.00	959.00	686.00	686.00	959.00	571.00	593.00	770.00	528.00	688.00		1,294.00
	18"	1,003.00	1,003.00	1,003.00	1,003.00	718.00	718.00	1,003.00	597.00	620.00	805.00	552.00	718.00		1,354.00
	24"	1,047.00	1,047.00	1,047.00	1,047.00	750.00	750.00	1,047.00	623.00	645.00	838.00	577.00	750.00		1,414.00
	36"	1,133.00	1,133.00	1,133.00	1,133.00	812.00	812.00	1,133.00	674.00	699.00	909.00	624.00	811.00		1,529.00
48"	1,263.00	1,263.00	1,263.00	1,263.00	903.00	903.00	1,263.00	751.00	779.00	1,013.00	695.00	904.00		1,705.00	
1-1/2" Diameter - Mitered Pulls															
AP142 1-1/2" Diameter Straight Pulls Mitered	8"	1,050.00	1,050.00	1,050.00	1,050.00	751.00	751.00	1,050.00	625.00	646.00	840.00	578.00	751.00		1,472.00
	10"	1,080.00	1,080.00	1,080.00	1,080.00	772.00	772.00	1,080.00	642.00	666.00	866.00	595.00	772.00		1,571.00
	12"	1,132.00	1,132.00	1,132.00	1,132.00	810.00	810.00	1,132.00	673.00	698.00	907.00	624.00	811.00		1,689.00
	18"	1,163.00	1,163.00	1,163.00	1,163.00	832.00	832.00	1,163.00	692.00	718.00	933.00	640.00	832.00		1,705.00
	24"	1,199.00	1,199.00	1,199.00	1,199.00	859.00	859.00	1,199.00	714.00	740.00	961.00	662.00	859.00		1,723.00
	36"	1,280.00	1,280.00	1,280.00	1,280.00	918.00	918.00	1,280.00	762.00	789.00	1,027.00	704.00	916.00		1,752.00
48"	1,413.00	1,413.00	1,413.00	1,413.00	1,011.00	1,011.00	1,413.00	840.00	872.00	1,133.00	779.00	1,013.00		1,997.00	



NEW AP SERIES ARCHITECTURAL PULLS




AP200 SERIES: OFFSET BENT PULLS



AP200
Offset Bent Pulls

PRICE ADDERS - LIST PRICE PER PULL

Mounting Types/Pull		Door Thickness		Engraving		Leather Wrapped	
E	Standard	0 • Custom	31.25	Single Pull		All Standard Colors Same Price	
G	26.00	1 • 3/8"	No Charge	U • PUSH	62.50	18" - 23"	900.00
J	26.00	2 • 1/2"	No Charge	V • PULL	62.50	24" - 35"	1320.00
L	94.00	3 • 1-3/8"	No Charge	W • Customize	107.00	36" - 48"	1740.00
M	94.00	4 • 1-3/4"	No Charge	BTB Pulls			
N	60.00	5 • 2"	No Charge	X • PUSH/Interior & PULL/Exterior	125.00		
		6 • 2-1/4"	12.50	Y • PULL/Interior & PUSH/Exterior	125.00		
		7 • 2-1/2"	12.50	Z • Customize	214.00		
		8 • 3"	12.50				

Family	CTC Size	605/606	611/612	613	613E	622	625/626	628	629	316P	630	316S	Cu ⁺ 710	Special Finishes
3/4" Diameter														
AP211  3/4" Diameter Offset Pulls	12"	220.00	220.00	220.00	157.00	157.00	220.00	114.00	152.00	197.00	121.00	158.00	313.00	296.00
	18"	257.00	257.00	257.00	184.00	184.00	257.00	133.00	176.00	229.00	143.00	185.00	366.00	345.00
	24"	353.00	353.00	353.00	253.00	253.00	353.00	181.00	242.00	314.00	195.00	253.00	504.00	476.00
	36"	511.00	511.00	511.00	365.00	365.00	511.00	262.00	351.00	456.00	281.00	365.00	729.00	689.00
	48"	670.00	670.00	670.00	478.00	478.00	670.00	342.00	458.00	596.00	368.00	477.00	954.00	901.00
1" Diameter														
AP221  1" Diameter Offset Pulls	24"	431.00	431.00	431.00	309.00	309.00	431.00	221.00	296.00	384.00	238.00	308.00	616.00	581.00
	36"	660.00	660.00	660.00	473.00	473.00	660.00	339.00	455.00	590.00	364.00	473.00	943.00	893.00
	48"	893.00	893.00	893.00	638.00	638.00	893.00	458.00	613.00	796.00	491.00	637.00	1272.00	1203.00
1-1/4" Diameter														
AP231  1-1/4" Diameter Offset Pulls	24"	682.00	682.00	682.00	488.00	488.00	682.00	350.00	468.00	608.00	376.00	489.00	972.00	920.00
	36"	894.00	894.00	894.00	640.00	640.00	894.00	459.00	614.00	797.00	492.00	640.00	1276.00	1208.00
	48"	1108.00	1108.00	1108.00	793.00	793.00	1108.00	568.00	760.00	988.00	610.00	793.00	1581.00	1494.00



NEW AP SERIES ARCHITECTURAL PULLS

AP300 SERIES: ADJUSTABLE & CONFIGURABLE PULLS (Formerly 1185 Series)



Family	Standoffs	End Cap	OA Size	630	Cu ⁺ 710	Special Finishes
1-1/4" Diameter						
AP311 1-1/4" Diameter Adjustable Ladder Pull Straight Standoffs 0.5" End Caps	Straight	0.5"	18"	390.00	501.00	Call for Quote
			24"	455.00	610.00	
			36"	519.00	717.00	
			48"	584.00	823.00	
			60"	649.00	929.00	
AP312 1-1/4" Diameter Adjustable Ladder Pull Straight Standoffs 1" End Caps	Straight	1.0"	18"	403.00	513.00	Call for Quote
			24"	468.00	625.00	
			36"	532.00	730.00	
			48"	597.00	835.00	
			60"	662.00	942.00	
AP313 1-1/4" Diameter Adjustable Ladder Pull Straight Standoffs 2" End Caps	Straight	2.0"	18"	416.00	527.00	Call for Quote
			24"	482.00	637.00	
			36"	544.00	743.00	
			48"	610.00	850.00	
			60"	675.00	955.00	
AP314 1-1/4" Diameter Adjustable Ladder Pull Offset Standoffs 0.5" End Caps	Offset	0.5"	18"	429.00	541.00	Call for Quote
			24"	494.00	651.00	
			36"	558.00	757.00	
			48"	623.00	862.00	
			60"	688.00	967.00	
AP315 1-1/4" Diameter Adjustable Ladder Pull Offset Standoffs 1" End Caps	Offset	1.0"	18"	443.00	553.00	Call for Quote
			24"	507.00	664.00	
			36"	571.00	769.00	
			48"	636.00	876.00	
			60"	701.00	982.00	
AP316 1-1/4" Diameter Adjustable Ladder Pull Offset Standoffs 2" End Caps	Offset	2.0"	18"	455.00	567.00	Call for Quote
			24"	519.00	678.00	
			36"	584.00	783.00	
			48"	649.00	889.00	
			60"	715.00	994.00	
			72"	778.00	1098.00	


Note: Standoffs are loose and not installed on door pull



PRICE ADDERS LIST PRICE PER PULL	
Mounting Types	
E	No Charge
G	26.00
J	26.00
Door Thickness	
0 • Custom	31.25
1 • 3/8"	No Charge
2 • 1/2"	No Charge
3 • 1-3/8"	No Charge
4 • 1-3/4"	No Charge
5 • 2"	No Charge
6 • 2-1/4"	12.50
7 • 2-1/2"	12.50
8 • 3"	12.50
End Cap Options	
End Cap Finish - Per Pull	
B	605 85.00
C	606 85.00
D	609 85.00
E	611 85.00
F	612 85.00
G	613 85.00
H	628 No Charge
I	629 85.00
J	630 No Charge
K	335 85.00
End Cap Insert - Per Pull	
B	Black 20.00
N	None No Charge
MidPost (add mounting cost)	
P	90.00



NEW AP SERIES ARCHITECTURAL PULLS

AP320 SERIES: ALL-ALUMINUM ADJUSTABLE PULLS



Family	Standoffs	OA Size	628	313	335	Special Finishes
1-1/4" Diameter						
AP323 - All Aluminum 1-1/4" Diameter Adjustable Ladder Pull Offset Standoffs Square Ends 	Offset	18"	164.00	190.00	190.00	Call for Quote
		30"	175.00	201.00	201.00	
		42"	184.00	212.00	212.00	
		60"	218.00	244.00	244.00	
		72"	240.00	268.00	268.00	
		84"	262.00	289.00	289.00	
		96"	285.00	313.00	313.00	
AP324 - All Aluminum 1-1/4" Diameter Adjustable Ladder Pull Offset Standoffs Radius Ends 	Offset	18"	202.00	232.00	232.00	Call for Quote
		30"	213.00	243.00	243.00	
		42"	221.00	256.00	256.00	
		60"	256.00	288.00	288.00	
		72"	278.00	312.00	312.00	
		84"	300.00	334.00	334.00	
		96"	323.00	356.00	356.00	

PRICE ADDERS LIST PRICE PER PULL	
Mounting Types	
E	No Charge
G	26.00
J	26.00
Door Thickness	
0 • Custom	31.25
1 • 3/8"	No Charge
2 • 1/2"	No Charge
3 • 1-3/8"	No Charge
4 • 1-3/4"	No Charge
5 • 2"	No Charge
6 • 2-1/4"	12.50
7 • 2-1/2"	12.50
8 • 3"	12.50
MidPost (add mounting cost)	
P	90.00

Note: Standoffs are loose and not installed on door pull



NEW AP SERIES ARCHITECTURAL PULLS

AP330 SERIES: ADJUSTABLE HANDS-FREE PULL



Family	Standoffs	Length	630	Cu+ 710
1-1/4" Diameter				
AP331 1-1/4" Diameter Straight Standoffs	Straight	19"	538.00	635.00
AP333 1-1/4" Diameter Offset Standoffs	Offset	19"	575.00	672.00

Note: Standoffs are loose and not installed on door pull

PRICE ADDERS LIST PRICE PER PULL	
Mounting Types	
E	No Charge
G	26.00
J	26.00
Door Thickness	
0 • Custom	31.25
1 • 3/8"	No Charge
2 • 1/2"	No Charge
3 • 1-3/8"	No Charge
4 • 1-3/4"	No Charge
5 • 2"	No Charge
6 • 2-1/4"	12.50
7 • 2-1/2"	12.50
8 • 3"	12.50



NEW AP SERIES ARCHITECTURAL PULLS

AP400 SERIES: STANDARD LADDER PULLS (Formerly 1160 & 1170 Series)



PRICE ADDERS - LIST PRICE PER PULL

Mounting Types/Pull		Door Thickness		Engraving		MidPost	
E	Standard	0 • Custom	31.25	Single Pull		P	90.00
G	26.00	1 • 3/8"	No Charge	U • PUSH	63.00		
J	26.00	2 • 1/2"	No Charge	V • PULL	63.00		
L	94.00	3 • 1-3/8"	No Charge	W • Customize	107.00		
M	94.00	4 • 1-3/4"	No Charge	BTB Pulls			
N	60.00	5 • 2"	No Charge	X • PUSH/Interior & PULL/Exterior	125.00		
		6 • 2-1/4"	12.50	Y • PULL/Interior & PUSH/Exterior	125.00		
		7 • 2-1/2"	12.50	Z • Customize	214.00		
		8 • 3"	12.50				

Family	OA Size	605/606	609	611/612	613	613E	622	628	629	316P	630	316S	Cu+ 710	Special Finishes
1" Diameter														
AP411 1" Diameter Straight Standoffs Square Ends	12"	464.00	502.00	502.00	502.00	237.00	237.00	173.00	227.00	295.00	181.00	234.00		580.00
	18"	491.00	531.00	531.00	531.00	271.00	271.00	199.00	259.00	337.00	208.00	270.00		616.00
	24"	519.00	561.00	561.00	561.00	306.00	306.00	225.00	293.00	380.00	234.00	305.00		650.00
	36"	575.00	622.00	622.00	622.00	374.00	374.00	278.00	359.00	465.00	288.00	374.00		718.00
	48"	631.00	681.00	681.00	681.00	444.00	444.00	300.00	426.00	553.00	341.00	444.00		787.00
	60"	665.00	719.00	719.00	719.00	490.00	490.00	335.00	469.00	609.00	377.00	490.00		832.00
	72"	703.00	760.00	760.00	760.00	534.00	534.00	370.00	513.00	665.00	410.00	534.00		879.00
	84"	739.00	799.00	799.00	799.00	579.00	579.00	406.00	555.00	720.00	445.00	579.00		926.00
	96"	774.00	838.00	838.00	838.00	625.00	625.00	440.00	599.00	779.00	482.00	625.00		969.00
AP412 1" Diameter Straight Standoffs Radius Ends	12"	501.00	539.00	539.00	539.00	272.00	272.00	210.00	262.00	332.00	218.00	271.00		617.00
	18"	528.00	568.00	568.00	568.00	308.00	308.00	234.00	296.00	374.00	244.00	307.00		652.00
	24"	556.00	597.00	597.00	597.00	342.00	342.00	261.00	328.00	417.00	271.00	341.00		687.00
	36"	610.00	659.00	659.00	659.00	410.00	410.00	314.00	394.00	502.00	325.00	410.00		755.00
	48"	666.00	718.00	718.00	718.00	481.00	481.00	337.00	462.00	590.00	378.00	481.00		824.00
	60"	702.00	756.00	756.00	756.00	527.00	527.00	372.00	505.00	646.00	413.00	527.00		868.00
	72"	740.00	797.00	797.00	797.00	570.00	570.00	407.00	550.00	702.00	447.00	570.00		916.00
	84"	775.00	835.00	835.00	835.00	616.00	616.00	443.00	591.00	757.00	482.00	616.00		962.00
	96"	811.00	875.00	875.00	875.00	662.00	662.00	476.00	636.00	815.00	518.00	662.00		1004.00
AP413 1" Diameter Offset Standoffs Square Ends	12"	501.00	539.00	539.00	539.00	272.00	272.00	210.00	262.00	332.00	218.00	271.00		617.00
	18"	528.00	568.00	568.00	568.00	308.00	308.00	234.00	296.00	374.00	244.00	307.00		652.00
	24"	556.00	597.00	597.00	597.00	342.00	342.00	261.00	328.00	417.00	271.00	341.00		687.00
	36"	610.00	659.00	659.00	659.00	410.00	410.00	314.00	394.00	502.00	325.00	410.00		755.00
	48"	666.00	718.00	718.00	718.00	481.00	481.00	337.00	462.00	590.00	378.00	481.00		824.00
	60"	702.00	756.00	756.00	756.00	527.00	527.00	372.00	505.00	646.00	413.00	527.00		868.00
	72"	740.00	797.00	797.00	797.00	570.00	570.00	407.00	550.00	702.00	447.00	570.00		916.00
	84"	775.00	835.00	835.00	835.00	616.00	616.00	443.00	591.00	757.00	482.00	616.00		962.00
	96"	811.00	875.00	875.00	875.00	662.00	662.00	476.00	636.00	815.00	518.00	662.00		1004.00
AP414 1" Diameter Offset Standoffs Radius Ends	12"	538.00	576.00	576.00	576.00	309.00	309.00	246.00	299.00	368.00	255.00	308.00		653.00
	18"	565.00	605.00	605.00	605.00	345.00	345.00	271.00	333.00	410.00	281.00	343.00		689.00
	24"	593.00	634.00	634.00	634.00	379.00	379.00	298.00	365.00	454.00	308.00	378.00		723.00
	36"	647.00	694.00	694.00	694.00	447.00	447.00	351.00	431.00	539.00	362.00	447.00		792.00
	48"	703.00	755.00	755.00	755.00	516.00	516.00	374.00	499.00	626.00	415.00	516.00		861.00
	60"	739.00	793.00	793.00	793.00	563.00	563.00	408.00	542.00	683.00	449.00	563.00		905.00
	72"	777.00	834.00	834.00	834.00	607.00	607.00	444.00	586.00	739.00	484.00	607.00		953.00
	84"	812.00	872.00	872.00	872.00	652.00	652.00	478.00	627.00	794.00	518.00	652.00		999.00
	96"	848.00	910.00	910.00	910.00	699.00	699.00	513.00	673.00	852.00	555.00	699.00		1041.00



NEW AP SERIES ARCHITECTURAL PULLS

AP400 SERIES: STANDARD LADDER PULLS (Formerly 1160 & 1170 Series)

Family	OA Size	605/606	609	611/612	613	613E	622	628	629	316P	630	316S	Cu+ 710	Special Finishes	
1" Diameter															
AP415	12"	575.00	612.00	612.00	612.00	346.00	346.00	283.00	336.00	405.00	291.00	345.00		690.00	
	18"	600.00	642.00	642.00	642.00	381.00	381.00	308.00	369.00	447.00	318.00	380.00		726.00	
	24"	629.00	671.00	671.00	671.00	416.00	416.00	335.00	402.00	490.00	345.00	415.00		759.00	
	36"	684.00	731.00	731.00	731.00	484.00	484.00	388.00	468.00	576.00	399.00	484.00		828.00	
	1" Diameter Straight Standoffs	48"	740.00	792.00	792.00	792.00	553.00	553.00	410.00	535.00	663.00	450.00	553.00		897.00
	Angled Ends	60"	775.00	829.00	829.00	829.00	599.00	599.00	445.00	579.00	719.00	486.00	599.00		942.00
		72"	813.00	870.00	870.00	870.00	644.00	644.00	481.00	623.00	775.00	521.00	644.00		989.00
		84"	849.00	908.00	908.00	908.00	689.00	689.00	515.00	664.00	831.00	555.00	689.00		1036.00
		96"	885.00	947.00	947.00	947.00	735.00	735.00	550.00	710.00	889.00	591.00	735.00		1078.00
AP416	12"	610.00	649.00	649.00	649.00	382.00	382.00	319.00	373.00	441.00	327.00	381.00		727.00	
	18"	637.00	678.00	678.00	678.00	418.00	418.00	345.00	406.00	484.00	354.00	417.00		762.00	
	24"	665.00	707.00	707.00	707.00	453.00	453.00	372.00	438.00	527.00	381.00	450.00		796.00	
	1" Diameter Offset Standoffs	36"	720.00	768.00	768.00	768.00	521.00	521.00	424.00	504.00	612.00	435.00	521.00		865.00
	Angled Ends	48"	777.00	828.00	828.00	828.00	590.00	590.00	447.00	571.00	700.00	487.00	590.00		934.00
	Specify Handing	60"	812.00	866.00	866.00	866.00	636.00	636.00	482.00	616.00	756.00	523.00	636.00		978.00
		72"	850.00	907.00	907.00	907.00	680.00	680.00	516.00	660.00	812.00	557.00	680.00		1026.00
		84"	886.00	945.00	945.00	945.00	726.00	726.00	552.00	701.00	867.00	591.00	726.00		1072.00
		96"	921.00	984.00	984.00	984.00	772.00	772.00	586.00	746.00	926.00	627.00	772.00		1115.00
1" Diameter															
AP417	12"	575.00	612.00	612.00	612.00	346.00	346.00	283.00	336.00	405.00	291.00	345.00		690.00	
	18"	600.00	642.00	642.00	642.00	381.00	381.00	308.00	369.00	447.00	318.00	380.00		726.00	
	24"	629.00	671.00	671.00	671.00	416.00	416.00	335.00	402.00	490.00	345.00	415.00		759.00	
	1" Diameter Straight Standoffs	36"	684.00	731.00	731.00	731.00	484.00	484.00	388.00	468.00	576.00	399.00	484.00		828.00
	Square Groove Ends	48"	740.00	792.00	792.00	792.00	553.00	553.00	410.00	535.00	663.00	450.00	553.00		897.00
		60"	775.00	829.00	829.00	829.00	599.00	599.00	445.00	579.00	719.00	486.00	599.00		942.00
		72"	813.00	870.00	870.00	870.00	644.00	644.00	481.00	623.00	775.00	521.00	644.00		989.00
		84"	849.00	908.00	908.00	908.00	689.00	689.00	515.00	664.00	831.00	555.00	689.00		1036.00
		96"	885.00	947.00	947.00	947.00	735.00	735.00	550.00	710.00	889.00	591.00	735.00		1078.00
AP418	12"	610.00	649.00	649.00	649.00	382.00	382.00	319.00	373.00	441.00	327.00	381.00		727.00	
	18"	637.00	678.00	678.00	678.00	418.00	418.00	345.00	406.00	484.00	354.00	417.00		762.00	
	24"	665.00	707.00	707.00	707.00	453.00	453.00	372.00	438.00	527.00	381.00	450.00		796.00	
	1" Diameter Offset Standoffs	36"	720.00	768.00	768.00	768.00	521.00	521.00	424.00	504.00	612.00	435.00	521.00		865.00
	Square Groove Ends	48"	777.00	828.00	828.00	828.00	590.00	590.00	447.00	571.00	700.00	487.00	590.00		934.00
		60"	812.00	866.00	866.00	866.00	636.00	636.00	482.00	616.00	756.00	523.00	636.00		978.00
		72"	850.00	907.00	907.00	907.00	680.00	680.00	516.00	660.00	812.00	557.00	680.00		1026.00
		84"	886.00	945.00	945.00	945.00	726.00	726.00	552.00	701.00	867.00	591.00	726.00		1072.00
		96"	921.00	984.00	984.00	984.00	772.00	772.00	586.00	746.00	926.00	627.00	772.00		1115.00
1-1/4" Diameter															
AP421	12"	449.00	484.00	484.00	484.00	236.00	236.00	172.00	226.00	294.00	182.00	237.00	423.00	561.00	
	18"	475.00	512.00	512.00	512.00	268.00	268.00	197.00	257.00	334.00	206.00	268.00	481.00	594.00	
	24"	500.00	540.00	540.00	540.00	301.00	301.00	222.00	289.00	376.00	231.00	300.00	538.00	625.00	
	1-1/4" Diameter Straight Standoffs	36"	552.00	597.00	597.00	597.00	364.00	364.00	272.00	350.00	455.00	281.00	364.00	654.00	690.00
	Square Ends	48"	603.00	651.00	651.00	651.00	428.00	428.00	292.00	408.00	530.00	329.00	428.00	767.00	754.00
		60"	636.00	686.00	686.00	686.00	468.00	468.00	326.00	450.00	585.00	361.00	468.00	841.00	794.00
		72"	669.00	724.00	724.00	724.00	512.00	512.00	358.00	492.00	639.00	394.00	511.00	919.00	837.00
		84"	704.00	760.00	760.00	760.00	554.00	554.00	389.00	530.00	690.00	427.00	554.00	994.00	880.00
		96"	737.00	796.00	796.00	796.00	596.00	596.00	423.00	571.00	742.00	458.00	595.00	1068.00	921.00



NEW AP SERIES ARCHITECTURAL PULLS

AP400 SERIES: STANDARD LADDER PULLS (Formerly 1160 & 1170 Series)

Family	OA Size	605/606	609	611/612	613	613E	622	628	629	316P	630	316S	Cu+ 710	Special Finishes
AP422 1-1/4" Diameter Straight Standoffs Radius Ends	12"	483.00	518.00	518.00	518.00	269.00	269.00	206.00	260.00	328.00	216.00	271.00		595.00
	18"	509.00	546.00	546.00	546.00	302.00	302.00	231.00	291.00	368.00	240.00	302.00		628.00
	24"	534.00	573.00	573.00	573.00	335.00	335.00	256.00	323.00	410.00	265.00	334.00		659.00
	36"	586.00	631.00	631.00	631.00	398.00	398.00	306.00	384.00	489.00	315.00	398.00		724.00
	48"	637.00	685.00	685.00	685.00	462.00	462.00	326.00	442.00	564.00	363.00	462.00		788.00
	60"	669.00	720.00	720.00	720.00	502.00	502.00	360.00	484.00	619.00	395.00	502.00		828.00
	72"	703.00	758.00	758.00	758.00	546.00	546.00	391.00	526.00	673.00	428.00	545.00		871.00
	84"	738.00	794.00	794.00	794.00	588.00	588.00	423.00	564.00	724.00	460.00	588.00		914.00
AP423 1-1/4" Diameter Offset Standoffs Square Ends	12"	483.00	518.00	518.00	518.00	269.00	269.00	206.00	260.00	328.00	216.00	271.00	457.00	595.00
	18"	509.00	546.00	546.00	546.00	302.00	302.00	231.00	291.00	368.00	240.00	302.00	515.00	628.00
	24"	534.00	573.00	573.00	573.00	335.00	335.00	256.00	323.00	410.00	265.00	334.00	572.00	659.00
	36"	586.00	631.00	631.00	631.00	398.00	398.00	306.00	384.00	489.00	315.00	398.00	688.00	724.00
	48"	637.00	685.00	685.00	685.00	462.00	462.00	326.00	442.00	564.00	363.00	462.00	801.00	788.00
	60"	669.00	720.00	720.00	720.00	502.00	502.00	360.00	484.00	619.00	395.00	502.00	875.00	828.00
	72"	703.00	758.00	758.00	758.00	546.00	546.00	391.00	526.00	673.00	428.00	545.00	953.00	871.00
	84"	738.00	794.00	794.00	794.00	588.00	588.00	423.00	564.00	724.00	460.00	588.00	1028.00	914.00
AP424 1-1/4" Diameter Offset Standoffs Radius Ends	12"	517.00	552.00	552.00	552.00	303.00	303.00	240.00	294.00	362.00	250.00	304.00		629.00
	18"	543.00	580.00	580.00	580.00	336.00	336.00	265.00	325.00	402.00	274.00	336.00		662.00
	24"	568.00	607.00	607.00	607.00	369.00	369.00	290.00	356.00	443.00	299.00	368.00		693.00
	36"	620.00	665.00	665.00	665.00	432.00	432.00	339.00	417.00	523.00	349.00	432.00		758.00
	48"	671.00	719.00	719.00	719.00	495.00	495.00	360.00	476.00	598.00	397.00	495.00		822.00
	60"	703.00	754.00	754.00	754.00	536.00	536.00	394.00	518.00	653.00	429.00	536.00		862.00
	72"	737.00	791.00	791.00	791.00	580.00	580.00	425.00	560.00	707.00	462.00	579.00		904.00
	84"	772.00	828.00	828.00	828.00	622.00	622.00	457.00	598.00	758.00	494.00	622.00		947.00
AP425 1-1/4" Diameter Straight Standoffs Angled Ends	12"	551.00	586.00	586.00	586.00	337.00	337.00	274.00	328.00	396.00	284.00	338.00		663.00
	18"	577.00	614.00	614.00	614.00	370.00	370.00	299.00	359.00	436.00	308.00	370.00		695.00
	24"	602.00	641.00	641.00	641.00	403.00	403.00	324.00	390.00	477.00	333.00	402.00		727.00
	36"	654.00	699.00	699.00	699.00	466.00	466.00	373.00	451.00	556.00	382.00	466.00		791.00
	48"	704.00	753.00	753.00	753.00	529.00	529.00	394.00	510.00	632.00	431.00	529.00		856.00
	60"	737.00	788.00	788.00	788.00	570.00	570.00	428.00	552.00	686.00	463.00	570.00		895.00
	72"	771.00	825.00	825.00	825.00	614.00	614.00	459.00	594.00	741.00	495.00	613.00		938.00
	84"	806.00	862.00	862.00	862.00	656.00	656.00	491.00	632.00	791.00	528.00	656.00		981.00
AP426 1-1/4" Diameter Offset Standoffs Angled Ends <i>Specify Handing</i>	12"	585.00	620.00	620.00	620.00	371.00	371.00	308.00	362.00	430.00	318.00	372.00		697.00
	18"	611.00	648.00	648.00	648.00	404.00	404.00	333.00	393.00	469.00	342.00	404.00		729.00
	24"	636.00	675.00	675.00	675.00	437.00	437.00	358.00	424.00	511.00	367.00	436.00		761.00
	36"	688.00	733.00	733.00	733.00	500.00	500.00	407.00	485.00	590.00	416.00	500.00		825.00
	48"	738.00	787.00	787.00	787.00	563.00	563.00	428.00	544.00	666.00	465.00	563.00		890.00
	60"	771.00	822.00	822.00	822.00	604.00	604.00	462.00	586.00	720.00	497.00	604.00		929.00
	72"	805.00	859.00	859.00	859.00	648.00	648.00	493.00	628.00	775.00	529.00	647.00		972.00
	84"	840.00	895.00	895.00	895.00	690.00	690.00	525.00	666.00	825.00	562.00	690.00		1015.00
96"	873.00	932.00	932.00	932.00	732.00	732.00	559.00	707.00	877.00	594.00	730.00		1057.00	



NEW AP SERIES ARCHITECTURAL PULLS

AP400 SERIES: STANDARD LADDER PULLS (Formerly 1160 & 1170 Series)

Family	OA Size	605/606	609	611/612	613	613E	622	628	629	316P	630	316S	Cu+ 710	Special Finishes
1-1/4" Diameter														
AP427 1-1/4" Diameter Straight Standoffs Square Groove Ends	12"	551.00	586.00	586.00	586.00	337.00	337.00	274.00	328.00	396.00	284.00	338.00		663.00
	18"	577.00	614.00	614.00	614.00	370.00	370.00	299.00	359.00	436.00	308.00	370.00		695.00
	24"	602.00	641.00	641.00	641.00	403.00	403.00	324.00	390.00	477.00	333.00	402.00		727.00
	36"	654.00	699.00	699.00	699.00	466.00	466.00	373.00	451.00	556.00	382.00	466.00		791.00
	48"	704.00	753.00	753.00	753.00	529.00	529.00	394.00	510.00	632.00	431.00	529.00		856.00
	60"	737.00	788.00	788.00	788.00	570.00	570.00	428.00	552.00	686.00	463.00	570.00		895.00
	72"	771.00	825.00	825.00	825.00	614.00	614.00	459.00	594.00	741.00	495.00	613.00		938.00
	84"	806.00	862.00	862.00	862.00	656.00	656.00	491.00	632.00	791.00	528.00	656.00		981.00
	96"	839.00	898.00	898.00	898.00	698.00	698.00	525.00	673.00	843.00	560.00	697.00		1023.00
AP428 1-1/4" Diameter Offset Standoffs Square Groove Ends	12"	585.00	620.00	620.00	620.00	371.00	371.00	308.00	362.00	430.00	318.00	372.00		697.00
	18"	611.00	648.00	648.00	648.00	404.00	404.00	333.00	393.00	469.00	342.00	404.00		729.00
	24"	636.00	675.00	675.00	675.00	437.00	437.00	358.00	424.00	511.00	367.00	436.00		761.00
	36"	688.00	733.00	733.00	733.00	500.00	500.00	407.00	485.00	590.00	416.00	500.00		825.00
	48"	738.00	787.00	787.00	787.00	563.00	563.00	428.00	544.00	666.00	465.00	563.00		890.00
	60"	771.00	822.00	822.00	822.00	604.00	604.00	462.00	586.00	720.00	497.00	604.00		929.00
	72"	805.00	859.00	859.00	859.00	648.00	648.00	493.00	628.00	775.00	529.00	647.00		972.00
	84"	840.00	895.00	895.00	895.00	690.00	690.00	525.00	666.00	825.00	562.00	690.00		1015.00
	96"	873.00	932.00	932.00	932.00	732.00	732.00	559.00	707.00	877.00	594.00	730.00		1057.00
1-1/2" Diameter														
AP431 1-1/2" Diameter Straight Standoffs Square Ends	12"	462.00	498.00	498.00	498.00	257.00	257.00	182.00	247.00	320.00	197.00	256.00		577.00
	18"	486.00	526.00	526.00	526.00	289.00	289.00	206.00	277.00	360.00	222.00	289.00		608.00
	24"	512.00	554.00	554.00	554.00	320.00	320.00	231.00	308.00	399.00	247.00	320.00		640.00
	36"	564.00	611.00	611.00	611.00	386.00	386.00	281.00	370.00	481.00	297.00	385.00		707.00
	48"	619.00	667.00	667.00	667.00	448.00	448.00	302.00	428.00	556.00	343.00	446.00		773.00
	60"	653.00	706.00	706.00	706.00	488.00	488.00	334.00	468.00	608.00	376.00	489.00		815.00
	72"	686.00	742.00	742.00	742.00	529.00	529.00	367.00	508.00	659.00	407.00	529.00		859.00
	84"	723.00	780.00	780.00	780.00	572.00	572.00	399.00	547.00	711.00	439.00	571.00		903.00
	96"	755.00	816.00	816.00	816.00	614.00	614.00	431.00	589.00	766.00	474.00	615.00		943.00
AP432 1-1/2" Diameter Straight Standoffs Radius Ends	12"	495.00	532.00	532.00	532.00	291.00	291.00	216.00	281.00	354.00	231.00	290.00		611.00
	18"	520.00	560.00	560.00	560.00	323.00	323.00	240.00	311.00	394.00	256.00	323.00		642.00
	24"	546.00	588.00	588.00	588.00	354.00	354.00	265.00	342.00	433.00	281.00	354.00		674.00
	36"	598.00	645.00	645.00	645.00	420.00	420.00	315.00	404.00	515.00	330.00	419.00		741.00
	48"	653.00	701.00	701.00	701.00	482.00	482.00	336.00	462.00	590.00	377.00	480.00		807.00
	60"	686.00	740.00	740.00	740.00	521.00	521.00	368.00	502.00	642.00	410.00	523.00		849.00
	72"	720.00	776.00	776.00	776.00	563.00	563.00	401.00	542.00	693.00	441.00	563.00		893.00
	84"	756.00	814.00	814.00	814.00	606.00	606.00	433.00	581.00	745.00	473.00	605.00		937.00
	96"	789.00	850.00	850.00	850.00	648.00	648.00	465.00	623.00	799.00	508.00	649.00		977.00
1-1/2" Diameter														
AP433 1-1/2" Diameter Offset Standoffs Square Ends	12"	495.00	532.00	532.00	532.00	291.00	291.00	216.00	281.00	354.00	231.00	290.00		611.00
	18"	520.00	560.00	560.00	560.00	323.00	323.00	240.00	311.00	394.00	256.00	323.00		642.00
	24"	546.00	588.00	588.00	588.00	354.00	354.00	265.00	342.00	433.00	281.00	354.00		674.00
	36"	598.00	645.00	645.00	645.00	420.00	420.00	315.00	404.00	515.00	330.00	419.00		741.00
	48"	653.00	701.00	701.00	701.00	482.00	482.00	336.00	462.00	590.00	377.00	480.00		807.00
	60"	686.00	740.00	740.00	740.00	521.00	521.00	368.00	502.00	642.00	410.00	523.00		849.00
	72"	720.00	776.00	776.00	776.00	563.00	563.00	401.00	542.00	693.00	441.00	563.00		893.00
	84"	756.00	814.00	814.00	814.00	606.00	606.00	433.00	581.00	745.00	473.00	605.00		937.00
	96"	789.00	850.00	850.00	850.00	648.00	648.00	465.00	623.00	799.00	508.00	649.00		977.00



NEW AP SERIES ARCHITECTURAL PULLS

AP400 SERIES: STANDARD LADDER PULLS (Formerly 1160 & 1170 Series)

Family	OA Size	605/606	609	611/612	613	613E	622	628	629	316P	630	316S	Cu+ 710	Special Finishes
1-1/2" Diameter														
AP434	12"	529.00	565.00	565.00	565.00	325.00	325.00	250.00	315.00	388.00	265.00	324.00		645.00
	18"	554.00	594.00	594.00	594.00	356.00	356.00	274.00	345.00	428.00	290.00	356.00		676.00
	24"	580.00	622.00	622.00	622.00	388.00	388.00	299.00	376.00	467.00	315.00	388.00		708.00
	36"	632.00	678.00	678.00	678.00	454.00	454.00	349.00	438.00	549.00	364.00	452.00		775.00
	48"	686.00	735.00	735.00	735.00	516.00	516.00	370.00	495.00	624.00	411.00	514.00		841.00
	60"	720.00	773.00	773.00	773.00	555.00	555.00	402.00	536.00	676.00	443.00	556.00		883.00
	72"	754.00	810.00	810.00	810.00	597.00	597.00	434.00	576.00	727.00	475.00	597.00		927.00
	84"	790.00	848.00	848.00	848.00	640.00	640.00	467.00	615.00	779.00	507.00	639.00		971.00
	96"	823.00	884.00	884.00	884.00	682.00	682.00	499.00	657.00	833.00	542.00	683.00		1011.00
AP435	12"	563.00	599.00	599.00	599.00	359.00	359.00	284.00	349.00	422.00	299.00	358.00		678.00
	18"	588.00	628.00	628.00	628.00	390.00	390.00	308.00	379.00	462.00	324.00	390.00		710.00
	24"	614.00	656.00	656.00	656.00	422.00	422.00	333.00	410.00	501.00	349.00	422.00		742.00
	36"	666.00	712.00	712.00	712.00	488.00	488.00	382.00	472.00	582.00	398.00	486.00		808.00
	48"	720.00	769.00	769.00	769.00	550.00	550.00	404.00	529.00	658.00	445.00	547.00		875.00
	60"	754.00	807.00	807.00	807.00	589.00	589.00	436.00	570.00	710.00	477.00	590.00		917.00
	72"	788.00	843.00	843.00	843.00	631.00	631.00	468.00	610.00	761.00	509.00	631.00		961.00
	84"	824.00	882.00	882.00	882.00	674.00	674.00	501.00	649.00	813.00	541.00	673.00		1005.00
	96"	857.00	918.00	918.00	918.00	716.00	716.00	533.00	691.00	867.00	576.00	717.00		1045.00
AP436	12"	597.00	633.00	633.00	633.00	393.00	393.00	318.00	382.00	456.00	333.00	391.00		712.00
	18"	622.00	662.00	662.00	662.00	424.00	424.00	342.00	413.00	495.00	358.00	424.00		744.00
	24"	648.00	690.00	690.00	690.00	456.00	456.00	367.00	443.00	535.00	382.00	456.00		776.00
	36"	700.00	746.00	746.00	746.00	521.00	521.00	416.00	506.00	616.00	432.00	520.00		842.00
	48"	754.00	803.00	803.00	803.00	584.00	584.00	438.00	563.00	692.00	478.00	581.00		909.00
	60"	788.00	841.00	841.00	841.00	623.00	623.00	469.00	604.00	744.00	511.00	624.00		951.00
	72"	822.00	877.00	877.00	877.00	665.00	665.00	502.00	643.00	795.00	543.00	665.00		995.00
	84"	858.00	916.00	916.00	916.00	708.00	708.00	535.00	683.00	847.00	575.00	707.00		1039.00
	96"	891.00	952.00	952.00	952.00	750.00	750.00	567.00	725.00	901.00	610.00	751.00		1079.00
AP437	12"	563.00	599.00	599.00	599.00	359.00	359.00	284.00	349.00	422.00	299.00	358.00		678.00
	18"	588.00	628.00	628.00	628.00	390.00	390.00	308.00	379.00	462.00	324.00	390.00		710.00
	24"	614.00	656.00	656.00	656.00	422.00	422.00	333.00	410.00	501.00	349.00	422.00		742.00
	36"	666.00	712.00	712.00	712.00	488.00	488.00	382.00	472.00	582.00	398.00	486.00		808.00
	48"	720.00	769.00	769.00	769.00	550.00	550.00	404.00	529.00	658.00	445.00	547.00		875.00
	60"	754.00	807.00	807.00	807.00	589.00	589.00	436.00	570.00	710.00	477.00	590.00		917.00
	72"	788.00	843.00	843.00	843.00	631.00	631.00	468.00	610.00	761.00	509.00	631.00		961.00
	84"	824.00	882.00	882.00	882.00	674.00	674.00	501.00	649.00	813.00	541.00	673.00		1005.00
	96"	857.00	918.00	918.00	918.00	716.00	716.00	533.00	691.00	867.00	576.00	717.00		1045.00
AP438	12"	597.00	633.00	633.00	633.00	393.00	393.00	318.00	382.00	456.00	333.00	391.00		712.00
	18"	622.00	662.00	662.00	662.00	424.00	424.00	342.00	413.00	495.00	358.00	424.00		744.00
	24"	648.00	690.00	690.00	690.00	456.00	456.00	367.00	443.00	535.00	382.00	456.00		776.00
	36"	700.00	746.00	746.00	746.00	521.00	521.00	416.00	506.00	616.00	432.00	520.00		842.00
	48"	754.00	803.00	803.00	803.00	584.00	584.00	438.00	563.00	692.00	478.00	581.00		909.00
	60"	788.00	841.00	841.00	841.00	623.00	623.00	469.00	604.00	744.00	511.00	624.00		951.00
	72"	822.00	877.00	877.00	877.00	665.00	665.00	502.00	643.00	795.00	543.00	665.00		995.00
	84"	858.00	916.00	916.00	916.00	708.00	708.00	535.00	683.00	847.00	575.00	707.00		1039.00
	96"	891.00	952.00	952.00	952.00	750.00	750.00	567.00	725.00	901.00	610.00	751.00		1079.00







NEW AP SERIES ARCHITECTURAL PULLS

AP500 SERIES: BLACK ANODIZED GRIP PULLS



PRICE ADDERS - LIST PRICE PER PULL






Mounting Types/Pull		Door Thickness	
E	Standard	0 • Custom	31.25
G	26.00	1 • 3/8"	No Charge
J	26.00	2 • 1/2"	No Charge
L	94.00	3 • 1-3/8"	No Charge
M	94.00	4 • 1-3/4"	No Charge
N	60.00	5 • 2"	No Charge
		6 • 2-1/4"	12.50
		7 • 2-1/2"	12.50
		8 • 3"	12.50

Family	OA Size	605/606	609	611/612	613	613E	622	628	629	316P	630	316S	Special Finish
1" Diameter													
AP511  1" Diameter Straight Standoffs Square Ends	12"	426.00	490.00	490.00	490.00	410.00	410.00	295.00	394.00	513.00	315.00	410.00	532.00
	18"	444.00	509.00	509.00	509.00	431.00	431.00	308.00	411.00	537.00	332.00	430.00	555.00
	24"	462.00	527.00	527.00	527.00	449.00	449.00	322.00	431.00	559.00	345.00	448.00	579.00
	36"	481.00	542.00	542.00	542.00	472.00	472.00	339.00	454.00	589.00	363.00	472.00	599.00
	48"	712.00	777.00	777.00	777.00	618.00	618.00	443.00	591.00	768.00	474.00	617.00	890.00
	60"	772.00	827.00	827.00	827.00	652.00	652.00	467.00	624.00	812.00	501.00	651.00	966.00
	72"	832.00	877.00	877.00	877.00	685.00	685.00	491.00	656.00	852.00	527.00	684.00	1040.00
AP512  1" Diameter Straight Standoffs Radius Ends	84"	951.00	1004.00	1004.00	1004.00	729.00	729.00	523.00	700.00	909.00	561.00	729.00	1189.00
	12"	462.00	527.00	527.00	527.00	447.00	447.00	332.00	431.00	550.00	352.00	447.00	569.00
	18"	481.00	544.00	544.00	544.00	468.00	468.00	345.00	448.00	572.00	368.00	467.00	591.00
	24"	499.00	563.00	563.00	563.00	486.00	486.00	359.00	468.00	596.00	381.00	485.00	616.00
	36"	516.00	579.00	579.00	579.00	509.00	509.00	375.00	490.00	625.00	400.00	509.00	636.00
	48"	748.00	813.00	813.00	813.00	654.00	654.00	478.00	627.00	805.00	511.00	653.00	927.00
	60"	809.00	863.00	863.00	863.00	689.00	689.00	503.00	661.00	849.00	538.00	688.00	1002.00
AP513  1" Diameter Offset Standoffs Square Ends	72"	868.00	914.00	914.00	914.00	721.00	721.00	528.00	692.00	889.00	563.00	720.00	1077.00
	84"	988.00	1041.00	1041.00	1041.00	766.00	766.00	559.00	737.00	946.00	597.00	766.00	1226.00
	12"	462.00	527.00	527.00	527.00	447.00	447.00	332.00	431.00	550.00	352.00	447.00	569.00
	18"	481.00	544.00	544.00	544.00	468.00	468.00	345.00	448.00	572.00	368.00	467.00	591.00
	24"	499.00	563.00	563.00	563.00	486.00	486.00	359.00	468.00	596.00	381.00	485.00	616.00
	36"	516.00	579.00	579.00	579.00	509.00	509.00	375.00	490.00	625.00	400.00	509.00	636.00
	48"	748.00	813.00	813.00	813.00	654.00	654.00	478.00	627.00	805.00	511.00	653.00	927.00
AP514  1" Diameter Offset Standoffs Radius Ends	60"	809.00	863.00	863.00	863.00	689.00	689.00	503.00	661.00	849.00	538.00	688.00	1002.00
	72"	868.00	914.00	914.00	914.00	721.00	721.00	528.00	692.00	889.00	563.00	720.00	1077.00
	84"	988.00	1041.00	1041.00	1041.00	766.00	766.00	559.00	737.00	946.00	597.00	766.00	1226.00
	12"	499.00	563.00	563.00	563.00	484.00	484.00	368.00	468.00	586.00	389.00	484.00	606.00
	18"	516.00	581.00	581.00	581.00	504.00	504.00	381.00	485.00	609.00	405.00	503.00	627.00
	24"	535.00	599.00	599.00	599.00	523.00	523.00	394.00	504.00	633.00	418.00	522.00	652.00
	36"	553.00	616.00	616.00	616.00	544.00	544.00	411.00	527.00	662.00	436.00	544.00	673.00
48"	785.00	850.00	850.00	850.00	691.00	691.00	515.00	664.00	841.00	548.00	690.00	963.00	
60"	845.00	900.00	900.00	900.00	726.00	726.00	540.00	698.00	886.00	575.00	725.00	1039.00	
72"	905.00	950.00	950.00	950.00	758.00	758.00	565.00	729.00	926.00	599.00	757.00	1113.00	
84"	1025.00	1078.00	1078.00	1078.00	802.00	802.00	596.00	773.00	983.00	634.00	802.00	1263.00	



NEW AP SERIES ARCHITECTURAL PULLS






AP500 SERIES: BLACK ANODIZED GRIP PULLS

Family	OA Size	605/606	609	611/612	613	613E	622	628	629	316P	630	316S	Special Finish
1" Diameter													
AP515  1" Diameter Straight Standoffs Angled Ends	12"	535.00	599.00	599.00	599.00	521.00	521.00	405.00	504.00	623.00	426.00	521.00	643.00
	18"	553.00	618.00	618.00	618.00	541.00	541.00	418.00	522.00	646.00	441.00	540.00	664.00
	24"	571.00	636.00	636.00	636.00	559.00	559.00	431.00	541.00	670.00	455.00	558.00	689.00
	36"	590.00	652.00	652.00	652.00	581.00	581.00	448.00	563.00	699.00	473.00	581.00	710.00
	48"	822.00	887.00	887.00	887.00	728.00	728.00	552.00	701.00	878.00	584.00	727.00	1000.00
	60"	881.00	936.00	936.00	936.00	762.00	762.00	577.00	734.00	922.00	610.00	760.00	1076.00
	72"	942.00	987.00	987.00	987.00	795.00	795.00	600.00	766.00	962.00	636.00	794.00	1150.00
	84"	1061.00	1115.00	1115.00	1115.00	839.00	839.00	633.00	810.00	1020.00	671.00	839.00	1299.00
AP516  1" Diameter Offset Standoffs Angled Ends <i>Specify Handing</i>	12"	571.00	636.00	636.00	636.00	557.00	557.00	441.00	541.00	660.00	462.00	557.00	679.00
	18"	590.00	654.00	654.00	654.00	578.00	578.00	455.00	558.00	683.00	477.00	577.00	701.00
	24"	608.00	673.00	673.00	673.00	596.00	596.00	468.00	578.00	706.00	491.00	595.00	726.00
	36"	626.00	689.00	689.00	689.00	618.00	618.00	485.00	599.00	735.00	510.00	618.00	746.00
	48"	859.00	923.00	923.00	923.00	765.00	765.00	589.00	738.00	915.00	621.00	764.00	1037.00
	60"	918.00	973.00	973.00	973.00	799.00	799.00	613.00	771.00	959.00	647.00	797.00	1112.00
	72"	978.00	1023.00	1023.00	1023.00	832.00	832.00	637.00	802.00	999.00	673.00	831.00	1187.00
	84"	1097.00	1151.00	1151.00	1151.00	876.00	876.00	670.00	847.00	1056.00	707.00	876.00	1336.00
1-1/4" Diameter													
AP521  1-1/4" Diameter Straight Standoffs Square Ends	12"	448.00	511.00	511.00	511.00	421.00	421.00	303.00	405.00	633.00	325.00	527.00	559.00
	18"	481.00	532.00	532.00	532.00	448.00	448.00	322.00	429.00	672.00	343.00	559.00	599.00
	24"	511.00	551.00	551.00	551.00	472.00	472.00	339.00	454.00	708.00	363.00	590.00	637.00
	36"	531.00	571.00	571.00	571.00	496.00	496.00	356.00	475.00	744.00	381.00	619.00	663.00
	48"	713.00	777.00	777.00	777.00	644.00	644.00	462.00	617.00	964.00	495.00	804.00	893.00
	60"	753.00	806.00	806.00	806.00	671.00	671.00	481.00	642.00	1003.00	515.00	838.00	939.00
	72"	792.00	835.00	835.00	835.00	692.00	692.00	497.00	664.00	1040.00	532.00	866.00	989.00
	84"	942.00	983.00	983.00	983.00	779.00	779.00	557.00	746.00	1167.00	598.00	973.00	1177.00
AP522  1-1/4" Diameter Straight Standoffs Radius Ends	12"	485.00	548.00	548.00	548.00	458.00	458.00	340.00	441.00	670.00	362.00	563.00	596.00
	18"	516.00	569.00	569.00	569.00	485.00	485.00	359.00	465.00	708.00	380.00	596.00	636.00
	24"	548.00	588.00	588.00	588.00	509.00	509.00	375.00	490.00	745.00	400.00	626.00	674.00
	36"	568.00	608.00	608.00	608.00	532.00	532.00	393.00	512.00	781.00	418.00	656.00	700.00
	48"	750.00	813.00	813.00	813.00	680.00	680.00	499.00	653.00	1001.00	531.00	840.00	929.00
	60"	788.00	842.00	842.00	842.00	707.00	707.00	516.00	678.00	1040.00	552.00	875.00	975.00
	72"	828.00	872.00	872.00	872.00	729.00	729.00	534.00	701.00	1077.00	569.00	903.00	1026.00
	84"	978.00	1020.00	1020.00	1020.00	815.00	815.00	594.00	783.00	1204.00	635.00	1010.00	1214.00
AP523  1-1/4" Diameter Offset Standoffs Square Ends	12"	485.00	548.00	548.00	548.00	458.00	458.00	340.00	441.00	670.00	362.00	563.00	596.00
	18"	516.00	569.00	569.00	569.00	485.00	485.00	359.00	465.00	708.00	380.00	596.00	636.00
	24"	548.00	588.00	588.00	588.00	509.00	509.00	375.00	490.00	745.00	400.00	626.00	674.00
	36"	568.00	608.00	608.00	608.00	532.00	532.00	393.00	512.00	781.00	418.00	656.00	700.00
	48"	750.00	813.00	813.00	813.00	680.00	680.00	499.00	653.00	1001.00	531.00	840.00	929.00
	60"	788.00	842.00	842.00	842.00	707.00	707.00	516.00	678.00	1040.00	552.00	875.00	975.00
	72"	828.00	872.00	872.00	872.00	729.00	729.00	534.00	701.00	1077.00	569.00	903.00	1026.00
	84"	978.00	1020.00	1020.00	1020.00	815.00	815.00	594.00	783.00	1204.00	635.00	1010.00	1214.00



NEW AP SERIES ARCHITECTURAL PULLS





AP500 SERIES: BLACK ANODIZED GRIP PULLS

Family	OA Size	605/606	609	611/612	613	613E	622	628	629	316P	630	316S	Special Finish
1-1/4" Diameter													
AP524  1-1/4" Diameter Offset Standoffs Radius Ends	12"	522.00	584.00	584.00	584.00	495.00	495.00	377.00	477.00	706.00	399.00	599.00	633.00
	18"	553.00	606.00	606.00	606.00	522.00	522.00	394.00	502.00	745.00	417.00	633.00	673.00
	24"	584.00	624.00	624.00	624.00	544.00	544.00	411.00	527.00	782.00	436.00	663.00	711.00
	36"	605.00	645.00	645.00	645.00	569.00	569.00	430.00	549.00	816.00	455.00	692.00	737.00
	48"	786.00	850.00	850.00	850.00	717.00	717.00	535.00	690.00	1038.00	568.00	877.00	966.00
	60"	825.00	879.00	879.00	879.00	744.00	744.00	553.00	715.00	1077.00	589.00	910.00	1012.00
	72"	865.00	908.00	908.00	908.00	766.00	766.00	570.00	738.00	1113.00	606.00	939.00	1063.00
	84"	1015.00	1056.00	1056.00	1056.00	852.00	852.00	631.00	820.00	1241.00	672.00	1047.00	1251.00
AP525  1-1/4" Diameter Straight Standoffs Angled Ends	12"	558.00	621.00	621.00	621.00	531.00	531.00	413.00	514.00	743.00	435.00	636.00	670.00
	18"	590.00	643.00	643.00	643.00	558.00	558.00	431.00	539.00	782.00	454.00	670.00	710.00
	24"	621.00	661.00	661.00	661.00	581.00	581.00	448.00	563.00	819.00	473.00	700.00	747.00
	36"	642.00	681.00	681.00	681.00	606.00	606.00	467.00	585.00	853.00	491.00	729.00	773.00
	48"	823.00	887.00	887.00	887.00	754.00	754.00	571.00	727.00	1075.00	605.00	914.00	1002.00
	60"	862.00	916.00	916.00	916.00	781.00	781.00	590.00	751.00	1113.00	625.00	947.00	1049.00
	72"	901.00	945.00	945.00	945.00	802.00	802.00	607.00	774.00	1150.00	643.00	975.00	1098.00
84"	1051.00	1093.00	1093.00	1093.00	889.00	889.00	666.00	856.00	1277.00	708.00	1083.00	1287.00	
AP526  1-1/4" Diameter Offset Standoffs Angled Ends <i>Specify Handing</i>	12"	595.00	657.00	657.00	657.00	568.00	568.00	449.00	551.00	779.00	472.00	673.00	706.00
	18"	626.00	679.00	679.00	679.00	595.00	595.00	468.00	576.00	819.00	490.00	706.00	746.00
	24"	657.00	698.00	698.00	698.00	618.00	618.00	485.00	599.00	854.00	510.00	737.00	784.00
	36"	678.00	718.00	718.00	718.00	643.00	643.00	503.00	622.00	890.00	528.00	766.00	810.00
	48"	860.00	923.00	923.00	923.00	791.00	791.00	608.00	764.00	1111.00	642.00	950.00	1039.00
	60"	899.00	953.00	953.00	953.00	816.00	816.00	626.00	787.00	1150.00	662.00	984.00	1085.00
	72"	937.00	982.00	982.00	982.00	839.00	839.00	644.00	811.00	1187.00	679.00	1012.00	1135.00
84"	1088.00	1130.00	1130.00	1130.00	926.00	926.00	703.00	893.00	1313.00	745.00	1120.00	1323.00	
1-1/2" Diameter													
AP531  1-1/2" Diameter Straight Standoffs Square Ends	12"	552.00	594.00	594.00	594.00	496.00	496.00	356.00	475.00	744.00	381.00	619.00	690.00
	18"	585.00	624.00	624.00	624.00	518.00	518.00	370.00	494.00	774.00	397.00	645.00	731.00
	24"	617.00	656.00	656.00	656.00	537.00	537.00	384.00	514.00	804.00	411.00	671.00	769.00
	36"	669.00	711.00	711.00	711.00	594.00	594.00	426.00	569.00	889.00	457.00	743.00	835.00
	48"	760.00	781.00	781.00	781.00	698.00	698.00	499.00	670.00	1047.00	537.00	872.00	950.00
	60"	829.00	851.00	851.00	851.00	746.00	746.00	534.00	716.00	1120.00	576.00	933.00	1037.00
	72"	897.00	921.00	921.00	921.00	796.00	796.00	569.00	764.00	1193.00	612.00	994.00	1121.00
	84"	1029.00	1050.00	1050.00	1050.00	880.00	880.00	631.00	845.00	1321.00	678.00	1101.00	1285.00
AP532  1-1/2" Diameter Straight Standoffs Radius Ends	12"	589.00	631.00	631.00	631.00	532.00	532.00	393.00	512.00	781.00	418.00	656.00	727.00
	18"	622.00	661.00	661.00	661.00	555.00	555.00	407.00	530.00	811.00	434.00	681.00	768.00
	24"	653.00	692.00	692.00	692.00	572.00	572.00	421.00	551.00	840.00	448.00	707.00	806.00
	36"	705.00	747.00	747.00	747.00	631.00	631.00	462.00	606.00	926.00	494.00	779.00	872.00
	48"	797.00	816.00	816.00	816.00	734.00	734.00	535.00	706.00	1083.00	572.00	908.00	987.00
	60"	866.00	888.00	888.00	888.00	783.00	783.00	570.00	753.00	1157.00	612.00	970.00	1074.00
	72"	934.00	957.00	957.00	957.00	833.00	833.00	606.00	800.00	1229.00	649.00	1030.00	1158.00
84"	1066.00	1086.00	1086.00	1086.00	917.00	917.00	666.00	881.00	1358.00	715.00	1137.00	1322.00	



NEW AP SERIES ARCHITECTURAL PULLS

AP500 SERIES: BLACK ANODIZED GRIP PULLS

Family	OA Size	605/606	609	611/612	613	613E	622	628	629	316P	630	316S	Special Finish
1-1/2" Diameter													
AP533  1-1/2" Diameter Offset Standoffs Square Ends	12"	589.00	631.00	631.00	631.00	532.00	532.00	393.00	512.00	781.00	418.00	656.00	727.00
	18"	622.00	661.00	661.00	661.00	555.00	555.00	407.00	530.00	811.00	434.00	681.00	768.00
	24"	653.00	692.00	692.00	692.00	572.00	572.00	421.00	551.00	840.00	448.00	707.00	806.00
	36"	705.00	747.00	747.00	747.00	631.00	631.00	462.00	606.00	926.00	494.00	779.00	872.00
	48"	797.00	816.00	816.00	816.00	734.00	734.00	535.00	706.00	1083.00	572.00	908.00	987.00
	60"	866.00	888.00	888.00	888.00	783.00	783.00	570.00	753.00	1157.00	612.00	970.00	1074.00
	72"	934.00	957.00	957.00	957.00	833.00	833.00	606.00	800.00	1229.00	649.00	1030.00	1158.00
	84"	1066.00	1086.00	1086.00	1086.00	917.00	917.00	666.00	881.00	1358.00	715.00	1137.00	1322.00
AP534  1-1/2" Diameter Offset Standoffs Radius Ends	12"	625.00	666.00	666.00	666.00	569.00	569.00	430.00	549.00	816.00	455.00	692.00	764.00
	18"	659.00	698.00	698.00	698.00	591.00	591.00	444.00	567.00	848.00	471.00	718.00	805.00
	24"	690.00	729.00	729.00	729.00	609.00	609.00	458.00	588.00	877.00	485.00	744.00	842.00
	36"	741.00	784.00	784.00	784.00	666.00	666.00	499.00	643.00	962.00	530.00	815.00	908.00
	48"	834.00	853.00	853.00	853.00	771.00	771.00	571.00	743.00	1120.00	609.00	945.00	1023.00
	60"	903.00	924.00	924.00	924.00	820.00	820.00	607.00	788.00	1193.00	649.00	1007.00	1110.00
	72"	971.00	994.00	994.00	994.00	869.00	869.00	643.00	837.00	1266.00	685.00	1067.00	1194.00
	84"	1103.00	1123.00	1123.00	1123.00	954.00	954.00	703.00	918.00	1394.00	751.00	1173.00	1359.00
AP535  1-1/2" Diameter Straight Standoffs Angled Ends	12"	662.00	703.00	703.00	703.00	606.00	606.00	467.00	585.00	853.00	491.00	729.00	800.00
	18"	694.00	734.00	734.00	734.00	627.00	627.00	481.00	604.00	885.00	507.00	755.00	841.00
	24"	727.00	766.00	766.00	766.00	646.00	646.00	495.00	624.00	914.00	522.00	781.00	879.00
	36"	778.00	821.00	821.00	821.00	703.00	703.00	535.00	679.00	999.00	567.00	852.00	945.00
	48"	870.00	890.00	890.00	890.00	807.00	807.00	608.00	779.00	1157.00	646.00	982.00	1059.00
	60"	939.00	961.00	961.00	961.00	856.00	856.00	644.00	825.00	1229.00	685.00	1043.00	1147.00
	72"	1008.00	1030.00	1030.00	1030.00	906.00	906.00	679.00	873.00	1302.00	721.00	1104.00	1231.00
	84"	1139.00	1160.00	1160.00	1160.00	990.00	990.00	740.00	955.00	1431.00	787.00	1210.00	1395.00
AP536  1-1/2" Diameter Offset Standoffs Angled Ends <i>Specify Handing</i>	12"	699.00	740.00	740.00	740.00	643.00	643.00	503.00	622.00	890.00	528.00	766.00	837.00
	18"	731.00	771.00	771.00	771.00	664.00	664.00	516.00	640.00	921.00	543.00	792.00	878.00
	24"	764.00	802.00	802.00	802.00	683.00	683.00	531.00	661.00	950.00	558.00	816.00	916.00
	36"	814.00	858.00	858.00	858.00	740.00	740.00	571.00	716.00	1036.00	604.00	889.00	982.00
	48"	907.00	927.00	927.00	927.00	843.00	843.00	645.00	815.00	1193.00	683.00	1018.00	1096.00
	60"	975.00	998.00	998.00	998.00	893.00	893.00	680.00	862.00	1266.00	721.00	1079.00	1183.00
	72"	1044.00	1067.00	1067.00	1067.00	943.00	943.00	716.00	909.00	1339.00	758.00	1140.00	1267.00
	84"	1176.00	1197.00	1197.00	1197.00	1027.00	1027.00	777.00	991.00	1468.00	824.00	1246.00	1432.00



NEW AP SERIES ARCHITECTURAL PULLS

AP600 SERIES: LEATHER WRAPPED LADDER PULLS



PRICE ADDERS - LIST PRICE PER PULL

Mounting Types/Pull		Door Thickness		MidPost	
E	Standard	0 • Custom	31.25	P	90.00
G	26.00	1 • 3/8"	No Charge	Leather Wrapped	
J	26.00	2 • 1/2"	No Charge	All Standard Colors Same Price	
L	94.00	3 • 1-3/8"	No Charge	B	Black
M	94.00	4 • 1-3/4"	No Charge	D	Dark Brown
N	60.00	5 • 2"	No Charge	T	Light Brown
		6 • 2-1/4"	12.50		
		7 • 2-1/2"	12.50		
		8 • 3"	12.50		

Family	OA Size	605/606	609	611/612	613	613E	622	628	629	316P	630	316S	Special Finishes
1" Diameter													
AP611 1" Diameter Straight Standoffs Square Ends Leather Wrapped	12"	1071.00	1106.00	1106.00	1106.00	836.00	836.00	777.00	850.00	1106.00	785.00	1020.00	1032.00
	18"	1224.00	1260.00	1260.00	1260.00	992.00	992.00	924.00	1010.00	1311.00	933.00	1213.00	1218.00
	24"	1506.00	1545.00	1545.00	1545.00	1271.00	1271.00	1195.00	1295.00	1684.00	1204.00	1566.00	1532.00
	36"	2070.00	2114.00	2114.00	2114.00	1828.00	1828.00	1738.00	1870.00	2430.00	1747.00	2272.00	2160.00
	48"	2120.00	2169.00	2169.00	2169.00	1892.00	1892.00	1759.00	1932.00	2511.00	1797.00	2335.00	2275.00
	60"	2731.00	2781.00	2781.00	2781.00	2489.00	2489.00	2345.00	2550.00	3314.00	2385.00	3099.00	2927.00
	72"	2766.00	2818.00	2818.00	2818.00	2532.00	2532.00	2379.00	2588.00	3365.00	2416.00	3141.00	3002.00
	84"	3119.00	3174.00	3174.00	3174.00	2880.00	2880.00	2720.00	2949.00	3832.00	2757.00	3584.00	3397.00
	96"	3152.00	3211.00	3211.00	3211.00	2924.00	2924.00	2752.00	2989.00	3887.00	2789.00	3627.00	3474.00
AP612 1" Diameter Straight Standoffs Radius Ends Leather Wrapped	12"	1105.00	1140.00	1140.00	1140.00	869.00	869.00	811.00	884.00	1140.00	819.00	1054.00	1066.00
	18"	1258.00	1294.00	1294.00	1294.00	1025.00	1025.00	958.00	1043.00	1345.00	967.00	1247.00	1251.00
	24"	1540.00	1579.00	1579.00	1579.00	1305.00	1305.00	1229.00	1329.00	1718.00	1238.00	1599.00	1566.00
	36"	2103.00	2147.00	2147.00	2147.00	1862.00	1862.00	1772.00	1903.00	2464.00	1781.00	2306.00	2194.00
	48"	2154.00	2203.00	2203.00	2203.00	1926.00	1926.00	1793.00	1966.00	2545.00	1831.00	2369.00	2309.00
	60"	2764.00	2815.00	2815.00	2815.00	2523.00	2523.00	2379.00	2584.00	3348.00	2419.00	3133.00	2961.00
	72"	2800.00	2851.00	2851.00	2851.00	2566.00	2566.00	2413.00	2622.00	3398.00	2450.00	3175.00	3036.00
	84"	3153.00	3207.00	3207.00	3207.00	2914.00	2914.00	2754.00	2983.00	3866.00	2790.00	3618.00	3431.00
	96"	3186.00	3245.00	3245.00	3245.00	2958.00	2958.00	2786.00	3023.00	3920.00	2823.00	3661.00	3508.00
AP613 1" Diameter Offset Standoffs Square Ends Leather Wrapped	12"	1105.00	1140.00	1140.00	1140.00	869.00	869.00	811.00	884.00	1140.00	819.00	1054.00	1066.00
	18"	1167.00	1294.00	1294.00	1294.00	1025.00	1025.00	958.00	1043.00	1345.00	967.00	1247.00	1251.00
	24"	1428.00	1579.00	1579.00	1579.00	1305.00	1305.00	1229.00	1329.00	1718.00	1238.00	1599.00	1566.00
	36"	1950.00	2147.00	2147.00	2147.00	1862.00	1862.00	1772.00	1903.00	2464.00	1781.00	2306.00	2194.00
	48"	1997.00	2203.00	2203.00	2203.00	1926.00	1926.00	1793.00	1966.00	2545.00	1831.00	2369.00	2309.00
	60"	2562.00	2815.00	2815.00	2815.00	2523.00	2523.00	2379.00	2584.00	3348.00	2419.00	3133.00	2961.00
	72"	2594.00	2851.00	2851.00	2851.00	2566.00	2566.00	2413.00	2622.00	3398.00	2450.00	3175.00	3036.00
	84"	2922.00	3207.00	3207.00	3207.00	2914.00	2914.00	2754.00	2983.00	3866.00	2790.00	3618.00	3431.00
	96"	2952.00	3245.00	3245.00	3245.00	2958.00	2958.00	2786.00	3023.00	3920.00	2823.00	3661.00	3508.00
AP614 1" Diameter Offset Standoffs Radius Ends Leather Wrapped	12"	1138.00	1173.00	1173.00	1173.00	903.00	903.00	845.00	918.00	1173.00	853.00	1088.00	1100.00
	18"	1292.00	1328.00	1328.00	1328.00	1059.00	1059.00	992.00	1077.00	1379.00	1001.00	1281.00	1285.00
	24"	1573.00	1613.00	1613.00	1613.00	1338.00	1338.00	1263.00	1363.00	1752.00	1272.00	1633.00	1599.00
	36"	2137.00	2181.00	2181.00	2181.00	1896.00	1896.00	1806.00	1937.00	2498.00	1815.00	2340.00	2228.00
	48"	2188.00	2237.00	2237.00	2237.00	1960.00	1960.00	1827.00	1999.00	2579.00	1865.00	2403.00	2343.00
	60"	2798.00	2849.00	2849.00	2849.00	2557.00	2557.00	2413.00	2618.00	3381.00	2453.00	3167.00	2995.00
	72"	2833.00	2885.00	2885.00	2885.00	2599.00	2599.00	2447.00	2656.00	3432.00	2484.00	3209.00	3070.00
	84"	3187.00	3241.00	3241.00	3241.00	2948.00	2948.00	2788.00	3016.00	3900.00	2824.00	3652.00	3465.00
	96"	3220.00	3279.00	3279.00	3279.00	2992.00	2992.00	2820.00	3057.00	3954.00	2857.00	3694.00	3542.00



NEW AP SERIES ARCHITECTURAL PULLS

AP600 SERIES: LEATHER WRAPPED LADDER PULLS

Family	OA Size	605/606	609	611/612	613	613E	622	628	629	316P	630	316S	Special Finishes
1" Diameter													
AP615 1" Diameter Straight Standoffs Angled Ends Leather Wrapped	12"	1172.00	1207.00	1207.00	1207.00	937.00	937.00	879.00	952.00	1207.00	886.00	1121.00	1134.00
	18"	1326.00	1362.00	1362.00	1362.00	1093.00	1093.00	1025.00	1111.00	1413.00	1034.00	1315.00	1319.00
	24"	1607.00	1647.00	1647.00	1647.00	1372.00	1372.00	1297.00	1397.00	1786.00	1306.00	1667.00	1633.00
	36"	2171.00	2215.00	2215.00	2215.00	1929.00	1929.00	1840.00	1971.00	2532.00	1849.00	2373.00	2262.00
	48"	2222.00	2271.00	2271.00	2271.00	1994.00	1994.00	1860.00	2033.00	2613.00	1899.00	2437.00	2377.00
	60"	2832.00	2883.00	2883.00	2883.00	2590.00	2590.00	2447.00	2651.00	3415.00	2486.00	3201.00	3029.00
	72"	2867.00	2919.00	2919.00	2919.00	2633.00	2633.00	2481.00	2690.00	3466.00	2518.00	3242.00	3103.00
	84"	3221.00	3275.00	3275.00	3275.00	2981.00	2981.00	2822.00	3050.00	3934.00	2858.00	3685.00	3499.00
AP616 1" Diameter Offset Standoffs Angled Ends Leather Wrapped <i>Specify Handing</i>	12"	1206.00	1241.00	1241.00	1241.00	971.00	971.00	912.00	986.00	1241.00	920.00	1155.00	1168.00
	18"	1360.00	1396.00	1396.00	1396.00	1127.00	1127.00	1059.00	1145.00	1447.00	1068.00	1349.00	1353.00
	24"	1641.00	1681.00	1681.00	1681.00	1406.00	1406.00	1331.00	1431.00	1820.00	1340.00	1701.00	1667.00
	36"	2205.00	2249.00	2249.00	2249.00	1963.00	1963.00	1874.00	2005.00	2566.00	1883.00	2407.00	2296.00
	48"	2256.00	2305.00	2305.00	2305.00	2028.00	2028.00	1894.00	2067.00	2647.00	1933.00	2471.00	2411.00
	60"	2866.00	2917.00	2917.00	2917.00	2624.00	2624.00	2481.00	2685.00	3449.00	2520.00	3235.00	3063.00
	72"	2901.00	2953.00	2953.00	2953.00	2667.00	2667.00	2515.00	2724.00	3500.00	2552.00	3276.00	3137.00
	84"	3255.00	3309.00	3309.00	3309.00	3015.00	3015.00	2856.00	3084.00	3968.00	2892.00	3719.00	3533.00
96"	3288.00	3346.00	3346.00	3346.00	3059.00	3059.00	2888.00	3125.00	4022.00	2925.00	3762.00	3610.00	
1-1/4" Diameter													
AP621 1-1/4" Diameter Straight Standoffs Square Ends Leather Wrapped	12"	1090.00	1125.00	1125.00	1125.00	853.00	853.00	789.00	867.00	1126.00	799.00	1066.00	1064.00
	18"	1243.00	1281.00	1281.00	1281.00	1008.00	1008.00	937.00	1027.00	1334.00	947.00	1231.00	1249.00
	24"	1525.00	1564.00	1564.00	1564.00	1288.00	1288.00	1210.00	1315.00	1708.00	1219.00	1584.00	1563.00
	36"	2153.00	2197.00	2197.00	2197.00	1907.00	1907.00	1814.00	1952.00	2537.00	1822.00	2369.00	2255.00
	48"	2461.00	2509.00	2509.00	2509.00	2216.00	2216.00	2082.00	2267.00	2948.00	2118.00	2752.00	2624.00
	60"	2751.00	2802.00	2802.00	2802.00	2506.00	2506.00	2361.00	2563.00	3333.00	2397.00	3116.00	2955.00
	72"	2977.00	3030.00	3030.00	3030.00	2733.00	2733.00	2578.00	2798.00	3637.00	2614.00	3398.00	3226.00
	84"	3202.00	3259.00	3259.00	3259.00	2960.00	2960.00	2796.00	3030.00	3939.00	2832.00	3681.00	3492.00
AP622 1-1/4" Diameter Straight Standoffs Radius Ends Leather Wrapped	12"	1124.00	1159.00	1159.00	1159.00	886.00	886.00	823.00	901.00	1160.00	833.00	1100.00	1098.00
	18"	1277.00	1315.00	1315.00	1315.00	1042.00	1042.00	971.00	1060.00	1368.00	981.00	1265.00	1283.00
	24"	1559.00	1598.00	1598.00	1598.00	1321.00	1321.00	1243.00	1349.00	1742.00	1253.00	1618.00	1597.00
	36"	2187.00	2231.00	2231.00	2231.00	1941.00	1941.00	1848.00	1986.00	2571.00	1856.00	2403.00	2289.00
	48"	2494.00	2543.00	2543.00	2543.00	2250.00	2250.00	2116.00	2301.00	2981.00	2152.00	2786.00	2658.00
	60"	2785.00	2836.00	2836.00	2836.00	2540.00	2540.00	2395.00	2597.00	3367.00	2431.00	3150.00	2989.00
	72"	3011.00	3064.00	3064.00	3064.00	2767.00	2767.00	2612.00	2832.00	3671.00	2648.00	3432.00	3259.00
	84"	3236.00	3293.00	3293.00	3293.00	2994.00	2994.00	2830.00	3064.00	3972.00	2866.00	3715.00	3526.00
AP623 1-1/4" Diameter Offset Standoffs Square Ends Leather Wrapped	12"	1124.00	1159.00	1159.00	1159.00	886.00	886.00	823.00	901.00	1160.00	833.00	1100.00	1098.00
	18"	1277.00	1315.00	1315.00	1315.00	1042.00	1042.00	971.00	1060.00	1368.00	981.00	1265.00	1283.00
	24"	1559.00	1598.00	1598.00	1598.00	1321.00	1321.00	1243.00	1349.00	1742.00	1253.00	1618.00	1597.00
	36"	2187.00	2231.00	2231.00	2231.00	1941.00	1941.00	1848.00	1986.00	2571.00	1856.00	2403.00	2289.00
	48"	2494.00	2543.00	2543.00	2543.00	2250.00	2250.00	2116.00	2301.00	2981.00	2152.00	2786.00	2658.00
	60"	2785.00	2836.00	2836.00	2836.00	2540.00	2540.00	2395.00	2597.00	3367.00	2431.00	3150.00	2989.00
	72"	3011.00	3064.00	3064.00	3064.00	2767.00	2767.00	2612.00	2832.00	3671.00	2648.00	3432.00	3259.00
	84"	3236.00	3293.00	3293.00	3293.00	2994.00	2994.00	2830.00	3064.00	3972.00	2866.00	3715.00	3526.00
96"	3462.00	3520.00	3520.00	3520.00	3221.00	3221.00	3048.00	3296.00	4274.00	3083.00	3998.00	3794.00	



NEW AP SERIES ARCHITECTURAL PULLS

AP600 SERIES: LEATHER WRAPPED LADDER PULLS

Family	OA Size	605/606	609	611/612	613	613E	622	628	629	316P	630	316S	Special Finishes
1-1/4" Diameter													
AP624 1-1/4" Diameter Offset Standoffs Radius Ends Leather Wrapped	12"	1158.00	1193.00	1193.00	1193.00	920.00	920.00	857.00	935.00	1194.00	867.00	1134.00	1132.00
	18"	1311.00	1349.00	1349.00	1349.00	1076.00	1076.00	1005.00	1094.00	1402.00	1015.00	1299.00	1317.00
	24"	1593.00	1632.00	1632.00	1632.00	1355.00	1355.00	1277.00	1382.00	1776.00	1286.00	1651.00	1631.00
	36"	2221.00	2265.00	2265.00	2265.00	1975.00	1975.00	1882.00	2020.00	2605.00	1890.00	2437.00	2323.00
	48"	2528.00	2577.00	2577.00	2577.00	2284.00	2284.00	2150.00	2335.00	3015.00	2186.00	2820.00	2692.00
	60"	2819.00	2870.00	2870.00	2870.00	2574.00	2574.00	2429.00	2631.00	3401.00	2465.00	3184.00	3023.00
	72"	3045.00	3098.00	3098.00	3098.00	2801.00	2801.00	2646.00	2866.00	3705.00	2682.00	3466.00	3293.00
	84"	3270.00	3327.00	3327.00	3327.00	3028.00	3028.00	2864.00	3098.00	4006.00	2900.00	3749.00	3560.00
AP625 1-1/4" Diameter Straight Standoffs Angled Ends Leather Wrapped	12"	1192.00	1227.00	1227.00	1227.00	954.00	954.00	891.00	969.00	1228.00	901.00	1168.00	1166.00
	18"	1345.00	1382.00	1382.00	1382.00	1110.00	1110.00	1039.00	1128.00	1436.00	1049.00	1333.00	1351.00
	24"	1627.00	1666.00	1666.00	1666.00	1389.00	1389.00	1311.00	1416.00	1810.00	1320.00	1685.00	1665.00
	36"	2255.00	2299.00	2299.00	2299.00	2009.00	2009.00	1916.00	2054.00	2639.00	1924.00	2471.00	2357.00
	48"	2562.00	2611.00	2611.00	2611.00	2318.00	2318.00	2184.00	2369.00	3049.00	2220.00	2854.00	2726.00
	60"	2853.00	2903.00	2903.00	2903.00	2607.00	2607.00	2463.00	2665.00	3435.00	2499.00	3218.00	3057.00
	72"	3079.00	3132.00	3132.00	3132.00	2835.00	2835.00	2680.00	2900.00	3739.00	2716.00	3500.00	3327.00
	84"	3303.00	3361.00	3361.00	3361.00	3062.00	3062.00	2898.00	3132.00	4040.00	2934.00	3783.00	3594.00
AP626 1-1/4" Diameter Offset Standoffs Angled Ends Leather Wrapped <i>Specify Handing</i>	12"	1225.00	1260.00	1260.00	1260.00	988.00	988.00	925.00	1003.00	1262.00	935.00	1202.00	1199.00
	18"	1379.00	1416.00	1416.00	1416.00	1144.00	1144.00	1073.00	1162.00	1469.00	1083.00	1367.00	1385.00
	24"	1660.00	1700.00	1700.00	1700.00	1423.00	1423.00	1345.00	1450.00	1844.00	1354.00	1719.00	1699.00
	36"	2289.00	2333.00	2333.00	2333.00	2042.00	2042.00	1950.00	2088.00	2673.00	1958.00	2505.00	2390.00
	48"	2596.00	2645.00	2645.00	2645.00	2352.00	2352.00	2218.00	2403.00	3083.00	2254.00	2888.00	2760.00
	60"	2887.00	2937.00	2937.00	2937.00	2641.00	2641.00	2497.00	2699.00	3468.00	2533.00	3252.00	3091.00
	72"	3113.00	3166.00	3166.00	3166.00	2868.00	2868.00	2714.00	2934.00	3772.00	2750.00	3534.00	3361.00
	84"	3337.00	3395.00	3395.00	3395.00	3096.00	3096.00	2932.00	3166.00	4074.00	2968.00	3817.00	3628.00
AP631 1-1/2" Diameter Straight Standoffs Square Ends Leather Wrapped	12"	1102.00	1138.00	1138.00	1138.00	874.00	874.00	799.00	888.00	1153.00	814.00	1058.00	1101.00
	18"	1256.00	1294.00	1294.00	1294.00	1029.00	1029.00	947.00	1046.00	1359.00	962.00	1250.00	1288.00
	24"	1537.00	1579.00	1579.00	1579.00	1308.00	1308.00	1219.00	1333.00	1732.00	1233.00	1604.00	1601.00
	36"	2167.00	2214.00	2214.00	2214.00	1928.00	1928.00	1822.00	1971.00	2562.00	1839.00	2390.00	2293.00
	48"	2476.00	2526.00	2526.00	2526.00	2237.00	2237.00	2091.00	2286.00	2972.00	2133.00	2772.00	2659.00
	60"	2767.00	2819.00	2819.00	2819.00	2524.00	2524.00	2369.00	2583.00	3357.00	2412.00	3134.00	2989.00
	72"	2994.00	3048.00	3048.00	3048.00	2751.00	2751.00	2588.00	2814.00	3658.00	2629.00	3418.00	3258.00
	84"	3221.00	3277.00	3277.00	3277.00	2978.00	2978.00	2805.00	3046.00	3959.00	2846.00	3700.00	3524.00
AP632 1-1/2" Diameter Straight Standoffs Radius Ends Leather Wrapped	12"	1136.00	1172.00	1172.00	1172.00	908.00	908.00	833.00	921.00	1187.00	848.00	1092.00	1135.00
	18"	1290.00	1328.00	1328.00	1328.00	1063.00	1063.00	981.00	1080.00	1393.00	996.00	1284.00	1321.00
	24"	1571.00	1613.00	1613.00	1613.00	1342.00	1342.00	1253.00	1367.00	1766.00	1267.00	1638.00	1634.00
	36"	2201.00	2248.00	2248.00	2248.00	1962.00	1962.00	1856.00	2005.00	2596.00	1873.00	2424.00	2327.00
	48"	2510.00	2560.00	2560.00	2560.00	2271.00	2271.00	2125.00	2320.00	3006.00	2167.00	2806.00	2693.00
	60"	2801.00	2853.00	2853.00	2853.00	2558.00	2558.00	2403.00	2616.00	3390.00	2446.00	3168.00	3023.00
	72"	3028.00	3082.00	3082.00	3082.00	2785.00	2785.00	2622.00	2848.00	3692.00	2663.00	3452.00	3292.00
	84"	3255.00	3311.00	3311.00	3311.00	3012.00	3012.00	2839.00	3080.00	3993.00	2880.00	3734.00	3558.00
96"	3480.00	3541.00	3541.00	3541.00	3240.00	3240.00	3056.00	3314.00	4298.00	3099.00	4018.00	3828.00	



NEW AP SERIES ARCHITECTURAL PULLS


AP600 SERIES: LEATHER WRAPPED LADDER PULLS

Family	OA Size	605/606	609	611/612	613	613E	622	628	629	316P	630	316S	Special Finishes
1-1/2" Diameter													
AP633 1-1/2" Diameter Offset Standoffs Square Ends Leather Wrapped	12"	1136.00	1172.00	1172.00	1172.00	908.00	908.00	833.00	921.00	1187.00	848.00	1092.00	1135.00
	18"	1290.00	1328.00	1328.00	1328.00	1063.00	1063.00	981.00	1080.00	1393.00	996.00	1284.00	1321.00
	24"	1571.00	1613.00	1613.00	1613.00	1342.00	1342.00	1253.00	1367.00	1766.00	1267.00	1638.00	1634.00
	36"	2201.00	2248.00	2248.00	2248.00	1962.00	1962.00	1856.00	2005.00	2596.00	1873.00	2424.00	2327.00
	48"	2510.00	2560.00	2560.00	2560.00	2271.00	2271.00	2125.00	2320.00	3006.00	2167.00	2806.00	2693.00
	60"	2801.00	2853.00	2853.00	2853.00	2558.00	2558.00	2403.00	2616.00	3390.00	2446.00	3168.00	3023.00
	72"	3028.00	3082.00	3082.00	3082.00	2785.00	2785.00	2622.00	2848.00	3692.00	2663.00	3452.00	3292.00
	84"	3255.00	3311.00	3311.00	3311.00	3012.00	3012.00	2839.00	3080.00	3993.00	2880.00	3734.00	3558.00
AP634 1-1/2" Diameter Offset Standoffs Radius Ends Leather Wrapped	12"	1170.00	1206.00	1206.00	1206.00	942.00	942.00	867.00	955.00	1221.00	882.00	1126.00	1169.00
	18"	1324.00	1362.00	1362.00	1362.00	1097.00	1097.00	1015.00	1114.00	1427.00	1030.00	1318.00	1355.00
	24"	1605.00	1647.00	1647.00	1647.00	1376.00	1376.00	1286.00	1401.00	1799.00	1301.00	1672.00	1668.00
	36"	2235.00	2282.00	2282.00	2282.00	1996.00	1996.00	1890.00	2039.00	2630.00	1907.00	2458.00	2361.00
	48"	2544.00	2594.00	2594.00	2594.00	2305.00	2305.00	2159.00	2354.00	3040.00	2201.00	2840.00	2727.00
	60"	2835.00	2887.00	2887.00	2887.00	2592.00	2592.00	2437.00	2650.00	3424.00	2480.00	3202.00	3057.00
	72"	3062.00	3116.00	3116.00	3116.00	2819.00	2819.00	2656.00	2882.00	3726.00	2697.00	3485.00	3326.00
	84"	3289.00	3345.00	3345.00	3345.00	3046.00	3046.00	2873.00	3114.00	4027.00	2914.00	3768.00	3592.00
AP635 1-1/2" Diameter Straight Standoffs Angled Ends Leather Wrapped	12"	1204.00	1240.00	1240.00	1240.00	976.00	976.00	901.00	989.00	1255.00	916.00	1160.00	1203.00
	18"	1358.00	1396.00	1396.00	1396.00	1130.00	1130.00	1049.00	1147.00	1460.00	1064.00	1352.00	1389.00
	24"	1639.00	1681.00	1681.00	1681.00	1410.00	1410.00	1320.00	1434.00	1833.00	1335.00	1706.00	1702.00
	36"	2268.00	2316.00	2316.00	2316.00	2030.00	2030.00	1924.00	2073.00	2664.00	1941.00	2492.00	2395.00
	48"	2578.00	2628.00	2628.00	2628.00	2338.00	2338.00	2193.00	2388.00	3074.00	2235.00	2874.00	2761.00
	60"	2868.00	2920.00	2920.00	2920.00	2625.00	2625.00	2471.00	2684.00	3458.00	2514.00	3236.00	3091.00
	72"	3096.00	3150.00	3150.00	3150.00	2853.00	2853.00	2690.00	2916.00	3760.00	2731.00	3519.00	3360.00
	84"	3323.00	3379.00	3379.00	3379.00	3080.00	3080.00	2907.00	3148.00	4061.00	2948.00	3802.00	3626.00
AP636 1-1/2" Diameter Offset Standoffs Angled Ends Leather Wrapped <i>Specify Handing</i>	12"	1238.00	1274.00	1274.00	1274.00	1010.00	1010.00	935.00	1023.00	1289.00	950.00	1194.00	1237.00
	18"	1392.00	1430.00	1430.00	1430.00	1164.00	1164.00	1083.00	1181.00	1494.00	1098.00	1386.00	1423.00
	24"	1673.00	1715.00	1715.00	1715.00	1444.00	1444.00	1354.00	1468.00	1867.00	1369.00	1740.00	1736.00
	36"	2302.00	2350.00	2350.00	2350.00	2064.00	2064.00	1958.00	2107.00	2698.00	1975.00	2526.00	2429.00
	48"	2612.00	2662.00	2662.00	2662.00	2372.00	2372.00	2227.00	2422.00	3108.00	2268.00	2908.00	2795.00
	60"	2902.00	2954.00	2954.00	2954.00	2659.00	2659.00	2505.00	2718.00	3492.00	2548.00	3270.00	3125.00
	72"	3129.00	3184.00	3184.00	3184.00	2887.00	2887.00	2724.00	2950.00	3794.00	2764.00	3553.00	3394.00
	84"	3357.00	3413.00	3413.00	3413.00	3114.00	3114.00	2941.00	3181.00	4094.00	2981.00	3836.00	3659.00
96"	3581.00	3642.00	3642.00	3642.00	3342.00	3342.00	3158.00	3415.00	4400.00	3201.00	4119.00	3930.00	



NEW AP SERIES ARCHITECTURAL PULLS

AP700 SERIES: SQUARE & RECTANGULAR PULLS



PRICE ADDERS - LIST PRICE PER PULL

Mounting Types/Pull		Door Thickness		MidPost	
E	Standard	0 • Custom	31.25	P	90.00
G	26.00	1 • 3/8"	No Charge		
J	26.00	2 • 1/2"	No Charge		
L	94.00	3 • 1-3/8"	No Charge		
M	94.00	4 • 1-3/4"	No Charge		
N	60.00	5 • 2"	No Charge		
		6 • 2-1/4"	12.50		
		7 • 2-1/2"	12.50		
		8 • 3"	12.50		

Family	OA Size	605/606	609	611/612	612E	613	613E	622	628	629	630	Special Finishes
3/4" x 3/4" Square												
AP711 3/4" Square Bridge Posts	12"	604.00	604.00	604.00	465.00	604.00	465.00	465.00	318.00	407.00	352.00	725.00
	18"	595.00	595.00	595.00	475.00	595.00	475.00	475.00	332.00	408.00	365.00	713.00
	24"	629.00	629.00	629.00	503.00	629.00	503.00	503.00	355.00	440.00	392.00	755.00
	36"	700.00	700.00	700.00	559.00	700.00	559.00	559.00	407.00	503.00	449.00	839.00
	48"	769.00	769.00	769.00	616.00	769.00	616.00	616.00	457.00	565.00	504.00	923.00
AP712 3/4" Square End Posts	12"	429.00	429.00	429.00	343.00	429.00	343.00	343.00	248.00	305.00	274.00	515.00
	18"	492.00	492.00	492.00	393.00	492.00	393.00	393.00	274.00	337.00	302.00	590.00
	24"	552.00	552.00	552.00	443.00	552.00	443.00	443.00	299.00	369.00	330.00	662.00
	36"	625.00	625.00	625.00	500.00	625.00	500.00	500.00	352.00	434.00	389.00	751.00
	48"	698.00	698.00	698.00	557.00	698.00	557.00	557.00	405.00	500.00	446.00	837.00
	60"	885.00	885.00	885.00	707.00	885.00	707.00	707.00	539.00	650.00	596.00	1061.00
1" x 1" Square												
AP721 1" Square Bridge Posts	12"	681.00	681.00	681.00	525.00	681.00	525.00	525.00	354.00	454.00	389.00	819.00
	18"	708.00	708.00	708.00	546.00	708.00	546.00	546.00	381.00	488.00	420.00	851.00
	24"	735.00	735.00	735.00	567.00	735.00	567.00	567.00	409.00	524.00	450.00	881.00
	36"	816.00	816.00	816.00	629.00	816.00	629.00	629.00	467.00	598.00	515.00	981.00
	48"	896.00	896.00	896.00	690.00	896.00	690.00	690.00	522.00	669.00	577.00	1076.00
AP722 1" Square End Posts	12"	541.00	541.00	541.00	418.00	541.00	418.00	418.00	294.00	375.00	324.00	650.00
	18"	598.00	598.00	598.00	461.00	598.00	461.00	461.00	322.00	410.00	355.00	718.00
	24"	652.00	652.00	652.00	502.00	652.00	502.00	502.00	352.00	449.00	388.00	783.00
	36"	737.00	737.00	737.00	567.00	737.00	567.00	567.00	409.00	523.00	450.00	885.00
	48"	816.00	816.00	816.00	629.00	816.00	629.00	629.00	467.00	597.00	515.00	981.00
	60"	1020.00	1020.00	1020.00	785.00	1020.00	785.00	785.00	607.00	758.00	672.00	1226.00
1-1/4" x 1-1/4" Square												
AP731 1-1/4" Square Bridge Posts	12"	757.00	757.00	757.00	584.00	757.00	584.00	584.00	388.00	497.00	426.00	909.00
	18"	773.00	773.00	773.00	596.00	773.00	596.00	596.00	418.00	537.00	461.00	929.00
	24"	788.00	788.00	788.00	608.00	788.00	608.00	608.00	447.00	572.00	492.00	947.00
	36"	877.00	877.00	877.00	677.00	877.00	677.00	677.00	507.00	652.00	561.00	1051.00
	48"	960.00	960.00	960.00	740.00	960.00	740.00	740.00	566.00	725.00	625.00	1151.00
AP732 1-1/4" Square End Posts	12"	618.00	618.00	618.00	475.00	618.00	475.00	475.00	327.00	420.00	361.00	740.00
	18"	663.00	663.00	663.00	512.00	663.00	512.00	512.00	359.00	458.00	394.00	796.00
	24"	706.00	706.00	706.00	544.00	706.00	544.00	544.00	389.00	497.00	428.00	848.00
	36"	796.00	796.00	796.00	613.00	796.00	613.00	613.00	450.00	577.00	497.00	955.00
	48"	880.00	880.00	880.00	679.00	880.00	679.00	679.00	512.00	653.00	565.00	1057.00
	60"	1084.00	1084.00	1084.00	835.00	1084.00	835.00	835.00	652.00	815.00	719.00	1300.00



NEW AP SERIES ARCHITECTURAL PULLS

AP700 SERIES: SQUARE & RECTANGULAR PULLS

Family	OA Size	605/606	609	611/612	612E	613	613E	622	628	629	630	Special Finishes
1" x 1-1/2" Rectangular												
Notes: (F) Face, (D) Depth												
AP763 1-1/2" (F) x 1" (D) Rectangular Bridge Posts	12"	657.00	657.00	657.00	505.00	657.00	505.00	505.00	355.00	454.00	391.00	788.00
	18"	835.00	835.00	835.00	644.00	835.00	644.00	644.00	463.00	594.00	512.00	1002.00
	24"	1010.00	1010.00	1010.00	778.00	1010.00	778.00	778.00	571.00	734.00	631.00	1211.00
	36"	1321.00	1321.00	1321.00	1018.00	1321.00	1018.00	1018.00	788.00	1013.00	872.00	1585.00
	48"	1631.00	1631.00	1631.00	1257.00	1631.00	1257.00	1257.00	1008.00	1293.00	1113.00	1958.00
AP764 1-1/2" (F) x 1" (D) Rectangular End Posts	12"	579.00	579.00	579.00	445.00	579.00	445.00	445.00	298.00	381.00	328.00	697.00
	18"	734.00	734.00	734.00	566.00	734.00	566.00	566.00	408.00	522.00	449.00	880.00
	24"	890.00	890.00	890.00	685.00	890.00	685.00	685.00	516.00	662.00	569.00	1068.00
	36"	1241.00	1241.00	1241.00	956.00	1241.00	956.00	956.00	735.00	943.00	811.00	1488.00
	48"	1547.00	1547.00	1547.00	1191.00	1547.00	1191.00	1191.00	953.00	1364.00	1053.00	1858.00
60"	1751.00	1751.00	1751.00	1348.00	1751.00	1348.00	1348.00	1094.00	1526.00	1209.00	2100.00	
1" x 2" Rectangular												
Notes: (F) Face, (D) Depth												
AP771 1" (F) x 2" (D) Rectangular Bridge Posts	12"	728.00	728.00	728.00	559.00	728.00	559.00	559.00	392.00	502.00	433.00	872.00
	18"	923.00	923.00	923.00	711.00	923.00	711.00	711.00	513.00	656.00	566.00	1109.00
	24"	1116.00	1116.00	1116.00	861.00	1116.00	861.00	861.00	632.00	812.00	698.00	1339.00
	36"	1460.00	1460.00	1460.00	1125.00	1460.00	1125.00	1125.00	873.00	1120.00	964.00	1753.00
	48"	1805.00	1805.00	1805.00	1389.00	1805.00	1389.00	1389.00	1115.00	1429.00	1231.00	2165.00
60"	2029.00	2029.00	2029.00	1563.00	2029.00	1563.00	1563.00	1270.00	1609.00	1403.00	2433.00	
AP772 1" (F) x 2" (D) Rectangular End Posts	12"	640.00	640.00	640.00	492.00	640.00	492.00	492.00	330.00	421.00	363.00	768.00
	18"	812.00	812.00	812.00	625.00	812.00	625.00	625.00	453.00	577.00	497.00	974.00
	24"	984.00	984.00	984.00	757.00	984.00	757.00	757.00	570.00	732.00	629.00	1180.00
	36"	1371.00	1371.00	1371.00	1057.00	1371.00	1057.00	1057.00	812.00	1043.00	896.00	1645.00
	48"	1711.00	1711.00	1711.00	1318.00	1711.00	1318.00	1318.00	1054.00	1508.00	1162.00	2053.00
60"	1933.00	1933.00	1933.00	1489.00	1933.00	1489.00	1489.00	1211.00	1686.00	1337.00	2321.00	
AP773 2" (F) x 1" (D) Rectangular Bridge Posts	12"	728.00	728.00	728.00	559.00	728.00	559.00	559.00	392.00	502.00	433.00	872.00
	18"	923.00	923.00	923.00	711.00	923.00	711.00	711.00	513.00	656.00	566.00	1109.00
	24"	1116.00	1116.00	1116.00	861.00	1116.00	861.00	861.00	632.00	812.00	698.00	1339.00
	36"	1460.00	1460.00	1460.00	1125.00	1460.00	1125.00	1125.00	873.00	1120.00	964.00	1753.00
	48"	1805.00	1805.00	1805.00	1389.00	1805.00	1389.00	1389.00	1115.00	1429.00	1231.00	2165.00
60"	2029.00	2029.00	2029.00	1563.00	2029.00	1563.00	1563.00	1270.00	1609.00	1403.00	2433.00	
AP774 2" (F) x 1" (D) Rectangular End Posts	12"	640.00	640.00	640.00	492.00	640.00	492.00	492.00	330.00	421.00	363.00	768.00
	18"	812.00	812.00	812.00	625.00	812.00	625.00	625.00	453.00	577.00	497.00	974.00
	24"	984.00	984.00	984.00	757.00	984.00	757.00	757.00	570.00	732.00	629.00	1180.00
	36"	1371.00	1371.00	1371.00	1057.00	1371.00	1057.00	1057.00	812.00	1043.00	896.00	1645.00
	48"	1711.00	1711.00	1711.00	1318.00	1711.00	1318.00	1318.00	1054.00	1508.00	1162.00	2053.00
60"	1933.00	1933.00	1933.00	1489.00	1933.00	1489.00	1489.00	1211.00	1686.00	1337.00	2321.00	



NEW AP SERIES ARCHITECTURAL PULLS

APC10: ROUND CLOSET & CABINET PULLS (Formerly 571 SERIES)



Family	OA Size	605/606	611/612	613	613E	622	628	629	630	Special
APC11: 1/2" dia. Round "Ladder" Type Closet or Cabinet Pulls										
APC11 1/2" Dia. Square Ends	4"	80.00	87.00	87.00	48.00	48.00	32.00	42.00	34.00	118.00
	5"	81.00	91.00	91.00	50.00	50.00	34.00	43.00	36.00	122.00
	6"	82.00	92.00	92.00	72.00	72.00	48.00	63.00	49.00	124.00
	8"	89.00	95.00	95.00	81.00	81.00	53.00	71.00	56.00	127.00
	10"	93.00	98.00	98.00	87.00	87.00	58.00	75.00	60.00	133.00
	12"	105.00	114.00	114.00	93.00	93.00	62.00	80.00	64.00	154.00
	18"	138.00	150.00	150.00	100.00	100.00	68.00	89.00	70.00	203.00
	24"	158.00	173.00	173.00	121.00	121.00	80.00	106.00	84.00	233.00
30"	187.00	202.00	202.00	143.00	143.00	93.00	122.00	98.00	271.00	
APC12: 5/8" dia. Round "Ladder" Type Closet or Cabinet Pulls										
APC12 5/8" Dia. Square Ends	4"	106.00	111.00	111.00	70.00	70.00	46.00	60.00	49.00	152.00
	5"	107.00	114.00	114.00	78.00	78.00	51.00	67.00	53.00	154.00
	6"	107.00	116.00	116.00	90.00	90.00	59.00	77.00	62.00	156.00
	8"	109.00	119.00	119.00	93.00	93.00	62.00	80.00	64.00	159.00
	10"	125.00	136.00	136.00	95.00	95.00	63.00	81.00	67.00	184.00
	12"	133.00	144.00	144.00	100.00	100.00	68.00	89.00	70.00	192.00
	18"	184.00	197.00	197.00	133.00	133.00	87.00	114.00	91.00	267.00
	24"	208.00	225.00	225.00	149.00	149.00	99.00	129.00	103.00	303.00
30"	247.00	270.00	270.00	164.00	164.00	107.00	139.00	112.00	365.00	

PRICE ADDERS - LIST PRICE PER PULL

Mounting Types	
E • Thru-bolt	No Charge
G • BTB	\$26.00
J • Concealed	\$26.00

Door Thickness	
0 • Custom	\$31.25
1 • 3/8"	No Charge
2 • 1/2"	No Charge
3 • 1-3/8"	No Charge
4 • 1-3/4"	No Charge
5 • 2"	No Charge
6 • 2-1/4"	\$12.50
7 • 2-1/2"	\$12.50
8 • 3"	\$12.50



NEW AP SERIES ARCHITECTURAL PULLS

APC20: RECTANGULAR CLOSET & CABINET PULLS



Family	Width	Depth	313	335	628	712	Special
APC20: Rectangular Pulls, 9" CTC							
APC21	1/2"	1/2"	64.00	64.00	58.00	70.00	92.00
APC22	3/4"	1/2"	70.00	70.00	64.00	77.00	99.00
APC23	1"	1/2"	77.00	77.00	70.00	82.00	106.00

PRICE ADDERS - LIST PRICE PER PULL

Mounting Types	
E • Thru-bolt	No Charge
G • BTB	\$26.00
J • Concealed	\$26.00

Door Thickness	
0 • Custom	\$31.25
1 • 3/8"	No Charge
2 • 1/2"	No Charge
3 • 1-3/8"	No Charge
4 • 1-3/4"	No Charge
5 • 2"	No Charge
6 • 2-1/4"	\$12.50
7 • 2-1/2"	\$12.50
8 • 3"	\$12.50

APC30: MODERN EDGE PULL



Family	Length	Width	313	335	628	712	Special
APC30: Modern Edge Pulls							
APC30-3	3"	2.5"	37.00	37.00	33.00	39.00	46.00
APC30-4	4"	2.5"	42.00	42.00	38.00	46.00	54.00
APC30-6	6"	2.5"	54.00	54.00	49.00	58.00	69.00
APC30-8	8"	2.5"	65.00	65.00	52.00	70.00	82.00
APC30-10	10"	2.5"	77.00	77.00	60.00	82.00	97.00
APC30-12	12"	2.5"	87.00	87.00	69.00	95.00	110.00
APC30-18	18"	2.5"	122.00	122.00	98.00	134.00	157.00
APC30-24	24"	2.5"	159.00	159.00	127.00	174.00	202.00

















BOXED PRICES ARE GENERALLY STOCKED IN OCEANSIDE AND AVAILABLE FOR QUICK SHIP.
STOCKING LIST FOR OTHER WAREHOUSES ALSO AVAILABLE.



Mastercraft Bronze Notes:

DB - Dark Bronze
SB - Satin Bronze
SND - Satin Nickel Bronze
612 - Satin Bronze
613 - Oil Rubbed Bronze
Please see Order Acceptance Conditions for Mastercraft Bronze on page iv

TRIMCO	DESCRIPTION	DB	SB	SNB	612	613		710 Cu+	Special Finishes
	<p>Aberdeen X Velazquez  MasterCraft Bronze Pull Plate 3-1/2" x 14-3/4" Plate 6-1/4" ctc Pull</p> <p>Formerlyly: 1900 Pull Plate</p>	1246.00	1246.00	1246.00	1246.00	1246.00			
	<p>Aberdeen MasterCraft Bronze Push Plate 3-1/2" x 14-3/4"</p> <p>Formerlyly: 1901 Push Plate</p>	711.00	711.00	711.00	711.00	711.00			
	<p>STANLEY MasterCraft Bronze Push Plate 3-1/2" x 20-1/2"</p> <p>Formerly PART #: 15</p>	744.00	744.00	744.00	744.00	744.00		Quote	Quote
	<p>PIERCE  Classic Pull Plate 3-1/2" x 20-1/2"</p> <p><u>Note(s):</u> BTB application available. Add \$13.00 LIST per location.</p> <p>Formerly PART #: 16</p>	1024.00	1024.00	1024.00	1024.00	1024.00		Quote	Quote
	<p>LAVA Classic Push Plate 3-5/8" x 20-1/2"</p> <p>Formerly PART #: 17</p>	744.00	744.00	744.00	744.00	744.00		Quote	Quote
	<p>LAVA - CAIRO  Classic Pull Plate 3-5/8" x 20-1/2"</p> <p><u>Note(s):</u> BTB application available. Add \$13.00 LIST per location.</p> <p>Formerly PART #: 18</p>	1240.00	1240.00	1240.00	1240.00	1240.00		Quote	Quote
	<p>35  Classic Door Pull 12-1/2" ctc</p> <p><u>Note(s):</u> BTB application available. Add \$13.00 LIST per location.</p>	1042.00	1042.00	1042.00	1042.00	1042.00		Quote	Quote
	<p>WENDELL MasterCraft Bronze Push Plate 3-3/4" x 15"</p> <p>Formerly PART #: 50</p>	678.00	678.00	678.00	678.00	678.00		Quote	Quote
	<p>WENDELL X1117-1  MasterCraft Bronze Pull Plate 3-3/4" x 15" x 5" ctc Pull</p> <p>Formerly PART #: 50x1117-1</p>	794.00	794.00	794.00	794.00	794.00		Quote	Quote



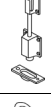
















BOXED PRICES ARE GENERALLY STOCKED IN OCEANSIDE AND AVAILABLE FOR QUICK SHIP.
STOCKING LIST FOR OTHER WAREHOUSES ALSO AVAILABLE.

	TRIMCO	DESCRIPTION	605/ 606	613	613E	622	625	626	628	629	630	710 Cu+	Special Finishes
ROUND BACK PLATES, 1/8" THICK													
	BP1	1" dia. Back Plate, 1/4" dia. hole	21.00	21.00	21.00	27.00	21.00	21.00	21.00	21.00	19.00		30.00
	BP2	1-1/4" dia. Back Plate, 5/16" dia. hole	22.00	22.00	22.00	29.00	22.00	22.00	22.00	22.00	21.00		32.00
	BP3	1-1/2" dia. Back Plate, 5/16" dia. hole	24.00	24.00	24.00	31.00	24.00	24.00	24.00	24.00	22.00		33.00
	BP4	2" dia. Back Plate, 5/16" dia. hole	26.00	26.00	26.00	34.00	26.00	26.00	26.00	26.00	24.00		35.00
	BP5	3/4" dia. Back Plate, 1/4" dia. hole	20.00	20.00	20.00	26.00	20.00	20.00	20.00	20.00	18.00		29.00
	BP6	1" dia. Back Plate, 5/16" dia. hole	21.00	21.00	21.00	27.00	21.00	21.00	21.00	21.00	19.00		30.00
	BP7	3/4" dia. Back Plate, 5/16" dia. hole	20.00	20.00	20.00	26.00	20.00	20.00	20.00	20.00	18.00		29.00
	BP8	1/2" dia. Back Plate, 5/16" dia. hole	20.00	20.00	20.00	26.00	20.00	20.00	20.00	20.00	18.00		29.00
	BP9	1-3/4" dia. Back Plate, 5/16" dia. hole	26.00	26.00	26.00	34.00	26.00	26.00	26.00	26.00	24.00		35.00
	BP10	1-1/2" dia. Back Plate, 5/16" dia. hole	24.00	24.00	24.00	31.00	24.00	24.00	24.00	24.00	22.00		33.00
	BP11	1" dia. Back Plate, 7/16" dia. hole	21.00	21.00	21.00	27.00	21.00	21.00	21.00	21.00	19.00		30.00
	BP12	1-1/4" dia. Back Plate, 7/16" dia. hole	22.00	22.00	22.00	29.00	22.00	22.00	22.00	22.00	21.00		32.00
	BP13	1-1/2" dia. Back Plate, 7/16" dia. hole	24.00	24.00	24.00	31.00	24.00	24.00	24.00	24.00	22.00		33.00
	BP14	2" dia. Back Plate, 1/4" dia. hole	26.00	26.00	26.00	34.00	26.00	26.00	26.00	26.00	24.00		35.00
	BP15	1" dia. Back Plate, 3/16" dia. hole	21.00	21.00	21.00	27.00	21.00	21.00	21.00	21.00	19.00		30.00
SQUARE BACK PLATES, 1/8" THICK													
	BP-S1	3/4"x3/4" Black Plate, 1/4" dia. hole	23.00	23.00	23.00	30.00	23.00	23.00	23.00	23.00	22.00		33.00
	BP-S2	1"x1" Black Plate, 5/16" dia. hole	25.00	25.00	25.00	33.00	25.00	25.00	25.00	25.00	23.00		35.00
	BP-S3	1-1/4"x1-1/4" Black Plate, 5/16" dia. hole	25.00	25.00	25.00	33.00	25.00	25.00	25.00	25.00	24.00		35.00
RECTANGULAR BACK PLATES, 1/8" THICK													
	BP-S4	1/2"x1-1/4" Black Plate, 1/4" dia. hole	24.00	24.00	24.00	31.00	24.00	24.00	24.00	24.00	22.00		34.00
	BP-S5	1"x1-1/2" Black Plate, 5/16" dia. hole	25.00	25.00	25.00	33.00	25.00	25.00	25.00	25.00	24.00		35.00
	BP-S6	1"x2" Black Plate, 5/16" dia. hole	26.00	26.00	26.00	34.00	26.00	26.00	26.00	26.00	24.00		36.00
	BP-S7	1-1/2"x1-1/2" Black Plate, 5/16" dia. hole	27.00	27.00	27.00	35.00	27.00	27.00	27.00	27.00	25.00		37.00
	BP-S8	3/4"x1-1/2" Black Plate, 1/4" dia. hole	25.00	25.00	25.00	33.00	25.00	25.00	25.00	25.00	23.00		35.00
	BP-S9	1-1/4"x1-3/4" Black Plate, 5/16" dia. hole	26.00	26.00	26.00	34.00	26.00	26.00	26.00	26.00	25.00		36.00
	BP-S10	1-1/4"x2-1/4" Black Plate, 5/16" dia. hole	27.00	27.00	27.00	35.00	27.00	27.00	27.00	27.00	25.00		37.00
	BP-S11	1"x1" Black Plate, 1/4" dia. hole	25.00	25.00	25.00	33.00	25.00	25.00	25.00	25.00	23.00		35.00
	57	Classic Pull - 8" ctc with Decorative Roses	434.00	434.00	434.00	564.00	434.00	419.00					543.00
		Note(s):	Thru-Bolt mounting standard. See Mounting Methods for additional options.										
	58	Classic Pull - 8" ctc	345.00	345.00	345.00	449.00	345.00	333.00					
	Note(s):	Thru-Bolt mounting standard. See Mounting Methods for additional options.											
	59	Classic Pull - 10" ctc	384.00	384.00	384.00	499.00	384.00	372.00					480.00
	Note(s):	Thru-Bolt mounting standard. See Mounting Methods for additional options.											



BOXED PRICES ARE GENERALLY STOCKED IN OCEANSIDE AND AVAILABLE FOR QUICK SHIP.
STOCKING LIST FOR OTHER WAREHOUSES ALSO AVAILABLE.

TRIMCO	DESCRIPTION	605/ 606	613	613E	622	625	626	628	629	630	710 Cu+	Special Finishes
 242	Flush Pull 2-1/2" dia.	13.00	13.00	13.00	17.00	14.00	9.00					17.00
 243T	Cane Bolt - Top - 15"	499.00	499.00			499.00	499.00					626.00
 244B	Cane Bolt - Bottom - 30"	658.00	658.00			658.00	658.00					821.00
	Note(s): Cane Bolts can be made to any length required. 243T: \$11 per inch over 15 inch Cane Bolts can be made to any length required. 244B: \$11 per inch over 30 inch											
 248	Flush Pull 1-1/2" x 4"	14.00	14.00	14.00	18.00	14.00	12.00					18.00
 507	ADA Restroom Sign - Men - Braille White on Blue ONLY - 8" x 8" 1/32" Raised Letters & Pictogram											75.00
 508	ADA Restroom Sign - Women - Braille White on Blue ONLY - 8" x 8" 1/32" Raised Letters & Pictogram											75.00
 509	ADA Restroom Sign - Unisex - Braille White on Blue ONLY - 8" x 8" 1/32" Raised Letters & Pictogram											82.00
 527	ADA Restroom Sign - Men - Braille White on Blue ONLY - 8" x 8" 1/32" Raised Letters & Pictogram											82.00
 528	ADA Restroom Sign - Women - Braille White on Blue ONLY - 8" x 8" 1/32" Raised Letters & Pictogram											82.00
 529	ADA Restroom Sign - Unisex - Braille White on Blue ONLY - 8" x 8" 1/32" Raised Letters & Pictogram											82.00
 553	Drawer Pull 3" ctc	30.00	30.00	30.00	39.00	40.00	29.00					68.00 51.00
 562-3	Drawer Pull 3-1/2" ctc	13.00	13.00	13.00	17.00	13.00	12.00		15.00	12.00		24.00 18.00
 562-4	Drawer Pull 4" ctc	15.00	19.00	15.00	20.00	14.00	12.00		23.00	12.00		38.00 28.00
 562-96(mm)	Drawer Pull 96mm ctc	23.00	23.00	23.00	30.00	23.00	23.00		28.00	23.00		46.00 35.00
	Note(s): Add \$1.50 LIST for screws over 1-1/2" long.											
 571-6	Cabinet Pull - 6" ctc	NEW! - Now the APC10 Series See APC10 Options & Pricing on Page 27										
 571-8	Cabinet Pull - 8" ctc											
 571-10	Cabinet Pull - 10" ctc											

























BOXED PRICES ARE GENERALLY STOCKED IN OCEANSIDE AND AVAILABLE FOR QUICK SHIP.
STOCKING LIST FOR OTHER WAREHOUSES ALSO AVAILABLE.

TRIMCO	DESCRIPTION	605/ 606	613	613E	622	625	626	628	629	630	710 Cu+	Special Finishes	
	620 Door Knocker	95.00	95.00	95.00	124.00	95.00	93.00					117.00	
	620V With Viewer (975)	123.00	123.00	123.00	160.00	123.00	121.00					154.00	
	620VE With Engraving (3 characters) Prep for Viewer ONLY add \$6.25 LIST	153.00	153.00	153.00	199.00	153.00	151.00					191.00	
	<i>Note(s):</i> Specify door thickness.												
	621 Door Knocker	134.00	134.00	134.00	174.00	134.00	129.00					166.00	
	621V With Viewer (975)	172.00	172.00	172.00	224.00	172.00	161.00					213.00	
	621VE With Engraving (3 characters) Prep for Viewer ONLY add \$6.25 LIST	201.00	201.00	201.00	261.00	201.00	191.00					249.00	
	<i>Note(s):</i> Specify door thickness.												
	625CV Door Knocker with Viewer and Card Holder	121.00	121.00	121.00	157.00	121.00	119.00					152.00	
	625CVE Door Knocker with Viewer, Card Holder & 1/2" Engraving (3 characters)	129.00	129.00	129.00	168.00	129.00	125.00					161.00	
	625V Door Knocker with Viewer	129.00	129.00	129.00	168.00	129.00	125.00					161.00	
	625VE Door Knocker with Viewer & 1/2" Engraving (3 characters)	138.00	138.00	138.00	179.00	138.00	132.00					172.00	
	<i>Note(s):</i> Specify door thickness.												
	751 Handicap Sign with Braille White on Blue ONLY - 8" x 8" ADA											136.00	
	752 Title 24 Restroom Sign - Unisex 12" Triangle - 12" dia. Circle White on Blue ONLY											156.00	
	753 Title 24 Restroom Sign - Men 12" Triangle White on Blue ONLY											82.00	
	754 Title 24 Restroom Sign - Women 12" dia. Circle White on Blue ONLY											82.00	
	<i>Note(s):</i> 752, 753 & 754 do not have braille. Available upon request. Call for quote.												
	760 Engraved Plastic Sign Sketch Required	<u>Letter Size</u>											
		1/2"				33.00	9.00						
		1"				42.00	10.00						
		2"				60.00	12.00						
		Int'l Code Symbol				80.00	141.00						
771 Decal Signage "This Door..."	<i>Note(s):</i> 2 Pack: 1 - Black Letters on Clear & 1 - White Letters on Clear											23.00	
773 Decal Signage "These Doors..." Black letters on Silver ONLY												23.00	
	793 Engraved Metal Sign Sketch Required	<u>Letter Size</u>											
		1"				71.00	17.95						
		2"				81.00	20.20						
		109.00				109.00	30.20						
		Int'l Code Symbol				190.00	213.70						
	802 3-Way Catch Machine Finish 3/8" x 1-5/16"	19.00					19.00					38.00	
	606 only												
804 3-Way Catch Machine Finish 1/2" x 2-3/4"	28.00						27.00				55.00		
606 only													

PRICE LIST 24 EFFECTIVE NOVEMBER 1, 2023



BOXED PRICES ARE GENERALLY STOCKED IN OCEANSIDE AND AVAILABLE FOR QUICK SHIP.
STOCKING LIST FOR OTHER WAREHOUSES ALSO AVAILABLE.

TRIMCO	DESCRIPTION	605/ 606	613	613E	622	625	626	628	629	630	710 Cu+	Special Finishes
 810	Heavy Duty Magnetic Catch 3-1/4" x 1" x 3/4"											19.00
		<u>Note(s):</u> 603 finish only (Zinc over Steel)										
 975	Door Viewer 160°	12.00 605 only				12.00						
 975-1	Door Viewer 160° - 11/16" to 1-1/16" thick door	18.00 605 only	27.00		27.00	18.00	27.00					
 975L	Door Viewer - Extra Long 160°	13.00 605 only	19.00			13.00						
 975U	 UL Door Viewer 160°	13.00 605 only	17.00		17.00	13.00	17.00					
 975U-CAP	 UL Door Viewer with Cap 160°	22.00 605 only	28.00		28.00	22.00	28.00					
975CV	Cap only for 975 Viewer (10 pk)	97.00 605 only	120.00		120.00	97.00	120.00					
 976	Door Viewer 200°	15.00 605 only	23.00		23.00	16.00	23.00					
 976U	 UL Door Viewer 200°	17.00 605 only	25.00		25.00	18.00	25.00					
 976U-CAP	 UL Door Viewer with Cap 200°	25.00 605 only	35.00		35.00	25.00	35.00					
976CV	Cap only for 976 Viewer (10 pk) 200°	83.00 605 only	133.00		133.00	83.00	133.00					
 977U-HDCAP	  Door Viewer 200° Interior w/ Cap		58.00 619 Finish		58.00	45.00	45.00					
 T-Etch Push Plates	T-Etch Push Plates - .050" Monochrome Color Infill 1 Color (per color, per plate) Additional Infill Colors (per color, per plate)											
												
		Call For Project Quotation										
		<u>Note(s):</u> Order form and Logo Authorization Form available online at www.trimcohardware.com										
 1001-1	Push Plate 3" x 12"	42.75	42.75	22.25	29.00		40.00	38.75	42.75	17.75	72.00	53.00
1001-1CFC	Push Plate 3" x 12" - Cut for Cyl	58.00	58.00	39.75	52.00		55.00	54.00	58.00	32.00	98.00	73.00
 1001-2	Push Plate 3-1/2" X 15"	38.25	42.75	27.50	36.00		50.00	17.25	51.00	22.00	86.00	63.00
1001-2CFC	Push Plate 3-1/2" X 15" Cut for Cyl	53.00	58.00	45.50	59.00		65.00	32.00	67.00	37.50	91.00	67.00
 1001-3	Push Plate 4" x 16"	42.75	51.00	27.50	36.00		50.00	17.25	51.00	22.00	73.00	63.00
1001-3CFC	Push Plate 4" x 16" - Cut for Cyl	58.00	68.00	46.00	60.00		65.00	32.00	67.00	36.75	112.00	82.00
 1001-3.BPVC	Push Plate 4" x 16" with Cool Touch Coating											75.00
1001-4x20	Push Plate 4" x 20"	52.00	61.00	33.00	43.00		60.00	21.00	61.00	26.50	89.00	76.00
1001-9	Push Plate 6" x 16"	67.00	82.00	44.00	57.00		65.00	80.00	88.00	35.50	147.00	108.00
1001-9CFC	Push Plate 6" x 16" - Cut for Cyl	81.00	98.00	63.00	82.00		80.00	93.00	103.00	48.25	172.00	128.00
1001-11	Push Plate 8" x 16"	99.00	99.00	78.00	101.00		98.00	91.00	99.00	63.00	166.00	124.00
		<u>Note(s):</u> CFC - Cut for cylinder. Standard for 1001-1, 1001-2 & 1001-3: 1-1/4" hole, 2" from top of plate to center of hole. Specify for other location and for 1001-9 & 1001-11.										

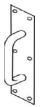





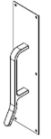










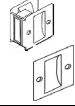



BOXED PRICES ARE GENERALLY STOCKED IN OCEANSIDE AND AVAILABLE FOR QUICK SHIP.
STOCKING LIST FOR OTHER WAREHOUSES ALSO AVAILABLE.

TRIMCO	DESCRIPTION	605/ 606	613	613E	622	625	626	628	629	630	710 Cu+	Special Finishes
	1010-1 Pull Plate 3" x 12" with 5" ctc Pull	127.00	141.00	141.00	183.00	141.00	134.00	125.00	133.00	134.00		176.00
	1010-2 Pull Plate 3-1/2" x 15" with 5" ctc Pull	127.00	141.00	141.00	183.00	141.00	134.00	125.00	133.00	134.00		176.00
	1010-3 Pull Plate 4" x 16" with 5" ctc Pull	137.00	147.00	147.00	191.00	147.00	145.00	130.00	147.00	140.00		181.00
	1012-2 Pull Plate 3-1/2" x 15" with 5-1/2" ctc Pull		240.00	240.00	312.00	240.00	219.00		240.00	227.00		298.00
	1012-3 Pull Plate 4" x 16" with 5-1/2" ctc Pull		240.00	240.00	312.00	240.00	219.00		240.00	227.00		298.00
 	1013-2 Pull Plate 3-1/2" x 15" with 5-1/2" ctc Pull		164.00	108.00	140.00		160.00		164.00	<input type="text" value="88.00"/>		207.00
	1013-2B Pull Plate 3-1/2" x 15" with 8" ctc Pull		182.00	133.00	173.00		176.00		182.00	<input type="text" value="107.00"/>		228.00
	1013-3 Pull Plate 4" x 16" with 5-1/2" ctc Pull		182.00	137.00	178.00				182.00	<input type="text" value="111.00"/>		228.00
	1013-3B Pull Plate 4" x 16" with 8" ctc Pull		198.00	164.00	213.00		242.00		198.00	<input type="text" value="132.00"/>		309.00
 	1014-2 Pull Plate 3-1/2" x 15" with 6" ctc Pull	120.00	120.00	107.00	139.00		116.00		120.00	<input type="text" value="86.00"/>		150.00
	1014-3 Pull Plate 4" x 16" with 6" ctc Pull	130.00	130.00	110.00	143.00		125.00		130.00	<input type="text" value="89.00"/>		162.00
	1014-3B Pull Plate 4" x 16" with 8" ctc Pull	142.00	142.00	142.00	185.00		130.00		142.00	<input type="text" value="114.00"/>		179.00
 	1015-2 Pull Plate 3-1/2" x 15" with 6" ctc Pull	124.00	124.00	101.00	131.00		120.00		124.00	<input type="text" value="81.00"/>		155.00
	1015-2B Pull Plate 3-1/2" x 15" with 8" ctc Pull	141.00	141.00	108.00	140.00		138.00		141.00	<input type="text" value="88.00"/>		176.00
	1015-3 Pull Plate 4" x 16" with 6" ctc Pull	132.00	132.00	101.00	131.00		128.00		132.00	<input type="text" value="81.00"/>		164.00
	1015-3B Pull Plate 4" x 16" with 8" ctc Pull	141.00	141.00	108.00	140.00		137.00		141.00	<input type="text" value="88.00"/>		176.00
 	1017-2 Pull Plate 3-1/2" x 15" with 6" ctc Pull	114.00	114.00	76.00	99.00		110.00		114.00	<input type="text" value="60.00"/>	190.00	142.00
	1017-2B Pull Plate 3-1/2" x 15" with 8" ctc Pull	119.00	119.00	76.00	99.00		114.00	106.00	119.00	<input type="text" value="60.00"/>	197.00	147.00
	1017-3 Pull Plate 4" x 16" with 6" ctc Pull	121.00	121.00	77.00	100.00		117.00	110.00	121.00	<input type="text" value="62.00"/>	205.00	151.00
	1017-3B Pull Plate 4" x 16" with 8" ctc Pull	129.00	129.00	77.00	100.00		125.00	117.00	129.00	<input type="text" value="62.00"/>	214.00	162.00
	1017-3C Pull Plate 4" x 16" with 10" ctc Pull	141.00	141.00	82.00	107.00		138.00		141.00	<input type="text" value="67.00"/>	236.00	175.00



BOXED PRICES ARE GENERALLY STOCKED IN OCEANSIDE AND AVAILABLE FOR QUICK SHIP.
STOCKING LIST FOR OTHER WAREHOUSES ALSO AVAILABLE.

TRIMCO	DESCRIPTION	605/ 606	613	613E	622	625	626	628	629	630	710 Cu+	Special Finishes	
  Round	1018-2  Pull Plate 3-1/2" x 15" with 8" ctc Pull	188.00	188.00	120.00	156.00		176.00		188.00	97.00	316.00	236.00	
	1018-2B  Pull Plate 3-1/2" x 15" with 10" ctc Pull	211.00	211.00	128.00	166.00					211.00	103.00	354.00	263.00
	1018-3  Pull Plate 4" x 16" with 8" ctc Pull	211.00	211.00	121.00	157.00					211.00	98.00	354.00	263.00
	1018-3B  Pull Plate 4" x 16" with 10" ctc Pull	250.00	250.00	128.00	166.00			245.00		250.00	103.00	420.00	312.00
<p><u>THE ULTIMATE RESTROOM PULL</u></p> 		<p>Manufactured with Bactericidal Copper:</p> 											
	1035-1  Pull Plate 3" x 12" with 6" ctc Ultimate Restroom Pull										108.00	267.00	
	1035-2  Pull Plate 3-1/2" x 15" with 6" ctc Ultimate Restroom Pull										112.00	286.00	
	1035-3  Pull Plate 4" x 16" with 6" ctc Ultimate Restroom Pull										115.00	293.00	
		<p><i>Note(s):</i> For 630TG antimicrobial coating, add 35% to the 630 price</p>											
	1041-4 Push Plate 8" x 16"	274.00	274.00	247.00	321.00		269.00		260.00	203.00		345.00	
	1056-4  Pull Plate 8" x 16" with 8" ctc Pull	402.00	402.00	392.00	510.00		395.00		382.00	321.00		504.00	
	1059 Round Flush Cup Pull Drive fit	82.00	91.00	82.00	107.00	91.00	80.00					113.00	
	1060 Flush Pull 2-3/4" x 4-1/4"	90.00	75.00	75.00	98.00	116.00	60.00				156.00	116.00	
	1061 Flush Pull 2-1/16" x 3-1/8"	56.00	56.00	56.00	73.00	90.00	54.00				147.00	108.00	
		<p><i>Note(s):</i> Standard inside finish is black. For same finish inside and outside, add \$25.00 LIST. Example: 1060.626/626</p>											
	1062 Concealed Door Pull Edge 1" x 4-1/4"	104.00	104.00	102.00	133.00	104.00	83.00					133.00	
	1063 Concealed Center Door Pull 3-7/8" x 3/4"	43.00	43.00	35.00	46.00	43.00	29.00					56.00	
	1064 Pocket Door Pull - Passage for both a 1-3/8" and 1-3/4" door	23.00	28.00	28.00	36.00	28.00	23.00					35.00	
	1064FCP Pocket Door Pull - Flush Cup Pull	18.00	18.00	18.00	23.00	18.00	15.00					23.00	
	1065 Pocket Door Pull - Privacy for a 1-3/8" door	26.00	30.00	28.00	36.00	28.00	25.00					37.00	
	1065-175 Pocket Door Pull - Privacy for 1-3/4" door	28.00	31.00	30.00	39.00	30.00	25.00					39.00	
	1065CD Pocket Door Pull - Connecting Door for 1-3/8" door. Specify for 1-3/4"	29.00	32.00	32.00	42.00	32.00	27.00					40.00	
	1065PA Pocket Door Pull - Patio Function for 1-3/8" door. Specify for 1-3/4"	28.00	38.00			31.00	26.00						

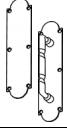





















BOXED PRICES ARE GENERALLY STOCKED IN OCEANSIDE AND AVAILABLE FOR QUICK SHIP.
STOCKING LIST FOR OTHER WAREHOUSES ALSO AVAILABLE.

TRIMCO	DESCRIPTION	605/606	613	613E	622	625	626	628	629	630	710 Cu+	Special Finishes														
	1066S-932 Flush Pull Spindle Type 9/32" Square Spindle	406.00	406.00			406.00	334.00					508.00														
	1066S-516 Flush Pull Spindle Type 5/16" Square Spindle	406.00	406.00			406.00	334.00					508.00														
	1066S-38 Flush Pull Spindle Type 3/8" Square Spindle	406.00	406.00			406.00	334.00					508.00														
	1066S-DUMMY Flush Pull Spindle Type - Dummy	451.00	451.00			451.00	376.00					563.00														
	<u>Note(s):</u> 1066/1067/1068 Order Form must accompany PO. Add \$100.00 LIST for special prep or modification.																									
	1067-932 Flush Pull Spindle Type 9/32" Square Spindle	406.00	406.00			406.00	334.00					508.00														
	1067-516 Flush Pull Spindle Type 5/16" Square Spindle	406.00	406.00			406.00	334.00					508.00														
	1067-38 Flush Pull Spindle Type 3/8" Square Spindle	406.00	406.00			406.00	334.00					508.00														
	1067-DUMMY Flush Pull Spindle Type - Dummy	451.00	451.00			451.00	376.00					563.00														
	<u>Note(s):</u> 1066/1067/1068 Order Form must accompany PO. Add \$100.00 LIST for special prep or modification. Must specify lockset.																									
	1068-932 Flush Pull Spindle Type 9/32" Square Spindle	554.00	554.00			554.00	480.00					691.00														
	1068-516 Flush Pull Spindle Type Flush Pull Spindle Type	554.00	554.00			554.00	480.00					691.00														
	1068-38 Flush Pull Spindle Type 3/8" Square Spindle	554.00	554.00			554.00	480.00					691.00														
	1068-DUMMY Flush Pull Spindle Type - Dummy	598.00	598.00			598.00	524.00					747.00														
	<u>Note(s):</u> 1066/1067/1068 Order Form must accompany PO. Add \$100.00 LIST for special prep or modification. Must specify lockset.																									
	1069 Pocket Door - Push/Pull	369.00	369.00	324.00	421.00				369.00	281.00	621.00	462.00														
	1069L Pocket Door Pull - Passage/Latching	527.00	527.00	505.00	657.00				527.00	440.00	889.00	659.00														
	1069FP Pocket Door Pull - Full Privacy (with emergency key)	737.00	737.00	728.00	946.00				737.00	634.00	1,242.00	921.00														
	<u>Note(s):</u> List price above is for frame sizes 4-3/4" to 5-1/2", or A size. For other sizes see below. List price adder for wider frames - price adders are the same for all finishes. For offset pocket and barn doors request a quote.																									
	<table border="0"> <tr> <td><u>Frame Size - All Models</u></td> <td><u>List Price Adder</u></td> </tr> <tr> <td>A • 4-3/4" to 5-1/2"</td> <td>Standard</td> </tr> <tr> <td>B • 5-3/4" to 7"</td> <td>83.00</td> </tr> <tr> <td>C • 7-1/4" to 8-1/2"</td> <td>95.00</td> </tr> <tr> <td>D • 8-3/4" to 10"</td> <td>109.00</td> </tr> <tr> <td>E • 10-1/4" to 11-1/2"</td> <td>122.00</td> </tr> <tr> <td>F • 11-3/4" to 13"</td> <td>135.00</td> </tr> </table>	<u>Frame Size - All Models</u>	<u>List Price Adder</u>	A • 4-3/4" to 5-1/2"	Standard	B • 5-3/4" to 7"	83.00	C • 7-1/4" to 8-1/2"	95.00	D • 8-3/4" to 10"	109.00	E • 10-1/4" to 11-1/2"	122.00	F • 11-3/4" to 13"	135.00											
<u>Frame Size - All Models</u>	<u>List Price Adder</u>																									
A • 4-3/4" to 5-1/2"	Standard																									
B • 5-3/4" to 7"	83.00																									
C • 7-1/4" to 8-1/2"	95.00																									
D • 8-3/4" to 10"	109.00																									
E • 10-1/4" to 11-1/2"	122.00																									
F • 11-3/4" to 13"	135.00																									

















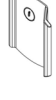












BOXED PRICES ARE GENERALLY STOCKED IN OCEANSIDE AND AVAILABLE FOR QUICK SHIP.
STOCKING LIST FOR OTHER WAREHOUSES ALSO AVAILABLE.

TRIMCO	DESCRIPTION	605/ 606	613	613E	622	625	626	628	629	630	710 Cu+	Special Finishes
	<p>1070-2 Classic Push Plate 3-1/2" x 15" only</p> <p>1071-2  Classic Pull Plate 3-1/2" x 15" only with 8" ctc Pull</p>	249.00	249.00	249.00	324.00	249.00	249.00					311.00
		434.00	434.00	434.00	564.00	434.00	434.00					544.00
				<u>613E</u> Oil Rubbed Bronze Equivalent	<u>622</u> Matte Black			<u>629</u> Polished Stainless Steel		<u>630</u> Satin Stainless Steel		<u>SPEC</u> Special Finishes
	1074-1  Barn Door Latchset - Tubular - 2-3/8" BS Privacy with Push Button (Positive Latching) Rose Trim			508.00	660.00			508.00		414.00		567.00
	1074-2  Barn Door Latchset - Mortise - 2-3/4" BS Privacy with Cylinder and Thumbturn Rose Trim			1,294.00	1,682.00			1,294.00		1,035.00		1,554.00
	1074-2E  Barn Door Latchset - Mortise - 2-3/4" BS Privacy with Cylinder and Thumbturn Escutcheon Trim			1,360.00	1,768.00			1,360.00		1,089.00		1,634.00
	1074-2C  Barn Door Latchset - Mortise - 2-3/4" BS Privacy with Cylinder & Constant Latching Rose Trim			1,862.00	2,421.00			1,862.00		1,489.00		2,230.00
	1074-2CE  Barn Door Latchset - Mortise - 2-3/4" BS Privacy with Cylinder & Constant Latching Escutcheon Trim			1,415.00	1,840.00			1,415.00		1,133.00		1,699.00
	1074-3  Barn Door Latchset - Tubular - 2-3/8" BS Passage Rose Trim			518.00	673.00			518.00		414.00		621.00
	<u>Note(s):</u> Trimco supplies cylinder for mortise (-2) functions. Specify Urban lever style and handing. <u>Options:</u> 5004 - Indicator (mortise only). Add \$422.00 LIST. 1L - Levers only on one side (mortise only).											
	<p>WS-1074-1 Wall Strike - Direct Mount For 1074-1 or 1074-3 Tubular Lock</p> <p>WSJ-1074-1 Wall Strike - Jamb Mount For 1074-1 or 1074-3 Tubular Lock</p> <p>WS-1074-2 Wall Strike - Direct Mount For 1074-2 or 1074-2E Mortise Lock</p> <p>WSJ-1074-2 Wall Strike - Jamb Mount For 1074-2 or 1074-2E Mortise Lock</p>			<u>613E</u> Oil Rubbed Bronze Equivalent	<u>622</u> Matte Black			<u>625</u> Polished Chrome (use with 629 1074s)	<u>600W</u> White Prime Coat	<u>630E</u> Stainless Steel Equivalent		<u>SPEC</u> Special Finishes
		253.00	329.00	253.00	329.00	253.00	253.00	253.00	253.00	253.00	0.00	343.00
		279.00	363.00	279.00	363.00	279.00	279.00	279.00	279.00	279.00	0.00	376.00
		253.00	329.00	253.00	329.00	253.00	253.00	253.00	253.00	253.00	0.00	343.00
		279.00	363.00	279.00	363.00	279.00	279.00	279.00	279.00	279.00	0.00	376.00
	<u>Note(s):</u> Only for use with barn doors. Not available for use 1074-2C and 1074-2CE.											
	1082-4  Cylindrical Lock Guard - 4"								95.00	50.00		117.00
	1082-6 Cylindrical Lock Guard - 6"								110.00	80.00		138.00
	1082-6S Cylindrical Lock Guard - 6" With Welded Thru-Bolt Studs									114.00		147.00
	1082-8 Cylindrical Lock Guard - 8" Specify Handing > RHR or LHR									114.00		147.00


















BOXED PRICES ARE GENERALLY STOCKED IN OCEANSIDE AND AVAILABLE FOR QUICK SHIP.
STOCKING LIST FOR OTHER WAREHOUSES ALSO AVAILABLE.

TRIMCO	DESCRIPTION	605/ 606	613	613E	622	625	626	628	629	630	710 Cu+	Special Finishes
	1096HA  Anti-Vandal Pull with Astragal		639.00	534.00	694.00				639.00	428.00		799.00
	1096PHI  Anti-Vandal Pull with Astragal For Precision PHI Apex 2000 Series Specify Exit Device Type, Single or Pair of Doors, Cylinder or No Cylinder, Strike Type and Handing. See Cut Sheet for Details.		580.00	462.00	601.00				580.00	372.00		724.00
	1096VD  Anti-Vandal Pull with Astragal For Von Duprin 98/99 Specify Handing		580.00	462.00	601.00				580.00	372.00		724.00
	1096TL  Tuf-Lok System - Anti-Vandal Push & Pull Classroom Function. No Cylinder Included Includes Mortise Lock for Outswing Doors With Astragal		1,741.00	1,551.00	2,016.00				1,741.00	1,243.00		2,177.00
TC201880053	Rim Cylinder Cup Use to mount rim cylinder to 1096/1097											10.00
	<u>Note(s):</u> Anti-Vandal Order Form must accompany purchase orders. <u>Options:</u> NC No Cylinder Use Order Form to Specify Handing, Device and Backset											No Charge
	1097HA  Anti-Vandal Pull without Astragal		639.00	534.00	694.00				639.00	428.00		799.00
	1097PHI  Anti-Vandal Pull without Astragal For Precision PHI Apex 2000 Series Specify Exit Device Type, Single or Pair of Doors, Cylinder or No Cylinder, Strike Type and Handing. See Cut Sheet for Details.		580.00	462.00	601.00				580.00	372.00		724.00
	1097VD  Anti-Vandal Pull without Astragal For Von Duprin 98/99 Specify Handing		580.00	462.00	601.00				580.00	372.00		724.00
	1097TL  Tuf-Lok System - Anti-Vandal Push & Pull Classroom Function. No Cylinder Included Includes Mortise Lock for Outswing Doors Without Astragal		1,741.00	1,551.00	2,016.00				1,741.00	1,243.00		2,177.00
TC201880053	Rim Cylinder Cup Use to mount rim cylinder to 1096/1097											10.00
	<u>Note(s):</u> Anti-Vandal Order Form must accompany purchase orders. <u>Options:</u> NC No Cylinder Wider Style 1097 Available, Check With Customer Service Use Order Form to Specify Handing, Device and Backset											No Charge
	1098RGHA  Anti-Vandal Pull with Astragal With/without cylinder prep Mated to specified mortice or deadlock.									488.00		661.00
	1098RG  Anti-Vandal Pull with Astragal Mated to BEST/PDQ SFIC Cylindrical Lock With/without hold back. No cores or keys supplied.									1,102.00		1,405.00
	1098RGL  Anti-Vandal Pull with Astragal Mated to PDQ LFIC Cylindrical Lock With/without hold back. No cores or keys supplied.									1,102.00		1,405.00
1099RGHA	 Anti-Vandal Pull without Astragal With/without cylinder prep Mated to specified mortice or deadlock.									488.00		685.00
	1099RG  Anti-Vandal Pull without Astragal Mated to BEST/PDQ SFIC Cylindrical Lock With/without hold back. No cores or keys supplied.									1,102.00		1,405.00
	1099RGL  Anti-Vandal Pull without Astragal Mated to PDQ LFIC Cylindrical Lock With/without hold back. No cores or keys supplied.									1,102.00		1,405.00



BOXED PRICES ARE GENERALLY STOCKED IN OCEANSIDE AND AVAILABLE FOR QUICK SHIP.
STOCKING LIST FOR OTHER WAREHOUSES ALSO AVAILABLE.

	TRIMCO	DESCRIPTION	605/ 606	613	613E	622	625	626	628	629	630	710 Cu+	Special Finishes
	1102S	 Pull - 5-1/2" ctc Surface Mounted Special BTB Application Available	81.00	81.00	75.00	98.00	81.00	64.00	78.00				103.00
	1102CS	 Pull - 5-1/4" ctc Surface Mounted Special BTB Application Available	81.00	81.00	75.00	98.00	81.00	64.00	78.00				103.00
	1102T	 Pull - 5-1/2" ctc Thru-bolt Mounted Special BTB Application Available	81.00	81.00	75.00	98.00	81.00	64.00	78.00				103.00
	1102CT	 Pull - 5-1/4" ctc Thru-bolt Mounted Special BTB Application Available	81.00	81.00	75.00	98.00	81.00	64.00	78.00				99.00
	1109-1	 Pull - 5-1/2" ctc Cast		207.00	239.00	311.00		204.00	199.00				259.00
	1110-8	Flush Pull - 8" x 2-1/2"	112.00	112.00	106.00	138.00					94.00		140.00
	1110-10	Flush Pull - 10" x 2-1/2"	143.00	143.00	133.00	173.00					116.00		179.00
	1110-18	Flush Pull - 18" x 2-1/2"	239.00	239.00	238.00	309.00					207.00		297.00
		<u>Note(s):</u> Custom sizes available. Call for quote. Can be mounted BTB on 1-3/4" or thicker doors.											
	1111A	Flush Pull - 5" x 5" Mounting Holes in Cup BTB Not Available, Use 1111B	318.00	318.00	245.00	319.00				318.00	198.00	534.00	395.00
	1111B	Flush Pull - 5" x 5" Mounting Holes on Face Plate Special BTB Application Available	318.00	318.00	245.00	319.00				318.00	198.00	534.00	395.00
	1111C	 Flush Pull - 6" x 6" Mounting Holes in Cup Meets California Disability Requirements Special BTB Application Available	354.00	354.00	326.00	424.00				354.00	261.00	596.00	443.00
	1111C.BPVC	 Flush Pull with Cool Touch Coating Flush Pull - 6" x 6" Mounting Holes in Cup Meets California Disability Requirements											622.00
	1111L	Flush Pull - 5" x 5" Countersunk Holes on Face Plate with Lugs	354.00	354.00	326.00	424.00				354.00	261.00	596.00	443.00
	1113	Flush Pull 1-3/8" x 3-3/16"		82.00	63.00	82.00	82.00	51.00					103.00

PRICE LIST 24 EFFECTIVE NOVEMBER 1, 2023



BOXED PRICES ARE GENERALLY STOCKED IN OCEANSIDE AND AVAILABLE FOR QUICK SHIP.
STOCKING LIST FOR OTHER WAREHOUSES ALSO AVAILABLE.

TRIMCO	DESCRIPTION	605/ 606	613	613E	622	625	626	628	629	630	710 Cu+	Special Finishes
	1115 Flush Pull - Mounting Holes on Face Plate 3-1/2" x 4-3/4"	109.00	109.00	58.00	75.00				109.00	47.00	185.00	136.00
	1115B Flush Pull - BTB / Pair 3-1/2" x 4-3/4"	207.00	207.00	130.00	169.00				207.00	85.00	360.00	259.00
	1115C Flush Pull - Mounting Holes in Cup 3-1/2" x 4-3/4"	94.00	94.00	65.00	85.00				94.00	51.00	159.00	119.00
	1115P Flush Pull - BTB with Lugs 3-1/2" x 4-3/4"	238.00	238.00	194.00	252.00				238.00	153.00	400.00	296.00
	1117-1 Pull - 5" ctc <i>Note(s):</i> Thru-Bolt mounting standard. See Mounting Methods for additional options.	76.00	76.00	76.00	99.00	76.00	60.00	73.00				94.00
	1120 Pull - 6" ctc <i>Note(s):</i> Thru-Bolt mounting standard. See Mounting Methods for additional options.	249.00	249.00	249.00	324.00	249.00	222.00					311.00
	1134 Hospital Pull - 6" ctc Surface Mounted	242.00	242.00	242.00	315.00	242.00	238.00				407.00	302.00
	1134B Hospital Pull - 4-7/8" ctc BTB / Pair	528.00	528.00	528.00	686.00	528.00	517.00				887.00	658.00
	1135 Hospital Pull - 6" ctc <i>Note(s):</i> Thru-Bolt mounting standard. See Mounting Methods for additional options.	204.00	204.00	109.00	142.00				123.00	94.00	220.00	305.00
	1139-1 Pull - 6" ctc	99.00	99.00	68.00	88.00		97.00	96.00	99.00	58.00	167.00	123.00
	1139-2 Pull - 8" ctc <i>Note(s):</i> Thru-Bolt mounting standard. See Mounting Methods for additional options.	116.00	116.00	76.00	99.00		113.00	113.00	116.00	64.00	194.00	145.00
	1150 1/2" dia. Pull - 6" ctc	95.00	95.00	84.00	109.00			93.00	95.00	71.00	159.00	119.00
	1151 1/2" dia. Pull - 8" ctc <i>Note(s):</i> Thru-Bolt mounting standard. See Mounting Methods for additional options.	103.00	103.00	87.00	113.00		102.00	95.00	103.00	75.00	172.00	127.00
	1191-1 3/4" dia. 90° Offset Pull - 8" ctc	181.00	181.00	127.00	165.00	181.00	178.00	162.00	181.00	109.00	321.00	227.00
	1191-2 3/4" dia. 90° Offset Pull - 10" ctc	181.00	181.00	141.00	183.00	181.00	178.00	162.00	181.00	121.00	321.00	227.00
	1191-3 1" dia. 90° Offset Pull - 10" ctc	235.00	235.00	145.00	189.00	235.00	218.00	212.00	235.00	123.00	411.00	292.00
	1191-3A 1" dia. 90° Offset Pull - 8" ctc	229.00	229.00	136.00	177.00	229.00	212.00	205.00	229.00	117.00		285.00
	1191-3B 1" dia. 90° Offset Pull - 9" ctc	229.00	229.00	136.00	177.00	229.00	212.00	205.00	229.00	117.00		285.00
	1191-4 1" dia. 90° Offset Pull - 12" ctc	249.00	249.00	161.00	209.00	249.00	244.00	226.00	249.00	139.00	440.00	311.00
	1191-4J 1-1/4" dia. 90° Offset Pull - 12" ctc	451.00	451.00	424.00	551.00	451.00	443.00	408.00	451.00	362.00	797.00	564.00
	1191-5 1" dia. 90° Offset Pull - 18" ctc	339.00	339.00	243.00	316.00	339.00	333.00	302.00	339.00	207.00	522.00	423.00
	1191-5J 1-1/4" dia. 90° Offset Pull - 18" ctc	498.00	498.00	433.00	563.00	498.00	488.00	450.00	498.00	372.00	879.00	620.00
	1191E-3-4.BPVC Offset Pull with Cool Touch Coating 1" dia. 90° Offset Pull - 10" ctc, 1-3/4" door <i>Note(s):</i> Thru-Bolt mounting standard. See Mounting Methods for additional options. FOCAL Designer Option: Add \$44.25 LIST											177.00
	1193-1 3/4" dia. 3/4 Round Pull 5-1/2" ctc	123.00	123.00	114.00	148.00	123.00	120.00		123.00	97.00		154.00
	1193-2 3/4" dia. 3/4 Round Pull 8" ctc <i>Note(s):</i> Thru-Bolt mounting standard. See Mounting Methods for additional options.	123.00	123.00	122.00	159.00	123.00	121.00		123.00	106.00		154.00













BOXED PRICES ARE GENERALLY STOCKED IN OCEANSIDE AND AVAILABLE FOR QUICK SHIP.
STOCKING LIST FOR OTHER WAREHOUSES ALSO AVAILABLE.

TRIMCO	DESCRIPTION	605/ 606	613	613E	622	625	626	628	629	630	710 Cu+	Special Finishes
	1194-1 3/4" dia. Straight Pull - 6" ctc	94.00	94.00	55.00	72.00	94.00	91.00	83.00	94.00	47.00	164.00	116.00
	1194-2 3/4" dia. Straight Pull - 8" ctc	99.00	99.00	58.00	75.00	99.00	97.00	89.00	99.00	50.00	174.00	123.00
	1194-3 3/4" dia. Straight Pull - 10" ctc	108.00	108.00	67.00	87.00	108.00	107.00	97.00	108.00	56.00	191.00	134.00
	1194-4 3/4" dia. Straight Pull - 12" ctc	116.00	116.00	81.00	105.00	116.00	112.00	104.00	116.00	70.00	204.00	152.00
	1194E-1-4.BPVC Straight Pull with Cool Touch Coating 3/4" dia. Straight Pull - 6" ctc, 1-3/4" door											
<u>Note(s):</u> Thru-Bolt mounting standard. See Mounting Methods for additional options.												
	1195-1 1" dia. Straight Pull - 8" ctc	143.00	143.00	96.00	125.00	143.00	138.00	129.00	143.00	81.00	252.00	179.00
	1195-2 1" dia. Straight Pull - 10" ctc	159.00	159.00	106.00	138.00	159.00	154.00	145.00	159.00	91.00	281.00	199.00
	1195-3 1" dia. Straight Pull - 12" ctc	168.00	168.00	126.00	164.00	168.00	165.00	153.00	168.00	107.00	282.00	211.00
	1195-3J 1-1/4" dia. Straight Pull - 12" ctc	427.00	427.00	330.00	429.00	427.00	384.00	381.00	427.00	296.00	484.00	535.00
	1195-6 1" dia. Straight Pull - 18" ctc	270.00	270.00	194.00	252.00	270.00	265.00	245.00	270.00	165.00	476.00	337.00
	1195-6J 1-1/4" dia. Straight Pull - 18" ctc	505.00	505.00	413.00	537.00	505.00	497.00	457.00	505.00	350.00	674.00	633.00
	1195E-1-4.BPVC Straight Pull with Cool Touch Coating 1" dia. Straight Pull - 8" ctc, 1-3/4" door											
<u>Note(s):</u> Thru-Bolt mounting standard. See Mounting Methods for additional options.												
	1198-1-12 1-1/4" dia. Grab Bar - 12"	Manufactured with Bactericidal Copper:										284.00
	1198-1-18 1-1/4" dia. Grab Bar - 18"											312.00
	1198-1-24 1-1/4" dia. Grab Bar - 24"											338.00
	1198-1-30 1-1/4" dia. Grab Bar - 30"											362.00
	1198-1-36 1-1/4" dia. Grab Bar - 36"											386.00
	1198-1-42 1-1/4" dia. Grab Bar - 42"											475.00
	1198-1-48 1-1/4" dia. Grab Bar - 48"											549.00
	<u>Note(s):</u> Minimum order maybe required											

PRICE LIST 24 EFFECTIVE NOVEMBER 1, 2023



BOXED PRICES ARE GENERALLY STOCKED IN OCEANSIDE AND AVAILABLE FOR QUICK SHIP.
STOCKING LIST FOR OTHER WAREHOUSES ALSO AVAILABLE.

TRIMCO	DESCRIPTION	605/ 606	613	613E	622	625	626	628	629	630	710 Cu+	Special Finishes
 1199-1 1" dia. 1/2 Round Straight Pulls 6" ctc  1199-2 1" dia. 1/2 Round Straight Pulls 8" ctc 1" - 1/2 Round		99.00	99.00	99.00	129.00	99.00	97.00		99.00	83.00		123.00
	Note(s): Thru-Bolt mounting standard. See Mounting Methods for additional options.		116.00	116.00	116.00	151.00	116.00	113.00		116.00	102.00	
 1200 Floor Stop Wood Screws  1201 Floor Stop Combo Pack  1201CK Floor Stop Combo Pack - Torx Screws D1201000073 Rubber only: 1200 & 1201 (Grey)		47.00	47.00	45.00	59.00	47.00	37.00					59.00
		59.00	59.00	45.00	59.00	59.00	37.00					73.00
		86.00	86.00	86.00	112.00	86.00	80.00					106.00
 1204 Base Stop Wood Screws  1205 Base Stop Combo Pack D1201000073 Rubber only: 1204 & 1205 (Grey)		50.00	50.00	43.00	56.00	50.00	36.00					63.00
		50.00	50.00	43.00	56.00	50.00	36.00					2.50
 1206 Base Stop & Holder Wood Screws  1207 Base Stop & Holder Combo Pack D1201000073 Rubber only: 1206 & 1207 (Grey)		77.00	77.00	63.00	82.00	77.00	52.00					95.00
		77.00	77.00	63.00	82.00	77.00	52.00					2.50
 1208 Base Stop - 3-1/4" Projection Hanger Bolt D1208000073 Rubber only: 1208 (Grey)		24.00	24.00	25.00	33.00	24.00	19.00					30.00
												2.50













BOXED PRICES ARE GENERALLY STOCKED IN OCEANSIDE AND AVAILABLE FOR QUICK SHIP.
STOCKING LIST FOR OTHER WAREHOUSES ALSO AVAILABLE.

	TRIMCO	DESCRIPTION	605/ 606	613	613E	622	625	626	628	629	630	710 Cu+	Special Finishes
	1209	Heavy-Duty Floor Stop - 1-3/8" Tall Rubber Grade 8 Tensile Bolt	87.00	87.00	76.00	99.00		59.00		86.00	59.00		107.00
	1209-3	Heavy-Duty Floor Stop - 3" Tall Rubber Grade 8 Tensile Bolt	108.00	108.00	99.00	129.00		75.00		108.00	75.00		135.00
	1209W	Heavy-Duty Wall Stop SS Cap Screw										64.00	
	1209HA	Extra Heavy-Duty Floor Stop 3" High Rubber; 1" dia. 7" long SS Post										116.00	
	1209HO	Heavy-duty Floor Stop, Hold-Open										112.00	
	1209HOHA	Extra Heavy-Duty Floor Stop Hold Open										471.00	
	1211	Cast Universal Dome Stop Low Rise Lip x High Rise Rubber Combo Pack	17.00	17.00	17.00	22.00	17.00	16.00					29.00
	D1211000073	Rubber only: 1211 (Grey)											2.50
	W1211	Wrought Universal Dome Stop Combo Pack	17.00	17.00	17.00	22.00	17.00	17.00		17.00	17.00		29.00
	D121000073	Rubber only: W1211 (Grey)											2.50
	1211CL	Carpet Riser for Cast 1211 1/2" riser (Aluminum) - Specify Stop Finish	11.00	11.00				10.00					14.00
	1211CH	Carpet Riser for Cast 1211 3/4" riser (Aluminum) - Specify Stop Finish	12.00	12.00				11.00					15.00
		<u>Note(s):</u> Each 1211CL and 1211CH comes with a 2-1/4" stem and screw Risers are not available for the W1211											
	1214	Floor Stop - 1-3/4" high Combo Pack	50.00	48.00	43.00	56.00	50.00	37.00					63.00
	1214H	Floor Stop - 2-1/4" high Combo Pack	56.00	53.00	48.00	62.00	56.00	42.00					70.00
	1214CK	Floor Stop - 2-1/4" high Combo Pack - Torx Screws	68.00	60.00	58.00	75.00	67.00	50.00					84.00
	D1214CK0073	Rubber only: 1214 (Grey)											5.00
	1214CK x 1268CK	Floor Stop & Anchor Plate 2-1/4" High with Torx Screws	207.00	207.00	186.00	242.00	207.00	162.00					258.00
	D1214CK0073	Rubber only: 1214 (Grey)											5.00
	1215CKU	Universal Floor Stop Low Lip x High Rubber Combo Pack	54.00	54.00	48.00	62.00	54.00	42.00					68.00
	D1215000073	Rubber only: 1215CKU (Grey)											5.00
	1217P	Angle Stop for Pair of Doors	67.00	67.00	58.00	75.00	67.00	50.00					67.00
	1217S	Angle Stop for Single Door	67.00	67.00	58.00	75.00	67.00	50.00					67.00

PRICE LIST 24 EFFECTIVE NOVEMBER 1, 2023




















BOXED PRICES ARE GENERALLY STOCKED IN OCEANSIDE AND AVAILABLE FOR QUICK SHIP.
STOCKING LIST FOR OTHER WAREHOUSES ALSO AVAILABLE.

TRIMCO	DESCRIPTION	605/ 606	613	613E	622	625	626	628	629	630	710 Cu+	Special Finishes
	1220-5 Kickdown Door Holder - 5"	56.00	63.00	58.00	75.00	68.00	50.00					104.00
	1221-4 Kickdown Door Holder - 4" Finish is Sprayed to Match	25.00 606 Only	32.00	26.00	34.00		22.00					39.00
	1221-4FF Kickdown Door Holder - 4" Full Finish (Hand Polished)	55.00	54.00	58.00	75.00	63.00	50.00					84.00
	D122000073 Rubber only: 1220 & 1221 (Grey)											
	1223 Floor Stop & Holder Wood Screws	81.00	81.00	81.00	105.00	81.00	73.00					100.00
	1224 Floor Stop & Holder Combo Pack	81.00	81.00	81.00	105.00	81.00	73.00					100.00
D120100073 Rubber only: 1223 & 1224 (Grey)												2.25
	1229A Silencers (price per 100) Sold in multiples of 100 For use on metal frames Available in grey or black											32.00
	1229B Silencers (price per 100) Sold in multiples of 100 For use on wood frames Available in grey or white											32.00
	1229EL Elevator Bumpers (price per 125) Grey only Sold in multiples of 125											667.00
	1231 Floor Stop - 2" High Combo Pack	54.00	47.00	36.00	47.00	54.00	31.00					68.00
	1233 Floor Stop - 2-7/8" High Combo Pack	60.00	54.00	42.00	55.00	60.00	36.00					76.00
D123300073 Rubber only: 1231 & 1233 (Grey)												2.50
	1234 Floor Stop & Holder Combo Pack	86.00	86.00	63.00	82.00	86.00	51.00					106.00
D122400073 Rubber only: 1234 (Grey)												2.50
	1235 Base Stop Wood Screws 3" Projection	37.00	37.00	37.00	48.00	37.00	36.00					46.00
	1240 Hinge Pin Stop 1/4" & 5/16" Hinge Pin											11.00 619 Only
	1244 Roller Stop 4-1/4" Projection	80.00	80.00	67.00	87.00	80.00	50.00					100.00
	1244-6 Roller Stop 6-1/2" Projection	86.00	86.00	82.00	107.00	86.00	63.00					107.00
D124400073 Rubber only: 1244 & 1244-6 (Grey)												5.00

PRICE LIST 24 EFFECTIVE NOVEMBER 1, 2023



BOXED PRICES ARE GENERALLY STOCKED IN OCEANSIDE AND AVAILABLE FOR QUICK SHIP.
STOCKING LIST FOR OTHER WAREHOUSES ALSO AVAILABLE.

	TRIMCO	DESCRIPTION	605/ 606	613	613E	622	625	626	628	629	630	710 Cu+	Special Finishes
	1245 D1244000073	Roller Stop Curved Rubber only: 1245 (Grey)	106.00	106.00	65.00	85.00	106.00	50.00					164.00 5.00
	1254	Wall Stop & Holder 2-1/8" Projection Combo Pack	109.00	109.00	81.00	105.00	109.00	73.00					136.00
	1255 D1255000073	Plunger Door Holder Rubber only: 1255 (Grey)	68.00	68.00	50.00	65.00	68.00	39.00					84.00 5.00
	1257M	Floor Stop & Holder MS & ES	420.00	420.00	457.00	594.00	420.00	352.00					525.00
	1257R	Riser for the 1257M Aluminum Sprayed to Match Specify Stop Finish 5" High							366.00				469.00
	1258M	Floor Stop MS & ES	327.00	327.00	327.00	425.00	327.00	315.00					408.00
	1261	Floor Stop & Holder 1/2" Door Clearance	149.00	149.00	130.00	169.00	149.00	107.00					186.00
	1263	Floor Stop & Holder 1-1/16" Door Clearance	164.00	164.00	141.00	183.00	164.00	113.00					206.00
	1265	Floor Stop & Holder 1-9/16" Door Clearance	187.00	187.00	156.00	203.00	187.00	125.00					235.00
	1267	Floor Stop & Holder 2-1/16" Door Clearance	204.00	204.00	178.00	231.00	204.00	143.00					253.00
	1260W	Wall Stop and Holder with Strike	116.00	116.00	109.00	142.00	116.00	96.00					145.00
	1260WP	Wall Stop and Holder With Pipe Adapter Strike Add \$25.00 LIST for 12" pipe	281.00	281.00	281.00	365.00	281.00	256.00					350.00
	1260P	Pipe Adapter Strike .75 IPS Add \$25.00 LIST for 12" Pipe	141.00	141.00	141.00	183.00	141.00	133.00					177.00
	1268	Anchor Plate Sprayed to Match 3-1/2" diameter Add \$5.50 LIST for adapting for a stop	82.00	82.00	82.00	107.00	82.00	80.00	77.00				104.00
	1268CK	Anchor Plate Sprayed to Match 2-3/4" diameter Add \$5.50 LIST for adapting for a stop	126.00	126.00	126.00	164.00			113.00				159.00
	1270CV	Cast Wall Bumper Concave Combo Pack	21.00	21.00	21.00	27.00	25.00	19.00					32.00
	1270WV	Wrought Wall Bumper Concave Combo Pack	10.00	10.00	10.00	13.00			10.00	6.00			13.00
	D1270010073	Concave Rubber: 1270CV & 1270WV (Grey)											3.00










BOXED PRICES ARE GENERALLY STOCKED IN OCEANSIDE AND AVAILABLE FOR QUICK SHIP.
STOCKING LIST FOR OTHER WAREHOUSES ALSO AVAILABLE.

	TRIMCO	DESCRIPTION	605/ 606	613	613E	622	625	626	628	629	630	710 Cu+	Special Finishes
	1270CX	Cast Wall Bumper Convex Combo Pack	21.00	21.00	21.00	27.00	25.00	19.00					32.00
	1270WX	Wrought Wall Bumper Convex Combo Pack	10.00	10.00	10.00	13.00				10.00	6.00		13.00
	D1270020073	Convex Rubber: 1270CX & 1270WX (Grey)											2.50
	1270CVPV	Cast Concave Wall Bumper Prison Version with Torx Screw Expansion Shield & Anti Rotation Pin	45.00	41.00	41.00	53.00	45.00	32.00					56.00
	1270CVSV	Cast Concave Wall Bumper School Version Surface Mounting	55.00	50.00	49.00	64.00	55.00	32.00					69.00
	D1270010073	Concave Rubber: 1270CVSV & 1270CVPV (Grey)											2.00
	1270CXPV	Cast Convex Wall Bumper Prison Version with Torx Screw Expansion Shield & Anti Rotation Pin	45.00	41.00	41.00	53.00	45.00	32.00					56.00
	1270CXSV	Cast Convex Wall Bumper School Version Surface Mounting	55.00	50.00	49.00	64.00	55.00	32.00					69.00
	D1270020073	Convex Rubber: 1270CXSV & 1270CXPV (Grey)											2.00
	1275RP	Small Wall Bumper Convex Rubber Only	24.00	24.00	16.00	21.00	24.00	13.00					30.00
	1277	Large Cast Wall Bumper - 4" Diameter Convex Rubber Only	99.00	99.00	84.00	109.00	99.00	67.00					125.00
	D1277000073	Rubber only: 1277 (Grey)											16.00
	1278CV	Cast Décor Wall Bumper - Concave Combo Pack	31.00	31.00	31.00	40.00	31.00	24.00					38.00
	1278CX	Cast Décor Wall Bumper - Convex Combo Pack	31.00	31.00	31.00	40.00	31.00	24.00					38.00
	D1270010073	Rubber only: 1278CV (Grey)											2.50
	D1270020073	Rubber only: 1278CX (Grey)											2.50
	L1280	Door Stop & Holder 2-3/4" Projection	99.00	99.00	93.00	121.00	99.00	80.00					123.00
	L1280CI	Door Stop & Holder Sprayed to Match	84.00	84.00	70.00	91.00	84.00	60.00					104.00
	1283-2S	"Adjustre" Floor Stop & Holder	227.00	227.00	210.00	273.00	227.00	181.00					283.00
	1283-4S	"Adjustre" Wall Stop & Holder Adjustable Wall Strike	227.00	227.00	210.00	273.00	227.00	181.00					283.00
	1283LS	"Adjustre" Floor Stop & Holder (Lockable)						372.00					480.00
	1283-6S	"Adjustre" Wall Stop & Holder Adjustable Wall Strike	257.00	257.00	257.00	334.00	257.00	248.00					321.00

PRICE LIST 24 EFFECTIVE NOVEMBER 1, 2023






















BOXED PRICES ARE GENERALLY STOCKED IN OCEANSIDE AND AVAILABLE FOR QUICK SHIP.
STOCKING LIST FOR OTHER WAREHOUSES ALSO AVAILABLE.

TRIMCO	DESCRIPTION	605/ 606	613	613E	622	625	626	628	629	630	710 Cu+	Special Finishes
 1290	Floor Stop and Holder Heavy-duty	541.00	541.00	541.00	703.00	541.00	522.00					677.00
 1291	Floor Stop 2-1/2" High											17.00 603 Only
 1296	Base Stop - 4-11/64" Projection With Hanger Bolt	35.00	35.00	33.00	43.00	35.00	24.00					44.00
 1296S	Base Stop - 4-11/16" Projection Surface Mounted	35.00	35.00	33.00	43.00	35.00	24.00					44.00
 1298	Door Stop 4-3/16" Projection	121.00	121.00	119.00	155.00	121.00	95.00					151.00
D1201000073	Rubber only: 1298 (Grey)											2.50
 1502	2-3/4" Backset Latchbolt For Push/Pull Latches Only					120.00	110.00					149.00
1502RV	2-3/4" Backset Latchbolt - Reverse Action For Push/Pull Latches Only					265.00	256.00					330.00
 1503	3-3/4" Backset Latchbolt For Push/Pull Latches Only					120.00	110.00					149.00
1503RV	3-3/4" Backset Latchbolt - Reverse Action For Push/Pull Latches Only					265.00	256.00					330.00
1505	5" Backset Latchbolt For Push/Pull Latches Only					120.00	110.00					149.00
1505RV	5" Backset Latchbolt - Reverse Action For Push/Pull Latches Only					265.00	256.00					330.00

PRICE LIST 24 EFFECTIVE NOVEMBER 1, 2023

















BOXED PRICES ARE GENERALLY STOCKED IN OCEANSIDE AND AVAILABLE FOR QUICK SHIP.
STOCKING LIST FOR OTHER WAREHOUSES ALSO AVAILABLE.

TRIMCO	DESCRIPTION	605/ 606	613	613E	622	625	626	628	629	630	710 Cu+	Special Finishes
 1554	Heavy-duty Roller Latch B Strike standard. A & C Strikes available. Add \$1.10	107.00	107.00	93.00	121.00	107.00	77.00					132.00
 1555	Closet Ball Catch	31.00	31.00	28.00	36.00	31.00	23.00					38.00
 1555L	Closet Ball Catch with Long Strike	31.00	31.00	28.00	36.00	31.00	23.00					38.00
 1559WA	Heavy-duty Roller Latch With Cast Strike	81.00	82.00	76.00	99.00	81.00	62.00					102.00
 1559WB	Heavy-duty Roller Latch With T-Strike	81.00	82.00	76.00	99.00	81.00	62.00					102.00
 1559WC	Heavy-duty Roller Latch With ASA Strike	81.00	82.00	76.00	99.00	81.00	62.00					102.00
 1559A	Cast Strike For use with 1559W and 1554	38.00	38.00	37.00	48.00	38.00	30.00					48.00
 1559B	T-Strike For use with 1559W	30.00	30.00	27.00	35.00	30.00	22.00					38.00
 1559C	ASA Strike For use with 1559W and 1554	37.00	37.00	34.00	44.00	37.00	28.00					45.00
 1559BL	Roller Latch with Angle Stop and Modified "A" Strike	141.00	141.00	125.00	163.00	141.00	103.00					177.00
 1562A	 Push/Pull Latchset  Both Levers Down 5" Backset x 2-3/4" T-Strike (Standard)						348.00			427.00	734.00	543.00
 1562L	 Privacy Push/Pull Latchset - Locking  Both Levers Down Standard: 5" Backset x 2-3/4" T-Strike						497.00			511.00	879.00	650.00
 1562HL	 Passage Push/Pull Latchset - Horizontal  Levers Horizontal Standard: 5" Backset x 2-3/4" T-Strike						497.00			511.00		650.00
	Note(s):	Specify handing, latch and strike when ordering. Latch: Standard 5" (1505); Optional: 3-3/4" (1503) and 2-3/4" (1502) Strike: Standard T-Strike (3651); Optional: ASA Strike (3652) add \$7.50 LIST Engraving: "P" Suffix (i.e. 1562AP) add \$30.25 LIST Lead Lined Escutcheon Plate (1592LLE) add \$156 LIST Lead Lined Latch Tube (1592LLT) add \$156 LIST Available in Bactericidal Copper (Finish Code 710CU):										





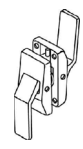


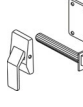











BOXED PRICES ARE GENERALLY STOCKED IN OCEANSIDE AND AVAILABLE FOR QUICK SHIP.
STOCKING LIST FOR OTHER WAREHOUSES ALSO AVAILABLE.

TRIMCO	DESCRIPTION	605/ 606	613	613E	622	625	626	628	629	630	710 Cu+	Special Finishes		
 <p>1562  Mortise Push/Pull Latchset  Both Levers Down 2-3/4" Backset ASA Strike</p> <p>Lock Type (Y):  B - BEST (additional costs) Q - PDQ M - Corbin Russwin (additional costs)</p> <p>Handing (ZZ): RH - Right Hand LH - Left Hand</p> <p>Q-PDQ: Pricing & Functions (YY)</p> <p>10 - Passage 30 - Privacy 51 - Entrance/Office 55 - Classroom 57 - Storeroom/Closet 60 - Privacy 72 - Classroom Security</p> <p>B-BEST & M-Corbin Russwin: Pricing & Functions (YY)</p> <p>10 - Passage 30 - Privacy 51 - Entrance/Office 55 - Classroom 57 - Storeroom/Closet 60 - Privacy 72 - Classroom Security</p>	<p>Note(s): Must specify handing, mortise lock type and function. 2 year Limited Warranty Available in Bactericidal Copper (Finish Code 710CU): Engraving: "P" Suffix (i.e. 1562B10-P) add \$30.25 LIST</p> <p>To Order: 1562XYY-ZZ</p> <p>See Left for Details: X (lock type), YY (function) & ZZ (handing)</p>													
		 <p>1562AE  Exit/Entrance Push/Pull Latchset  Lever Down, One Side Only Standard: 5" Backset x 2-3/4" T-Strike</p>	<p>Note(s): Specify handing, latch and strike when ordering. Latch: Standard 5" (1505); Optional: 3-3/4" (1503) and 2-3/4" (1502) Strike: Standard T-Strike (3651); Optional: ASA Strike (3652) add \$7.50 LIST Engraving: "P" Suffix (i.e. 1562AP) add \$30.25 LIST Lead Lined Escutcheon Plate (1592LLE) add \$156.00 LIST Lead Lined Latch Tube (1592LLT) add \$156.00 LIST Available in Bactericidal Copper (Finish Code 710CU):</p>											
 <p>1563A  Push/Pull Latchset  Both Levers Up Standard: 5" Backset x 2-3/4" T-Strike</p>	<p>Note(s): Specify handing, latch and strike when ordering. Latch: Standard 5" (1505); Optional: 3-3/4" (1503) and 2-3/4" (1502) Strike: Standard T-Strike (3651); Optional: ASA Strike (3652) add \$7.50 LIST Engraving: "P" Suffix (i.e. 1562AP) add \$30.25 LIST Lead Lined Escutcheon Plate (1592LLE) add \$156.00 LIST Lead Lined Latch Tube (1592LLT) add \$156.00 LIST Available in Bactericidal Copper (Finish Code 710CU):</p>													
 <p>1580A  Push/Pull Latchset  Push Lever Up, Pull Lever Down Standard: 5" Backset x 2-3/4" T-Strike</p>	<p>Note(s): Specify handing, latch and strike when ordering. Latch: Standard 5" (1505); Optional: 3-3/4" (1503) and 2-3/4" (1502) Strike: Standard T-Strike (3651); Optional: ASA Strike (3652) add \$7.50 LIST Engraving: "P" Suffix (i.e. 1562AP) add \$30.25 LIST Lead Lined Escutcheon Plate (1592LLE) add \$156.00 LIST Lead Lined Latch Tube (1592LLT) add \$156.00 LIST Available in Bactericidal Copper (Finish Code 710CU):</p>													

PRICE LIST 24 EFFECTIVE NOVEMBER 1, 2023



BOXED PRICES ARE GENERALLY STOCKED IN OCEANSIDE AND AVAILABLE FOR QUICK SHIP.
STOCKING LIST FOR OTHER WAREHOUSES ALSO AVAILABLE.

TRIMCO	DESCRIPTION	605/ 606	613	613E	622	625	626	628	629	630	710 Cu+	Special Finishes	
	1581A  Push/Pull Latchset  Push Lever Down, Pull Lever Up Standard: 5" Backset x 2-3/4" T-Strike Note(s): Specify handing, latch and strike when ordering. Latch: Standard 5" (1505); Optional: 3-3/4" (1503) and 2-3/4" (1502) Strike: Standard T-Strike (3651); Optional: ASA Strike (3652) add \$7.50 LIST Engraving: "P" Suffix (i.e. 1562AP) add \$30.25 LIST Lead Lined Escutcheon Plate (1592LLE) add \$156.00 LIST Lead Lined Latch Tube (1592LLT) add \$156.00 LIST Available in Bactericidal Copper (Finish Code 710CU):						349.00	0.00	0.00	427.00	734.00	543.00	
	1591A  Push Latchset - <i>Push to Latch</i>  Lever Down, One Side Only Standard: 5" Backset x 2-3/4" T-Strike 1591B  Pull Latchset - <i>Pull to Latch</i>  Lever Down, One Side Only Standard: 5" Backset x 2-3/4" T-Strike Note(s): Latch: Standard 5" (1505); Optional: 3-3/4" (1503) and 2-3/4" (1502) Strike: Standard T-Strike (3651); Optional: ASA Strike (3652) add \$7.50 LIST Engraving: "P" Suffix (i.e. 1562AP) add \$30.25 LIST Lead Lined Escutcheon Plate (1592LLE) add \$156.00 LIST Lead Lined Latch Tube (1592LLT) add \$156.00 LIST Available in Bactericidal Copper (Finish Code 710CU):						568.00			596.00	1,027.00	761.00	
	1592LLE Lead Lined Escutcheon Plates (Set of 2) For the 1500 Series Push/Pull Latchsets 1592LLT Lead Lined Latch Tube For the 1500 Series Push/Pull Latchsets												173.00 Lead only 173.00 Lead only
	1593RK Replacement Kit Kit for adaptation of 1500 series Push/Pull Strike Only	179.00	179.00			179.00	167.00					224.00	
	1630 Push Bar 3/8" x 2-1/2" 1630B Push Bar 3/8" x 2-1/2" BTB (Pair) Note(s): Specify center-to-center when ordering. All Push Bar Sets and Push/Pull Sets are priced up to 34" ctc. Add \$20.50 LIST for each additional inch over 34" ctc.	590.00	590.00	590.00	767.00				590.00	566.00		738.00	
	1633  Push Bar 3/8" x 2-1/2" Note(s): Specify center-to-center when ordering. All Push Bar Sets and Push/Pull Sets are priced up to 34" ctc. Add \$20.50 LIST for each additional inch over 34" ctc.	561.00	561.00	561.00	729.00				561.00	537.00		700.00	
	1633-1 Lever Handle Protector 3/8" x 1-1/2" x 14" ctc	348.00	348.00	348.00	452.00				348.00	335.00		433.00	
	1637  Push Bar 3/8" x 1-1/4" J1637 "J" Hook Only: 1637 Push Bar (1 End) Note(s): Specify center-to-center when ordering. All Push Bar Sets and Push/Pull Sets are priced up to 34" ctc. Add \$20.50 LIST for each additional inch over 34" ctc.	561.00	561.00	561.00	729.00				561.00	550.00		700.00	
												13.00	

PRICE LIST 24 EFFECTIVE NOVEMBER 1, 2023























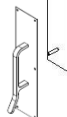



BOXED PRICES ARE GENERALLY STOCKED IN OCEANSIDE AND AVAILABLE FOR QUICK SHIP.
STOCKING LIST FOR OTHER WAREHOUSES ALSO AVAILABLE.

TRIMCO	DESCRIPTION	605/ 606	613	613E	622	625	626	628	629	630	710 Cu+	Special Finishes
	1642 5/8" dia. Push Bar Set 2 Bar Set Brackets - 5/8" x 5"	473.00	473.00	473.00	615.00	473.00	464.00				797.00	590.00
	1643 5/8" dia. Push Bar Set 3 Bar Set Brackets - 5/8" x 8"	561.00	561.00	561.00	729.00	561.00	550.00				946.00	700.00
	1644 5/8" dia. Push Bar Set 4 Bar Set Brackets - 5/8" x 11"	678.00	678.00	678.00	881.00	678.00	665.00				1,144.00	849.00
	Note(s): Specify center-to-center when ordering. All Push Bar Sets and Push/Pull Sets are priced up to 34" ctc. Add \$20.50 LIST for each additional inch over 34" ctc.											
	1661 1" dia. Push Bar	517.00	517.00	517.00	672.00	517.00	509.00				870.00	645.00
	1662 1" dia. Push Bar 2 Bar Set	1,120.00	1,120.00	1,120.00	1,456.00	1,120.00	1,098.00				1,890.00	1,400.00
	Note(s): Specify center-to-center when ordering. All Push Bar Sets and Push/Pull Sets are priced up to 34" ctc. Add \$20.50 LIST for each additional inch over 34" ctc.											
	1698 Push Bar 3/8" x 2-1/2"	708.00	708.00	666.00	866.00		653.00		708.00	637.00		886.00
	Note(s): Specify center-to-center when ordering. All Push Bar Sets and Push/Pull Sets are priced up to 34" ctc. Add \$20.50 LIST for each additional inch over 34" ctc.											
 	1729 3/4" dia. Push/Pull Bar Set 10" ctc Straight Pull	488.00	488.00	488.00	634.00	488.00	478.00	464.00	488.00	478.00	683.00	611.00
	1731 1" dia. Push/Pull Bar Set 10" ctc Straight Pull	531.00	531.00	531.00	690.00	531.00	522.00	509.00	531.00	522.00	853.00	664.00
	1732 1" dia. Push/Pull Bar Set 12" ctc Straight Pull	606.00	606.00	606.00	788.00	606.00	594.00	581.00	606.00	594.00	854.00	793.00
	1737 1" dia. 90° Offset Push/Pull Bar Set 10" ctc Offset Pull Round	665.00	665.00	665.00	865.00	665.00	637.00	622.00	665.00	637.00	989.00	829.00
	1738 1" dia. 90° Offset Push/Pull Bar Set 12" ctc Offset Pull	678.00	678.00	678.00	881.00	678.00	652.00	637.00	678.00	652.00	1,017.00	849.00
	1740 3/4" dia. Push Bar E Mounting Standard	386.00	386.00	386.00	502.00	386.00	363.00	354.00	386.00	256.00	488.00	480.00
	1741 1" dia. Push Bar E Mounting Standard Round	414.00	414.00	414.00	538.00	414.00	392.00	384.00	414.00	314.00	566.00	517.00
	1745 1-1/4" dia. Push Bar E Mounting Standard	473.00	473.00	473.00	615.00	473.00	464.00	450.00	473.00	434.00	704.00	590.00
	1746 1-1/4" dia. Push/Pull Bar Set 18" ctc Straight Pull	930.00	930.00	930.00	1,209.00	930.00	912.00	867.00	930.00	912.00	1,192.00	1,106.00
	1746-1 1-1/4" dia. Push/Pull Bar Set 12" ctc Straight Pull	870.00	870.00	870.00	1,131.00	870.00	839.00	825.00	870.00	839.00	1,119.00	1,037.00
1747 1-1/4" dia. 90° Offset Push/Pull Bar Set 18" ctc Offset Pull	930.00	930.00	930.00	1,209.00	930.00	912.00	883.00	930.00	912.00	1,253.00	1,160.00	
1747-1 1-1/4" dia. 90° Offset Push/Pull Bar Set 12" ctc Offset Pull Round	901.00	901.00	901.00	1,171.00	901.00	883.00	883.00	901.00	867.00	1,212.00	1,125.00	
	Add per inch over 34"	25.00	25.00	25.00	33.00	25.00	17.00	16.00	25.00	17.00	32.00	27.00
	Note(s): Specify Push Bar center-to-center when ordering. All Push Bar Sets and Push/Pull Sets are priced up to 34" ctc. E & G mounting 1-3/4" thick wood or metal door. Concealed mounting, specify door type. FOCAL Designer Option: Add \$43.50 LIST											



BOXED PRICES ARE GENERALLY STOCKED IN OCEANSIDE AND AVAILABLE FOR QUICK SHIP.
STOCKING LIST FOR OTHER WAREHOUSES ALSO AVAILABLE.

TRIMCO	DESCRIPTION	605/ 606	613	613E	622	625	626	628	629	630	710 Cu+	Special Finishes
 1748	 3/4" dia. "C" Shaped Offset Door 12" ctc Pull	327.00	327.00	327.00	425.00	327.00	322.00	315.00	327.00	322.00		408.00
 1748-1	 1" dia. "C" Shaped Offset Door 12" ctc Pull	419.00	419.00	419.00	545.00	419.00	395.00	388.00	419.00	395.00		524.00
<u>Note(s):</u>		1748 Series pulls are covered by warranty if ordered w/ BP4 Back Plates & L or M Mounting										
 1802-4	 Pull Plate 4" x 16" 6" CTC Pull (1"x3/8" bar)	362.00	362.00	362.00	471.00		354.00		362.00	315.00		451.00
 1802-25	Pull Plate 4" x 25" <u>Options:</u>	411.00	411.00	397.00	516.00				411.00	348.00		514.00
		PL - Engraved "PULL" (i.e. 1802-25PL) 39.00 PH - Engraved "PUSH" (i.e. 1802-25PH) 39.00 CC - 1-1/4" dia. Cutout (i.e. 1802-25CC-PL) 19.00 CD - 2-1/8" dia. Cutout (i.e. 1802-25CD-PH) 19.00										
 1804-4	 Pull Plate 4" x 16" 5" ctc Pull	447.00	447.00	337.00	438.00				447.00	281.00		555.00
 1807-4	Push Plate 4" x 16" Rounded Bevel Top & Bottom Edges	172.00	172.00	111.00	144.00				172.00	95.00	303.00	215.00
 1807-25	Push Plate 4" x 25" Rounded Bevel Top & Bottom Edges	289.00	289.00	186.00	242.00				289.00	157.00	516.00	365.00
 1809-4	Push Plate 4" x 16" B4E	225.00	225.00	147.00	191.00				225.00	123.00	396.00	280.00
 1820	Push/Pull Plate 3-1/2" x 16-1/2"	143.00	143.00	83.00	108.00				143.00	69.00	211.00	176.00
 1820-11	Push/Pull Plate 8" x 16-1/2"	252.00	252.00	229.00	298.00				252.00	190.00	442.00	313.00
 1822	Pull 2" x 3-3/4" 1-1/4" dia. Cutout - Adhesive Mount	109.00	109.00	70.00	91.00				109.00	58.00	163.00	135.00
 1822-1	Pull 2" x 3-3/4" No Cutout - Surface Mount	102.00	102.00	81.00	105.00				103.00	66.00	153.00	129.00
 1822-2	Pull 3" x 4-3/4" 2-1/8" dia. Cutout - Adhesive Mount	129.00	129.00	114.00	148.00				129.00	95.00	224.00	161.00
 1822-2-P	Pull 3" x 4-3/4" w/ Anti-Rotation Pin 2-1/8" dia. Cutout - Adhesive Mount	154.00	154.00	140.00	182.00				154.00	121.00		193.00
 1822-3-P	 Pull 2" x 3-3/4" 1-1/4" dia. Cutout - Adhesive Mount	135.00	135.00	96.00	125.00				135.00	83.00		168.00
<i>THE ULTIMATE RESTROOM PULL</i>		Manufactured with Bactericidal Copper:										
 1835-2	 Push/Pull Plate Combo 3-1/2" x 15" Plate 6" ctc Ultimate Restroom Pull Rounded Bevel Top & Bottom Edges									369.00	920.00	
 1835-3	 Push/Pull Plate Combo 4" x 16" Plate 6" ctc Ultimate Restroom Pull Rounded Bevel Top & Bottom Edges									369.00	920.00	
<u>Note(s):</u>		For 630TG antimicrobial coating, add 35% to the 630 price										

PRICE LIST 24 EFFECTIVE NOVEMBER 1, 2023

















BOXED PRICES ARE GENERALLY STOCKED IN OCEANSIDE AND AVAILABLE FOR QUICK SHIP.
STOCKING LIST FOR OTHER WAREHOUSES ALSO AVAILABLE.

	TRIMCO	DESCRIPTION	605/ 606	613	613E	622	625	626	628	629	630	710 Cu+	Special Finishes
	1894-3	Push/Pull Plate Combo 3-1/2" x 15" with 3/4" dia. 6" ctc Pull Rounded Bevel Top & Bottom Edges	514.00	514.00	346.00	450.00				514.00	288.00	865.00	640.00
	1894-3B	Push/Pull Plate Combo 3-1/2" x 15" with 3/4" dia. 8" ctc Pull Rounded Bevel Top & Bottom Edges	514.00	514.00	346.00	450.00				514.00	288.00	865.00	640.00
	1894-4	Push/Pull Plate Combo 4" x 16" with 3/4" dia. 6" ctc Pull Rounded Bevel Top & Bottom Edges	514.00	514.00	346.00	450.00				514.00	288.00	865.00	640.00
	1894-4B	Push/Pull Plate Combo 4" x 16" with 3/4" dia. 8" ctc Pull Rounded Bevel Top & Bottom Edges	514.00	514.00	346.00	450.00				514.00	288.00	865.00	492.00
	1895-3	Push/Pull Plate Combo 3-1/2" x 15" with 1" dia. 8" ctc Pull Rounded Bevel Top & Bottom Edges	548.00	548.00	447.00	581.00				548.00	373.00	923.00	686.00
	1895-3B	Push/Pull Plate Combo 3-1/2" x 15" with 1" dia. 10" ctc Pull Rounded Bevel Top & Bottom Edges	548.00	548.00	447.00	581.00				548.00	373.00	923.00	686.00
	1895-4	Push/Pull Plate Combo 4" x 16" with 1" dia. 8" ctc Pull Rounded Bevel Top & Bottom Edges	548.00	548.00	447.00	581.00				548.00	373.00	923.00	686.00
	1895-4B	Push/Pull Plate Combo 4" x 16" with 1" dia. 10" ctc Pull Rounded Bevel Top & Bottom Edges	634.00	634.00	462.00	601.00				634.00	388.00	1,282.00	951.00
	1896-4B	Push/Pull Plate 4" x 16" Grip 10" CC 1" dia with Rounded Bevel Top & Bottom Edges	686.00	686.00	514.00	668.00				686.00	429.00	1,158.00	901.00
	3070-1	Coat & Hat Hook	19.00	20.00			21.00	19.00			40.00		26.00
	3071	Coat Hook - 5-1/2" High	78.00	78.00			78.00	77.00		78.00	52.00		99.00
	3071-1	Coat Hook - 4-1/2" High	78.00	78.00			78.00	77.00		78.00	52.00		99.00
	3072	Coat Hook			102.00	133.00				122.00	86.00		152.00
	3090	Carry Open Bar Assembly	94.00	94.00			94.00	93.00					117.00























BOXED PRICES ARE GENERALLY STOCKED IN OCEANSIDE AND AVAILABLE FOR QUICK SHIP.
STOCKING LIST FOR OTHER WAREHOUSES ALSO AVAILABLE.

TRIMCO	DESCRIPTION	605/ 606	613	613E	622	625	626	628	629	630	710 Cu+	Special Finishes
	3092  UL Retracting Arm Coordinator <i>Note(s):</i> Not for uneven doors or even doors under 36" width Other finishes available. Call to inquire.										302.00 Silver	282.00 Black
	3093  UL Drop Arm Coordinator	224.00	224.00			224.00	139.00					278.00
	3094A2  UL Stop Mounted Coordinator - 32" - 43" - 53" Opening, includes filler bar										235.00 Silver	214.00 Black
	3094B1  UL Stop Mounted Coordinator - 52" - 53" - 63" Opening, includes filler bar										235.00 Silver	214.00 Black
	3094B2  UL Stop Mounted Coordinator - 52" - 63" - 75" Opening, includes filler bar										235.00 Silver	214.00 Black
	3094B3  UL Stop Mounted Coordinator - 52" - 75" - 87" Opening, includes filler bar										235.00 Silver	214.00 Black
	3094B4  UL Stop Mounted Coordinator - 52" - 87" - 95" Opening, includes filler bar										235.00 Silver	214.00 Black
	3094C4  UL Stop Mounted Coordinator - 60" - 95" - 107" Opening, includes filler bar										256.00 Silver	237.00 Black
	3094D  UL Stop Mounted Coordinator For use with uneven pair of doors Specify door opening size										489.00 Silver	470.00 Black
	3094-1 Filler Bar Only - 12"										71.00 Silver	58.00 Black
	3094-2 Filler Bar Only - 24"										78.00 Silver	65.00 Black
	3094-3 Filler Bar Only - 36"										84.00 Silver	71.00 Black
	3094-4 Filler Bar Only - 48"										91.00 Silver	78.00 Black
	3094-5 Filler Bar Only - 60"										97.00 Silver	84.00 Black
	3094-6 Filler Bar Only - 72"										104.00 Silver	91.00 Black
	3095 Steel Mounting Bracket Stop width 7/8" to 2-1/4"										60.00 Silver	43.00 Black
	3096 Steel Mounting Bracket Stop width over 2-1/4"										60.00 Silver	43.00 Black
	<i>Note(s):</i> All 3094's except 3094D are for even pairs of doors ONLY. Add \$90.00 LIST for special prep. Standard finishes: Black and Silver Aluminum Paint. Other finishes also available. Call to inquire. For Coordinators cut for exit devices, specify opening width, exit device manufacturer, active door width and stop dimensions if other than 5/8".											


























BOXED PRICES ARE GENERALLY STOCKED IN OCEANSIDE AND AVAILABLE FOR QUICK SHIP.
STOCKING LIST FOR OTHER WAREHOUSES ALSO AVAILABLE.

	TRIMCO	DESCRIPTION	605/ 606	613	613E	622	625	626	628	629	630	710 Cu+	Special Finishes
	3651	2-3/4" T-Strike (A115.3)	42.00	42.00			42.00	13.00					52.00
	3652	4-7/8" ASA Strike (A115.2)	49.00	49.00			49.00	15.00					62.00
	3810	 UL Automatic Flushbolt Metal Doors	126.00	130.00	130.00	169.00	141.00	122.00		141.00	122.00		177.00
	3810x3810	 UL Automatic Flushbolt Metal Doors	252.00	258.00	258.00	335.00	281.00	243.00		281.00	243.00		350.00
	3810x3850	 UL Automatic Flushbolt with Fire Bolt Metal Doors	252.00	258.00	258.00	335.00	281.00	243.00		281.00	243.00		350.00
	3820	 UL Semi-Automatic Flushbolt Metal Doors	126.00	130.00	130.00	169.00	141.00	122.00		141.00	122.00		177.00
	3820x3810	 UL Semi-Automatic Flushbolt Metal Doors	252.00	258.00	258.00	335.00	281.00	243.00		281.00	243.00		350.00
	3820x3850	 UL Semi-Automatic Flushbolt with Fire Bolt Metal Doors	252.00	258.00	258.00	335.00	281.00	243.00		281.00	243.00		350.00
	3815L	 UL Automatic Flushbolt Wood Doors	145.00	149.00	149.00	194.00	162.00	139.00		162.00	139.00		204.00
	3815Lx3815L	 UL Automatic Flushbolt Wood Doors	287.00	295.00	295.00	384.00	323.00	276.00		323.00	276.00		405.00
	3815Lx3850	 UL Automatic Flushbolt with Fire Bolt Wood Doors	287.00	295.00	295.00	384.00	323.00	276.00		323.00	276.00		405.00
	3825L	UL Semi-Automatic Flushbolt Wood Doors	145.00	149.00	149.00	194.00	162.00	139.00		162.00	139.00		204.00
	3825Lx3815L	 UL Semi-Automatic Flushbolt Wood Doors	287.00	295.00	295.00	384.00	323.00	276.00		323.00	276.00		405.00
	3825Lx3850	 UL Semi-Automatic Flushbolt with Fire Bolt Wood Doors	287.00	295.00	295.00	384.00	323.00	276.00		323.00	276.00		405.00
	3830A	Finish Kit Only Automatic Flushbolts	47.00	47.00	47.00	61.00	52.00	44.00		52.00	44.00		65.00
	3830AL	Long Finish Kit Only Automatic Flushbolts	47.00	47.00	47.00	61.00	52.00	44.00		52.00	44.00		65.00
	3830M	Finish Kit Only Semi-Automatic Flushbolt - Metal Door	47.00	47.00	47.00	61.00	52.00	44.00		52.00	44.00		65.00
	3830WL	Long Finish Kit Only Semi-Automatic Flushbolt - Wood Door	47.00	47.00	47.00	61.00	52.00	44.00		52.00	44.00		65.00
	3850	 Fire Bolt - Edge Mount (630 Only)									180.00		
	3900	 Dubl-Bolt - Two Point Flushbolt Used on Inactive Leaf Specify Door Type, Height and Strike Type	458.00	458.00	458.00	595.00	458.00	441.00					572.00


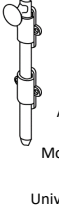







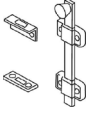


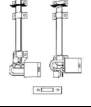
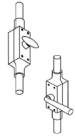
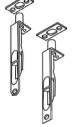


BOXED PRICES ARE GENERALLY STOCKED IN OCEANSIDE AND AVAILABLE FOR QUICK SHIP.
STOCKING LIST FOR OTHER WAREHOUSES ALSO AVAILABLE.

TRIMCO	DESCRIPTION	605/ 606	613	613E	622	625	626	628	629	630	710 Cu+	Special Finishes
	3910 Dust Proof Strike	39.00	39.00	39.00	51.00	39.00	30.00		39.00	30.00		49.00
	3910N Dust Proof Strike with No Face Plate	32.00	32.00	32.00	42.00	32.00	25.00		32.00	25.00		40.00
	3911 Adjustable Dust Proof Strike	48.00	48.00	48.00	62.00	48.00	38.00		48.00	38.00		60.00
	3913  UL Manual Flushbolt 1" x 6-3/4" x 3/4" throw Wood Door	56.00	56.00	56.00	73.00	56.00	45.00					71.00
	W3913  UL Wrought Manual Flushbolt 1" x 6-3/4" x 3/4" throw Wood Door	49.00	49.00	49.00	64.00	49.00	40.00					63.00
	3915  UL Manual Flushbolt 1-1/4" x 6-3/4" x 11/16" throw 12" Rod Standard Metal Door	73.00	73.00	73.00	95.00	73.00	53.00					93.00
	3916 Manual Flushbolt 1" x 15-1/2" x 5/8" throw Available up to 40" in Length Add per inch over 15-1/2" Wood Door	337.00	337.00	337.00	438.00	337.00	262.00					421.00
		8.00	8.00	8.00	10.00	8.00	7.00					10.00
	3917-12  UL Manual Flushbolt - 12" 1" x 6-3/4" x 11/16" throw Metal Door	40.00	40.00	40.00	52.00	48.00	31.00					60.00
	3917-18  UL Manual Flushbolt - 18"	63.00	63.00	63.00	82.00	70.00	53.00					77.00
	3917-24  UL Manual Flushbolt - 24"	64.00	64.00	64.00	83.00	71.00	54.00					78.00
	3917-36  UL Manual Flushbolt - 36"	65.00	65.00	65.00	85.00	73.00	55.00					80.00
	3917-48  UL Manual Flushbolt - 48"	67.00	67.00	67.00	87.00	75.00	56.00					81.00
	3917-12ET Manual Flushbolt - Extended Throw 1" x 6-3/4"; Throw 1-1/4" Metal Door	56.00	56.00	56.00	73.00	56.00	46.00					71.00
	W3917-12  UL Wrought Manual Flushbolt - 12" 1" x 6-3/4" x 11/16" throw Metal Door	39.00	39.00	39.00	51.00	39.00	30.00					49.00
	W3917-18  UL Wrought Manual Flushbolt - 18"	62.00	62.00	62.00	81.00	69.00	51.00					76.00
	W3917-24  UL Wrought Manual Flushbolt - 24"	63.00	63.00	63.00	82.00	70.00	52.00					77.00
	W3917-36  UL Wrought Manual Flushbolt - 36"	64.00	64.00	64.00	83.00	71.00	54.00					78.00
	W3917-48  UL Wrought Manual Flushbolt - 48"	65.00	65.00	65.00	85.00	73.00	55.00					80.00
	3917-1B 1-1/2" Long Bolthead for the 3917 (Steel)											19.00
	3917-3B 3" Long Bolthead for the 3917 (Steel)											19.00






















BOXED PRICES ARE GENERALLY STOCKED IN OCEANSIDE AND AVAILABLE FOR QUICK SHIP.
STOCKING LIST FOR OTHER WAREHOUSES ALSO AVAILABLE.

TRIMCO	DESCRIPTION	605/ 606	613	613E	622	625	626	628	629	630	710 Cu+	Special Finishes
	3920-4 Heavy-Duty Surface Bolt Dutch Door Bolt 4-1/4" Long	48.00	68.00			68.00	46.00					84.00
	3920-8 8" Long with Universal Strike		96.00			96.00	64.00					120.00
	3920-8M 8" Long with Mortise Strike	67.00	96.00			96.00	64.00					120.00
	3920-8A 8" Long with Angle Strike	67.00	96.00			96.00	64.00					120.00
	Angle  Mortise  Universal 	Add per inch if over 8"	15.00	18.00				15.00				
	Note(s): Supplied with Universal Strike. Specify if Angle or Mortise Strike is needed.											
	3921-8 Heavy-duty Surface Bolt 8" long with Decorative Knob	159.00	159.00			159.00	125.00					199.00
	3921-12 Heavy-duty Surface Bolt 12" long with Decorative Knob	212.00	212.00			212.00	167.00					265.00
	3921-18 Heavy-duty Surface Bolt 18" long with Decorative Knob	227.00	227.00			227.00	191.00					283.00
	3921-24 Heavy-duty Surface Bolt 24" long with Decorative Knob	242.00	242.00			242.00	204.00					302.00
Angle  Mortise  Universal 	Add per inch over 24"	17.00	19.00			19.00	16.00					26.00
	Note(s): Supplied with Universal Strike. Specify if Angle or Mortise Strike is needed. Angle Strike (3920-3A), Mortise Strike (39201M) and Universal Strike (3920-1U)											
	3922  UL Heavy-duty Surface Bolt 8" Long		87.00				53.00		107.00	93.00		69.00 603 only
	3923  UL Heavy-duty Surface Bolt 12" Long		106.00			106.00	68.00			108.00		89.00 603 only
	Add per inch over 12"		19.00			19.00	19.00			23.00		27.00 603 only
	3922L Heavy-duty Locking Surface Bolt Locking "B" - 8" Padlock by Others Torx Screws Specify SMS or MS		249.00				146.00		257.00	226.00		292.00
	3928K Cremone Bolt with Knob Up to 90"	1892.00	1892.00			1892.00	1807.00					2364.00
	3928L Cremone Bolt with Lever Up to 90", Specify Handing Add for each addition 6" over 90"	1892.00	1892.00			1892.00	1807.00					2364.00
		136.00	136.00			136.00	132.00					172.00
	3999 Flushbolt - 6" Corner Mount Rounded End	18.00	18.00			18.00	16.00					23.00
	3999SE Flushbolt - 6" Corner Mount Square End	18.00	18.00			18.00	16.00					23.00

PRICE LIST 24 EFFECTIVE NOVEMBER 1, 2023













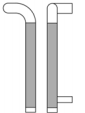










BOXED PRICES ARE GENERALLY STOCKED IN OCEANSIDE AND AVAILABLE FOR QUICK SHIP.
STOCKING LIST FOR OTHER WAREHOUSES ALSO AVAILABLE.

TRIMCO	DESCRIPTION	605/ 606	613	613E	622	625	626	628	629	630	710 Cu+	Special Finishes
 4015	Chain Door Guard	14.00				26.00						609 Antique Brass 26.00
 4016	Swing Arm Door Guard	46.00	54.00	54.00	70.00	54.00	46.00					69.00
 4016-ED	Edge Protector with Adhesive Tape Minimum order 30 Pieces	11.00	15.00	15.00	20.00	15.00	11.00					20.00
 4016S	Spacer Black Nylon ONLY											24.00
<u>Note(s):</u> Specify screw finish & spacer size (1/8", 1/4", 3/8", 5/8", 3/4", 7/8")												
 4017	 Security Door Guard	60.00		60.00	78.00	60.00	43.00					77.00
 4017-ED	Edge Protector (1-1/2" x 2") with Adhesive Tape	15.00	19.00	19.00	25.00	19.00	15.00					26.00
	4017-ET Emergency Tool for Security Door Guard											11.00
	4017-HO Hold Open Tool for Security Door Guard											11.00
 4048	Chain Crash Stop (603 only)											60.00
 4872	2" Surface Bolt	18.00	18.00			22.00	18.00					26.00
 4873	3" Surface Bolt	18.00	20.00			22.00	18.00					26.00
 4874	4" Surface Bolt	20.00	22.00			24.00	20.00					28.25
 4876	6" Surface Bolt	24.00	26.00			29.00	25.00					34.00
 4882	12" Surface Bolt	35.00	41.00			44.00	35.00					53.00
	Add per inch over 12" Max Height - 48"	12.00	12.00			12.00	12.00					14.90
 5000-T	Lock Astragal - Cast 1-7/8" x 9-1/2" Use with Mortise Lock (1-1/2" lip strike)	97.00	97.00	97.00	126.00	97.00	75.00					120.00
 5001	Lock Astragal Stainless Steel Use with Mortise or Cylindrical Locks										48.00	
 5002	Lock Astragal Stainless Steel Use with Cylindrical Locks 1-9/16" x 6"										43.00	
 5004	Mortise Lock Status Indicator Locked or Unlocked Specify Mortise Lock Manufacturer \$50.00 set-up charge for orders <5 pieces							456.00				568.00
<u>Note(s):</u> 5004 order form required.												
 5022	Unit Lock to Cylindrical Lock Filler								436.00	348.00		543.00
 5022A	Unit Lock to Cylindrical Lock Filler With Astragal								436.00	348.00		543.00


























BOXED PRICES ARE GENERALLY STOCKED IN OCEANSIDE AND AVAILABLE FOR QUICK SHIP.
STOCKING LIST FOR OTHER WAREHOUSES ALSO AVAILABLE.

TRIMCO	DESCRIPTION	605/ 606	613	613E	622	625	626	628	629	630	710 Cu+	Special Finishes
fOCAL		fOCAL Notes: fOCAL products are made to order and are not returnable. Many products can be made to the fOCAL styling: Pulls/Grips add \$45.50 LIST Push/Pull Bar Sets add \$45.50 LIST										
	7001 fOCAL Push Plate - 4" x 16" No Screw Holes x Adhesive Mounting	91.00	91.00	91.00	118.00	91.00	87.00	86.00	91.00	87.00	152.00	112.00
	7009 fOCAL Push Plate - 6" x 16" No Screw Holes x Adhesive Mounting	107.00	107.00	107.00	139.00	107.00	107.00		107.00	107.00	179.00	133.00
	7010 fOCAL Robe Hook & Stop	68.00	70.00	70.00	91.00	76.00	67.00		99.00	99.00		122.00
	7059 fOCAL Round Flush Cup	84.00	84.00	84.00	109.00	94.00	94.00					116.00
	7060 fOCAL Flush Pull - Large	109.00	126.00	121.00	157.00	121.00	108.00				213.00	159.00
	7061 fOCAL Flush Pull -Small	94.00	99.00	97.00	126.00	97.00	94.00				173.00	127.00
	7140  fOCAL 3/4" dia. "D" Pull 6" ctc with 3" x 12" Plate	204.00	204.00	204.00	265.00	204.00	197.00		204.00	197.00	342.00	255.00
	7140S  fOCAL 3/4" dia. "D" Pull 6" ctc with Black Style Back Plates	204.00	204.00	204.00	265.00	204.00	197.00		204.00	197.00	342.00	255.00
	7141  fOCAL 3/4" dia. "D" Pull 8" ctc with 3" x 12" Plate	229.00	227.00	227.00	295.00	227.00	217.00		229.00	217.00	381.00	284.00
	7141S  fOCAL 3/4" dia. "D" Pull 8" ctc with Black Style Back Plates	217.00	217.00	217.00	282.00	217.00	217.00		217.00	211.00	432.00	311.00
	7150  fOCAL 1" dia. Cane Pull 10" ctc x 3/4" dia. Post	573.00	573.00	573.00	745.00		573.00		573.00	573.00		718.00
	Note(s): Custom lengths available by quote See Page vii for mounting chart BTB available											
	7160  fOCAL 1" dia. Offset Cane Pull 10" ctc x 3/4" Post	743.00	743.00	743.00			729.00		743.00	729.00		930.00
	Note(s): Specify Handing Custom lengths available by quote See Page vii for mounting chart BTB available											
	7170  fOCAL 1" dia. Wing Pull 10" ctc	419.00	419.00	419.00	545.00	0.00	0.00	0.00	419.00	365.00	0.00	524.00
	Note(s): BTB Available											
	7196-1  fOCAL Cool Touch Pull with PVC 8" ctc	226.00	226.00	226.00	294.00				217.00	248.00	217.00	311.00
	7196-2  fOCAL Cool Touch Pull with PVC 10" ctc	226.00	226.00	226.00	294.00				217.00	248.00	217.00	311.00
	7196-3  fOCAL Cool Touch Pull with PVC 12" ctc	226.00	226.00	226.00	294.00				217.00	248.00	217.00	311.00
	Note(s): BTB Available											
	7208 fOCAL Pencil Stop	49.00	49.00	49.00	64.00	49.00	49.00					78.00



BOXED PRICES ARE GENERALLY STOCKED IN OCEANSIDE AND AVAILABLE FOR QUICK SHIP.
STOCKING LIST FOR OTHER WAREHOUSES ALSO AVAILABLE.

TRIMCO	DESCRIPTION	605/ 606	613	613E	622	625	626	628	629	630	710 Cu+	Special Finishes
	7278 fOCAL Décor Wall Stop Concave-Black Rubber	41.00	41.00	41.00	53.00	41.00	40.00					52.00
	7280 fOCAL Floor Stop - Small 1-1/4" dia.	83.00	83.00	83.00	108.00	83.00	80.00		83.00	80.00		104.00
	7281 fOCAL Floor Stop - Large 1-3/4" dia. Contact factory for wood floor prep.	123.00	123.00	123.00	160.00	123.00	120.00		123.00	120.00		154.00
	7285 fOCAL Floor Stop & Holder Large with Ball and Hook 1-3/4" dia. Contact factory for wood floor prep.	211.00	211.00	211.00	274.00	211.00	211.00	211.00	211.00	211.00	211.00	211.00
	FG8000-24  Frame Protector 24" Overall Length FG8000-36  Frame Protector 36" Overall Length FG8000-42  Frame Protector 42" Overall Length											537.00 652.00 769.00
												  Spins when an object hits the bar
PBT8000-1-18	Push Bar Trim Cover for Exit Devices Von Duprin 98/99/33/35 - 3' Device											253.00
PBT8000-1-24	Push Bar Trim cover for Exit Devices Von Duprin 98/98/33/35 - 4' Device											274.00
PBT8000-2-13	Push Bar Trim Cover for Exit Devices Precision Apex 2000 - 2'6" Device											237.00
PBT8000-2-19	Push Bar Trim Cover for Exit Devices Precision Apex 2000 - 3' Device											253.00
PBT8000-2-23	Push Bar Trim Cover for Exit Devices Precision Apex 2000 - 4' Device											274.00
	PG8000  Panic Guard  10" High	392.00	392.00						392.00	377.00		489.00
	PG8002  Panic Guard Combination  1 - Piece 10" High x up to 34" Wide	1,059.00	1,059.00						1,059.00	1,023.00		1,322.00
	PG8002-1  Panic Guard Combination  2 - Piece 10" High x up to 34" Wide	618.00	618.00						618.00	607.00		774.00
	Per Inch over 34" Wide	16.00	16.00						16.00	16.00		22.00
	PG8125VV-1  Universal Panic Guard 8" long 18 Gauge											323.00
	PG8125VV-4  Universal Panic Guard 4" long 18 Gauge											315.00



BOXED PRICES ARE GENERALLY STOCKED IN OCEANSIDE AND AVAILABLE FOR QUICK SHIP.
STOCKING LIST FOR OTHER WAREHOUSES ALSO AVAILABLE.

TRIMCO	DESCRIPTION	605/ 606	613	613E	622	625	626	628	629	630	710 Cu+	Special Finishes	
<p>T-Print T-Print Custom Logo Pulls Minimum orders may apply.</p> <p>9550-TP Extruded Economy T- Print Pull 6"x9" - standard CTC 7" One color included</p> <p>9570-TP Premium T-Print Pull 5" x 9" - standard CTC 7" Two colors included</p> <p>9590-TP Boutique Custom T- Print Pull 5" x 9" - Larger sizes available Three colors included</p>		<p style="text-align: center;">CALL FOR QUOTE</p>											
P/N	Lever Design							Tubular Passg.	Tubular Privacy	Full Dummy *	Single Dummy *		
81SC051	Merryvale	<p>Tubular Locks</p> <p>Specify Handing, Backset (2-3/8" or 2-3/4"), Function (Pass. or Priv.) and Door Thickness Single & Full Dummy Trims are supplied as rigid mounted levers, unless specified otherwise.</p>						216.00	216.00	185.00	93.00		
81ST002	Frankfurt							165.00	165.00	117.00	59.00		
81ST001	Munich							165.00	165.00	117.00	59.00		
81ST000	Stockholm							165.00	165.00	117.00	59.00		
P/N	Lever Design							Entry Q10	Store Door Q14				
90SC051	Merryvale	<p>Mortise Locks</p> <p>Other Functions also available</p>						730.00	730.00				
90ST002	Frankfurt							673.00	673.00				
90ST001	Munich							673.00	673.00				
90ST000	Stockholm							673.00	673.00				
DC Series	Door Cap	CALL FOR QUOTE											
<p>Note(s): Heavy-duty door cap for use with flush bolts and concealed vertical rod exit devices. Reinforces doors (top and/or bottom) damaged from high use and abuse. Durable .050" construction. Can be produced to work with any manufacturers flush bolts or CVR devices. Easy installation requires no special tools or removal of the hardware from the door. For use with both beveled and non-beveled doors. Order form available at www.trimcohardware.com.</p>													



BOXED PRICES ARE GENERALLY STOCKED IN OCEANSIDE AND AVAILABLE FOR QUICK SHIP.
STOCKING LIST FOR OTHER WAREHOUSES ALSO AVAILABLE.

TRIMCO	DESCRIPTION	605/ 606	613	613E	622	625	626	628	629	630	710 Cu+	Special Finishes
Edge Guard Notes												
1. Trimco's edge guard order form can be found online at www.trimcohardware.com . Order forms required with PO. 2. Fasteners: #5 x 5/8" PH FH undercut provided with all edge guards. 3. Add \$14.00 to each cutout 4. Packaging charge for <5 edge guards: \$26.00 NET 5. UL Rating available: Label - \$13.00 LIST; Stamp - \$26.00 LIST 6. Add 20% for each quantities less than 10 units per unique edge guard												
	KE31-1 90° Edge Guard Specify mortise or non-mortise	Up to 42" 43" to 66" 67" to 96"	148.00 245.00 342.00	148.00 245.00 342.00						130.00 173.00 216.00		185.00 282.00 379.00
	KE32-1 93° Edge Guard Specify mortise or non-mortise	Up to 42" 43" to 66" 67" to 96"	157.00 254.00 351.00	157.00 243.00 351.00						133.00 176.00 219.00		195.00 293.00 390.00
	KE33-1 90° Edge Guard Specify mortise or non-mortise	Up to 42" 43" to 66" 67" to 96"	190.00 287.00 384.00	190.00 287.00 384.00						168.00 212.00 255.00		235.00 343.00 441.00
	KE33-2 93° Edge Guard Specify mortise or non-mortise	Up to 42" 43" to 66" 67" to 96"	214.00 311.00 408.00	214.00 311.00 408.00						186.00 229.00 272.00		266.00 363.00 460.00
	KE34-1 Edge Guard - Double Acting Door Specify mortise or non-mortise	Up to 42" 43" to 66" 67" to 96"	261.00 359.00 456.00	261.00 359.00 456.00						225.00 268.00 311.00		327.00 424.00 522.00
	KE35-1 90° Edge Guard	Up to 42" 43" to 66" 67" to 96"	261.00 359.00 456.00	261.00 359.00 456.00						225.00 237.00 280.00		327.00 384.00 482.00
	KE36-1 93° Edge Guard	Up to 42" 43" to 66" 67" to 96"	229.00 326.00 423.00	229.00 326.00 423.00						193.00 237.00 280.00		287.00 384.00 482.00
	KE37-1 90° Edge Guard-square edged	Up to 42" 43" to 66" 67" to 96"	255.00 352.00 449.00	255.00 352.00 449.00						225.00 268.00 311.00		316.00 414.00 511.00
	KE37-2 93° Edge Guard-square edged	Up to 42" 43" to 66" 67" to 96"	270.00 367.00 464.00	270.00 367.00 464.00						242.00 285.00 328.00		336.00 433.00 530.00
	KE38-1 Edge Guard - Double Acting Door	Up to 42" 43" to 66" 67" to 96"	424.00 522.00 619.00	424.00 522.00 619.00						351.00 394.00 437.00		530.00 627.00 725.00
	K39 Finger Guard up to 42" long 60" long maximum Over 42" long by quote only									418.00		



Door Protection Plate Notes

- 1 All odd sizes rounded up to the nearest even inch on both height and width.
- 2 Lot Charge for small lots may apply to the special finishes.
- 3 All Door Protection Plates are priced per 100 square inches, with standard Pencil Beveled edges.
- 4 We can recommend but not guarantee glue for use with kick plates and edge guards.
- 5 Special bends on kick, mop or armor plates will be quoted.

Packaging Charges	Less than 5 Kick Plates: \$7.50 NET
	Less than 3 Armor Plates: \$20.00 NET
Countersunk Holes	\$19.50 LIST - Kick Plate: \$32.50 LIST - Armor Plate
Heavy Bevel Edges	\$19.50 LIST - Kick Plate: \$32.50 LIST - Armor Plate
TEK Screws	\$6.50 LIST - Mop, Kick, Stretch Plate: \$39.00 - Armor Plate

Adhesive Tape	\$45.50 LIST - Kick Plate: \$97.50 LIST - Armor Plate
UL Rating	\$23.50 LIST per plate (label) - Specify UL
* ADH charge additional	\$36.50 LIST per plate (stamp) - Specify ULS
RC - Radius Corners	\$45.50 LIST per plate
TORX Screws (each)	\$6.50 LIST - Mop, Kick, Stretch Plate: \$39.00 - Armor Plate



Plate Type	Family	Material	605	606	613	613E	622	628	629	630	710	Special Finishes
Armor Plate 17" to 48"H x 48"W unless noted	KA038	.038"	-	-	-	-	-	-	-	23.50	-	-
	KA050	.050"	90.00 Up to 24"	90.00 Up to 36"	90.00 Up to 36"	36.25	36.25	23.75	81.00	23.50	136.00	101.00
	KA064	.064"	95.00 Up to 36"	95.00 Up to 36"	95.00 Up to 36"	39.00	39.00	-	-	27.75	-	-
	KA125	.125" Diamond Plate	-	-	-	-	-	-	-	-	-	72.00 628 Only
Mop Plate 6"H or Less x 48"W	KM038	.038"	-	-	-	-	-	-	-	25.25	-	-
	KM050	.050"	85.00	85.00	85.00	38.50	38.50	24.25	85.00	25.25	130.00	104.00
	KM064	.064"	104.00	104.00	104.00	41.00	41.00	-	-	29.75	-	-
	KM125	.125" Diamond Plate	-	-	-	-	-	-	-	-	-	74.00 628 Only
Kick Plate 7" to 16"H x 48"W	K0038	.038"	-	-	-	-	-	-	-	23.50	-	-
	K0050	.050"	81.00	81.00	81.00	36.25	36.25	23.75	81.00	23.50	136.00	101.00
	K0064	.064"	95.00	95.00	95.00	39.00	39.00	-	-	27.75	-	-
	K0125	.125" Diamond Plate	-	-	-	-	-	-	-	-	-	72.00 628 Only
Stretcher Plate 6"H or Less x 48"W	KS050	.050"	90.00	90.00	90.00	47.50	47.50	30.75	90.00	31.25	185.00	134.00
	KS064	.064"	106.00	106.00	106.00	47.00	47.00	-	-	36.50	-	-
Kick Plate Handicap	KH050	.050"	-	-	176.00	-	-	-	-	124.00	-	-
Self Illuminated "EXIT" Sign 10X34		.050"	-	-	-	-	-	-	-	423.00	-	-
Plate Type	Family	Material	Black	Nubia Brown	Clear Plastic	Khaki Brown	Beige	Grey	Dove Grey	Frosty White		-
Plastic Plate	K6000	1/8" 4" to 48"	16.00	17.25	18.00	21.25	21.25	21.25	21.25	21.25	-	-

Notes: Self-Illuminated Exit Sign Available screw or adhesive mount. Specify when ordering.
Handicap Kick Plate to Cover Glass on Narrow Slit Aluminum Doors.
Pricing above is per 100 square inch



TrimcoHardware.com

1351 Rocky Point Drive
Oceanside, CA 92056

Phone: 323.262.4191

Fax: 800.637.8746

QUOTES: quotes@trimcohardware.com
INFORMATION: info@trimcohardware.com
CUSTOMER SERVICE: csr@trimcohardware.com