



Z-Lite

2020 JANUARY





Contour

Hand-crafted metal wires that contour around each light source make this creation a true work of art. These modern lights are available in gloss white.



| A |



| B |



| C |

Finish



Gloss White



| D |




| E |

	Product	Bulbs/Wattage	L/Ext.	W	H	Overall-H	Chain/Rods	Wire L.	Ceiling/Wall Plate
A	801-1S-WH	(1) 60W-c	7.75"	7"	15"	---	---	---	5" diameter
B	801-1SL-WH	(1) 60W-c	7.75"	7.75"	24.5"	---	---	---	5" diameter
C	801MP-WH	(1) 60W-c	---	7"	16.75"	100.5"	6x12" + 1x6" + 1x3" rods	110"	5" diameter
D	801-5L-WH	(5) 60W-c	45.75"	7.75"	23"	152"	8x24"+4x12"+2x6"+2x3" rods	170"	11.75"L x 5"W
E	801-7L-WH	(7) 60W-c	62.75"	7.75"	25.75"	154.75"	8x24"+4x12"+2x6"+2x3" rods	170"	11.75"L x 5"W

Infinity

The infinity fixtures illuminate to reveal rows and rows of lights that appear endless. Inspired by the mirrors of the 70s, this collection will add the perfect drama to any living or dining room. Available in polished chrome or misty charcoal.





| A |



| B |

	Product	Bulbs/Wattage	L/ext.	W	H	Overall-H	Chain/Rods Length	Wire Length	Ceiling/Wall Plate
A	802-44L-MC	(12) 60W-c	44"	11.25"	14"	145.75"	8x24"+4x12"+2x6"+2x3" rods	170"	15.75"L x 5"W
B	802-56L-MC	(16) 60W-c	56"	11.25"	14"	145.75"	8x24"+4x12"+2x6"+2x3" rods	110"	29.25"L x 5"W



| C |

| D |

| F |

| E |

	Product	Bulbs/Wattage	W	H	Overall-H	Chain/Rods Length	Wire Length	Ceiling/Wall Plate
C	802F16-MC	(4) 60W-c	16"	11"	---	---	---	16" x 16"
D	802P20-MC	(8) 60W-c	20"	14"	98"	6x12" + 1x6" + 1x3" rods	110"	4.75" diameter
E	802P24-MC	(12) 60W-c	24"	14"	98"	6x12" + 1x6" + 1x3" rods	110"	4.75" diameter
F	802MP-MC	(3) 60W-c	8"	12"	96"	6x12" + 1x6" + 1x3" rods	110"	4.75" diameter



| G |



| H |



| K |



| I |



| L |



| J |



| M |



| N |

	Product	Bulbs/Wattage	L/ext.	W	H	Ceiling/Wall Plate
G	802-7V-MC	(7) 60W-c	5.75"	44"	6.75"	44"W x 6.75"H
H	802-6V-MC	(6) 60W-c	5.75"	36"	6.75"	36"W x 6.75"H
I	802-4V-MC	(4) 60W-c	5.75"	24"	6.75"	24"W x 6.75"H
J	802-2S-MC	(2) 60W-c	5.75"	8.25"	11.25"	8.25"W x 11.25"H
K	802-2S-CH	(2) 60W-c	5.75"	8.25"	11.25"	8.25"W x 11.25"H
L	802-4V-CH	(4) 60W-c	5.75"	24"	6.75"	24"W x 6.75"H
M	802-6V-CH	(6) 60W-c	5.75"	36"	6.75"	36"W x 6.75"H
N	802-7V-CH	(7) 60W-c	5.75"	44"	6.75"	44"W x 6.75"H



Garroway

Garroway's dramatic silhouette features interlocking bars in either a refined hand-rubbed brass or black matte finish. Crystal rocks are artfully suspended throughout a striking architectural grid. The Garroway comes in hand-rubbed brass with frosted crystal rock, or black with clear crystal rock. Available in two sizes. Sconce also available.



Finish

 Aged Brass



| A |



| B |



| C |

	Product	Bulbs/Wattage	L/ext.	W	H	Overall-H	Chain/Rods Length	Wire Length	Ceiling/Wall Plate
A	4007S-AGBR	(2) 60W-c	6.25"	13.5"	17.25"	---	---	---	4.75"W x 7"H
B	4007-24AGBR	(6) 60W-c	---	24"	14"	94.5"	6x12" + 1x6" + 1x3" rods	110"	7" diameter
C	4007-32AGBR	(9) 60W-c	---	32"	14"	94.5"	6x12" + 1x6" + 1x3" rods	110"	7" diameter



Garroway

Garroway's dramatic silhouette features interlocking bars in either a refined hand-rubbed brass or black matte finish. Crystal rocks are artfully suspended throughout a striking architectural grid. The Garroway comes in hand-rubbed brass with frosted crystal rock, or black with clear crystal rock. Available in two sizes. Sconce also available.



Finish



Matte Black



| A |



| B |



| C |

	Product	Bulbs/Wattage	L/ext.	W	H	Overall-H	Chain/Rods Length	Wire Length	Ceiling/Wall Plate
A	4007S-MB	(2) 60W-c	6.25"	13.5"	17.25"	---	---	---	4.75"W x 7"H
B	4007-24MB	(6) 60W-c	---	24"	14"	94.5"	6x12" + 1x6" + 1x3" rods	110"	7" diameter
C	4007-32MB	(9) 60W-c	---	32"	14"	94.5"	6x12" + 1x6" + 1x3" rods	110"	7" diameter



Midnetic

This chandelier is extremely stylish and architecturally inspired. Its airy frame maintains a refined look while the seemingly floating etched white glass globes provide incredible ambiance.

Finish: black frame + white globe.





|A|



|B|



|C|

Finish Shade
 
 Matte Black Matte Opal



	Product	Bulbs/Wattage	L/Ext.	W	H	Overall-H	Chain/Rods	Wire L.	Ceiling/Wall Plate
A	730MP-MB	(1) 60W-m	10"	8"	10.5"	94.5"	6x12" + 1x6" + 1x3" rods	110"	4.5" diameter
B	730P12-MB	(1) 60W-m	14.25"	12"	15"	98.75"	6x12" + 1x6" + 1x3" rods	110"	4.5" diameter
C	730-5MB	(5) 60W-c	---	22.25"	13.5"	95.25"	6x12" + 1x6" + 1x3" rods	110"	4.5" diameter
D	730-11L-MB	(11) 60W-c	38.25"	21"	20.75"	144"	8x24"+4x12"+2x6"+2x3" rods	170"	18"L x 4.75"W
E	730-13L-MB	(13) 60W-c	45.5"	20.5"	25.5"	147"	8x24"+4x12"+2x6"+2x3" rods	170"	18"L x 4.75"W

Haylie

The oversized curved arms of the Haylie collection lend an air of opulence to its classic silhouette. Finishes of black with brushed nickel accents, or black with brass accents create a modern appeal for this classic design.



	Product	Bulbs/Wattage	L/Ext.	W	H	Overall-H	Chain/Rods	Wire L.	Ceiling/Wall Plate
A	479-6MB-BN	(6) 60W-c	---	26"	22.5"	106.25"	6x12" + 1x6" + 1x3" rods	110"	5.25" diameter
B	479-8MB-BN	(8) 60W-c	---	32.5"	25.5"	109.25"	6x12" + 1x6" + 1x3" rods	110"	5.25" diameter
C	479-1S-MB-BN	(1) 60W-c	5.5"	5.25"	12.5"	---	---	---	5.25" diameter

Finish



Matte Black
Brushed
Nickel



| D |



| E |

	Product	Bulbs/Wattage	L/ext.	W	H	Overall-H	Chain/Rods Length	Wire Length	Ceiling/Wall Plate
D	479-10L-MB-BN	(10) 60W-c	44"	14.5"	10.5"	134"	8x24" + 4x12" + 2x6" + 2x3" rods	170"	19.75" L x 4.75" W
E	479-12L-MB-BN	(12) 60W-c	56"	14.5"	10.5"	134"	8x24" + 4x12" + 2x6" + 2x3" rods	170"	27.5" L x 4.75" W

Haylie

The oversized curved arms of the Haylie collection lend an air of opulence to its classic silhouette. Finishes of black with brushed nickel accents, or black with brass accents create a modern appeal for this classic design.



	Product	Bulbs/Wattage	L/Ext.	W	H	Overall-H	Chain/Rods	Wire L.	Ceiling/Wall Plate
A	479-6MB-OBR	(6) 60W-c	---	26"	22.5"	106.25"	6x12" + 1x6" + 1x3" rods	110"	5.25" diameter
B	479-8MB-OBR	(8) 60W-c	---	32.5"	25.5"	109.25"	6x12" + 1x6" + 1x3" rods	110"	5.25" diameter
C	479-1S-MB-OBR	(1) 60W-c	5.5"	5.25"	12.5"	---	---	---	5.25" diameter

Finish



Matte Black
Olde Brass



| D |




| E |

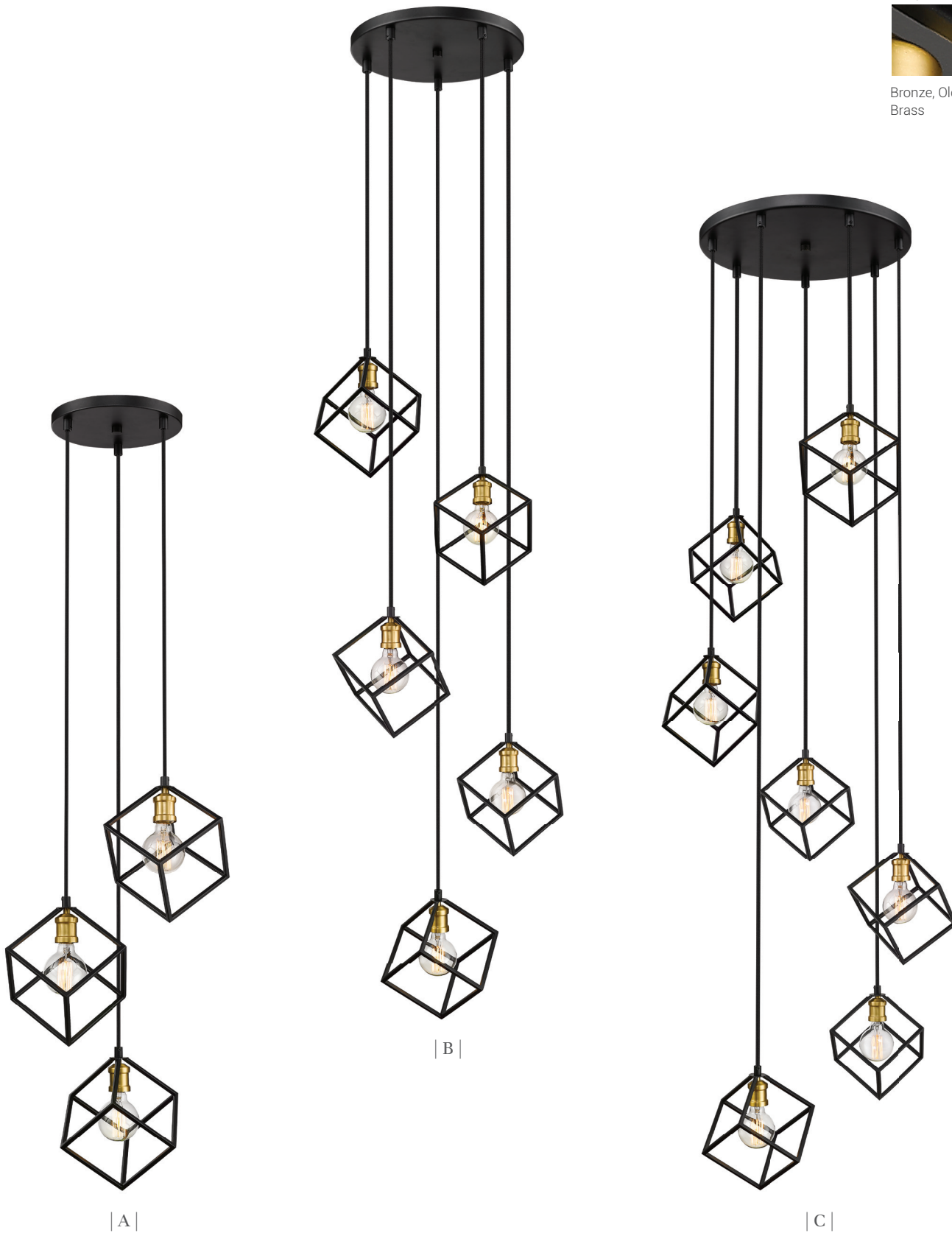
	Product	Bulbs/Wattage	L/ext.	W	H	Overall-H	Chain/Rods Length	Wire Length	Ceiling/Wall Plate
D	479-10L-MB-OBR	(10) 60W-c	44"	14.5"	10.5"	134"	8x24" + 4x12" + 2x6" + 2x3" rods	170"	19.75" L x 4.75" W
E	479-12L-MB-OBR	(12) 60W-c	56"	14.5"	10.5"	134"	8x24" + 4x12" + 2x6" + 2x3" rods	170"	27.5" L x 4.75" W



Vertical

Bold and artistic, the Vertical Pendant makes a striking focal point in any modern or eclectic space. A series of steel, open-framed cubes are suspended at various lengths from braided black cords. Available in several eye-catching options. Finishes include black frame with brass accent, or black frame with brushed nickel accent.

Finish

 Bronze, Olde
 Brass



	Product	Bulbs/Wattage	W	H	Overall-H	Wire Length	Ceiling/Wall Plate
A	478-3BRZ-OBR	(3) 100W-m	18"	11"	122.75"	shortest wire 86", longest wire 110"	9.5" diameter
B	478-5BRZ-OBR	(5) 100W-m	20.5"	11"	122.75"	shortest wire 62", longest wire 110"	12" diameter
C	478-7BRZ-OBR	(7) 100W-m	23.5"	11"	122.75"	shortest wire 38", longest wire 110"	15" diameter



| D |



| E |




| F |



| G |

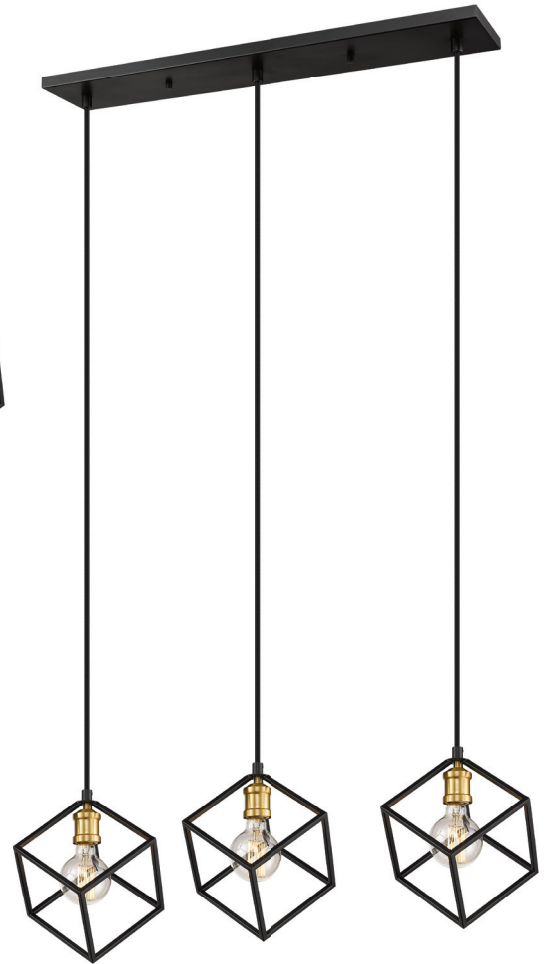
	Product	Bulbs/Wattage	W	H	Overall-H	Chain/Rods	Wire L.	Ceiling/Wall Plate
D	478P11-BRZ-OBR	(1) 100W-m	11.25"	12.5"	96.25"	6x12" + 1x6" + 1x3" rods	110"	5.5" x 5.5"
E	478P24-BRZ-OBR	(4) 100W-m	24"	25.75"	109.5"	6x12" + 1x6" + 1x3" rods	110"	5.5" x 5.5"
F	478P34-BRZ-OBR	(4) 100W-m	34"	36.5"	120.25"	6x12" + 1x6" + 1x3" rods	110"	5.5" x 5.5"
G	478P44-BRZ-OBR	(7) 100W-m	44"	47"	178.25"	4x24" + 2x12" + 1x6" + 1x3" rods	170"	5.5" x 5.5"



| H |



| I |



| J |

	Product	Bulbs/Wattage	L/Ext.	W	H	Overall-H	Wire Length	Ceiling/Wall Plate
H	478-5L-BRZ-OBR	(5) 100W-m	54"	10"	11"	122.75"	110"	47.5"L x 4.75"W
I	478F-BRZ-OBR	(1) 100W-m	---	10"	11"	---	---	5.5" x 5.5"
J	478-3L-BRZ-OBR	(3) 100W-m	34"	10"	11"	122.75"	110"	27.5"L x 4.75"W



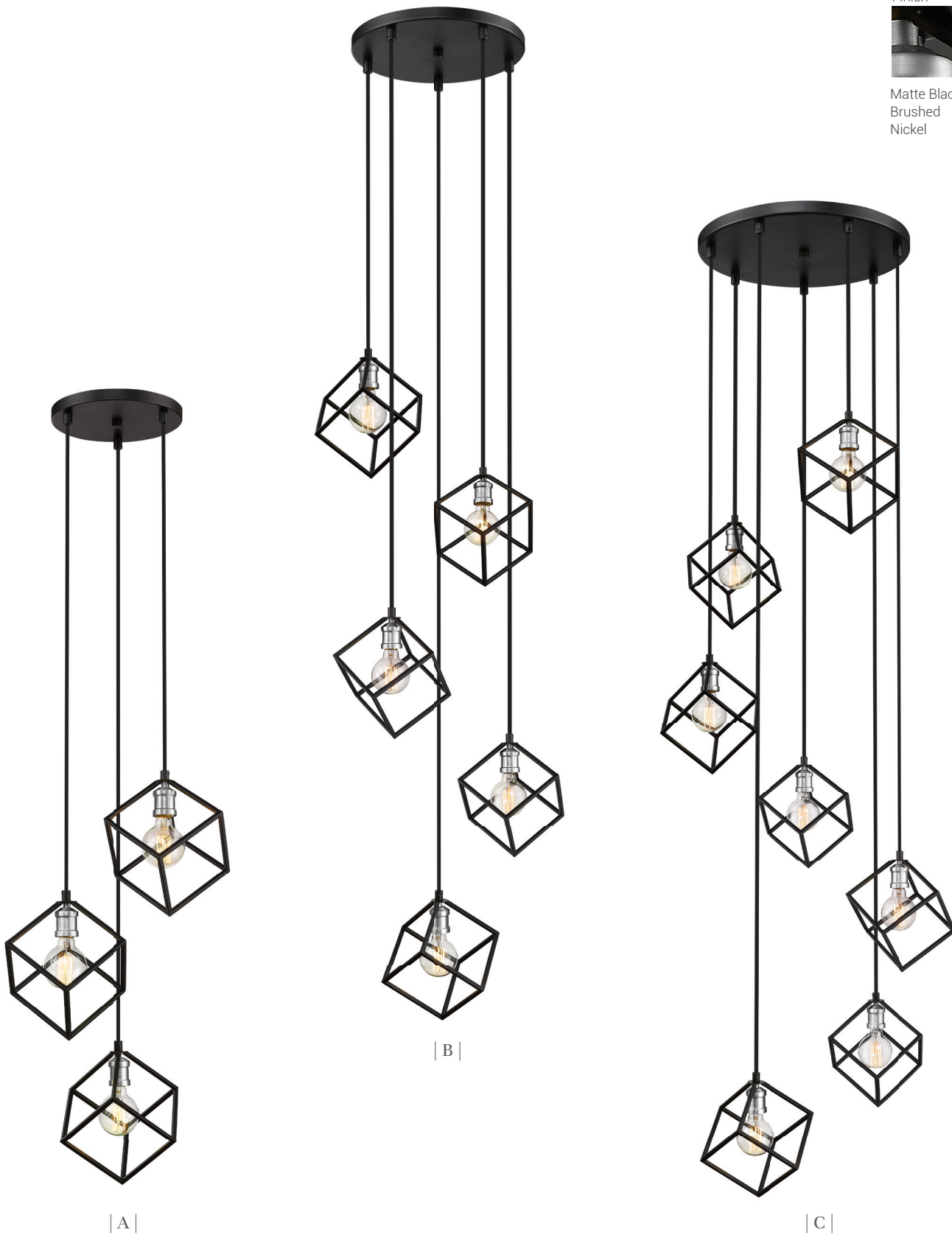
Vertical

Bold and artistic, the Vertical Pendant makes a striking focal point in any modern or eclectic space. A series of steel, open-framed cubes are suspended at various lengths from braided black cords. Available in several eye-catching options. Finishes include black frame with brass accent, or black frame with brushed nickel accent.

Finish



Matte Black,
Brushed
Nickel



	Product	Bulbs/Wattage	W	H	Overall-H	Wire Length	Ceiling/Wall Plate
A	478-3MB-BN	(3) 100W-m	18"	11"	122.75"	shortest wire 86", longest wire 110"	9.5" diameter
B	478-5MB-BN	(5) 100W-m	20.5"	11"	122.75"	shortest wire 62", longest wire 110"	12" diameter
C	478-7MB-BN	(7) 100W-m	23.5"	11"	122.75"	shortest wire 38", longest wire 110"	15" diameter



| D |



| E |




| F |



| G |

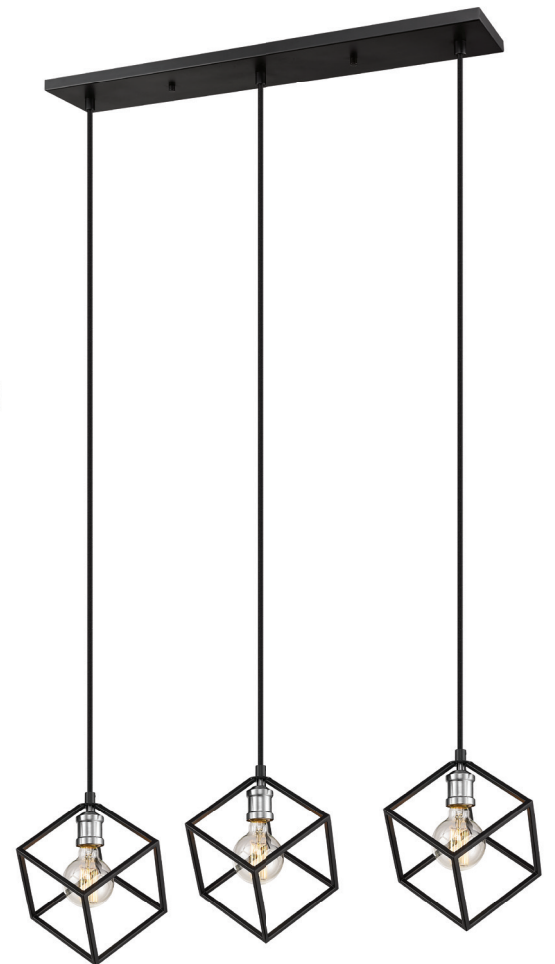
	Product	Bulbs/Wattage	W	H	Overall-H	Chain/Rods	Wire L.	Ceiling/Wall Plate
D	478P11-MB-BN	(1) 100W-m	11.25"	12.5"	96.25"	6x12" + 1x6" + 1x3" rods	110"	5.5" x 5.5"
E	478P24-MB-BN	(4) 100W-m	24"	25.75"	109.5"	6x12" + 1x6" + 1x3" rods	110"	5.5" x 5.5"
F	478P34-MB-BN	(4) 100W-m	34"	36.5"	120.25"	6x12" + 1x6" + 1x3" rods	110"	5.5" x 5.5"
G	478P44-MB-BN	(7) 100W-m	44"	47"	178.25"	4x24" + 2x12" + 1x6" + 1x3" rods	170"	5.5" x 5.5"



| H |



| I |



| J |

	Product	Bulbs/Wattage	L/Ext.	W	H	Overall-H	Wire Length	Ceiling/Wall Plate
H	478-5L-MB-BN	(5) 100W-m	54"	10"	11"	122.75"	110"	47.5"L x 4.75"W
I	478F-MB-BN	(1) 100W-m	---	10"	11"	---	---	5.5" x 5.5"
J	478-3L-MB-BN	(3) 100W-m	34"	10"	11"	122.75"	110"	27.5"L x 4.75"W





Dealey

With beautiful crystal adornments and finishes inspired by elegant riches, the Dealey collection of fixtures is the definition of treasure. The minimalistic metal designs allow the crystals to be the centerpiece of the fixtures, with your choice of a complimentary Heritage Brass or Chrome, and now the new Matte Black finish. Available in several styles, the Dealey collection is a piece of timeless beauty.



| A |

Size 30" pendants are introduced in CH, HB, and the new MB finish



Items A and B are convertible to semi-flush mount.



| B |

	Product	Bulbs/Wattage	W	H	Overall-H	Chain/Rods	Wire L.	Ceiling/Wall Plate Size
A	6010-30CH	(8) 60W-c	30.25"	8.75"	80"	5x12" + 1x6" + 1x3" rods	110"	4.75" diameter
B	6010-30HB	(8) 60W-c	30.25"	8.75"	80"	5x12" + 1x6" + 1x3" rods	110"	4.75" diameter



Items C, D, E and F are convertible to semi-flush mount.



| C |



| D |




| F |



| E |

	Product	Bulbs/Wattage	W	H	Overall-H	Chain/Rods	Wire L.	Ceiling/Wall Plate Size
C	6010-12MB	(3) 60W-c	11.25"	8.75"	80"	5x12" + 1x6" + 1x3" rods	110"	4.75" diameter
D	6010-20MB	(5) 60W-c	19"	8.75"	80"	5x12" + 1x6" + 1x3" rods	110"	4.75" diameter
E	6010-24MB	(6) 60W-c	23.5"	8.75"	80"	5x12" + 1x6" + 1x3" rods	110"	4.75" diameter
F	6010-30MB	(8) 60W-c	30.25"	8.75"	80"	5x12" + 1x6" + 1x3" rods	110"	4.75" diameter

Finish

 Matte Black



| G |

| H |

| I |

| J |

| K |

	Product	Bulbs/Wattage	L/Ext.	W	H	Overall-H	Chain/Rods	Wire L.	Ceiling/Wall Plate Size
G	6010MP-MB	(1) 60W-m	---	6.5"	8.75"	80"	5x12" + 1x6" + 1x3" rods	110"	4.75" diameter
H	6010F12MB	(3) 60W-c	---	11.25"	9.75"	---	---	---	12" diameter
I	6010F15MB	(4) 60W-c	---	14.75"	9.75"	---	---	---	15.75" diameter
J	6010-2S-MB	(2) 60W-c	4"	8.25"	9.75"	---	---	---	8.25" x 9.25"
K	6010-42MB	(7) 60W-c	42.75"	8.5"	8.75"	140"	8x24" + 4x12" + 2x6"+2x3" rods	110"	17.75" x 4.75"



Soriano

The Soriano Collection design in a mixed metal hourglass shape with asymmetric flair is the attractive focal point of this collection. The black finish is accented by brass or chrome details. Adjustable directional shades make this collection not only fashionable but functional as well.

Finish



Matte Black,
Brushed
Nickel



| A |



| B |



| C |


	Product	Bulbs/Wattage	W	H	Overall-H	Chain/Rods	Wire Length	Ceiling/Wall Plate
A	728-3MB-BN	(3) 60W-m	23.5"	16.75"	90.75"	72" chain	110"	4.75" diameter
B	728-5MB-BN	(5) 60W-m	27"	20"	94"	72" chain	110"	4.75" diameter
C	728-9MB-BN	(9) 60W-m	32"	23.75"	97.75"	72" chain	110"	4.75" diameter



| D |



| E |



| F |



| G |

	Product	Bulbs/Wattage	L/ext.	W	H	Overall-H	Chain/Rods	Wire Length	Ceiling/Wall Plate
D	728FL-MB-BN	(2) 60W-m	11.25"	27.75"	56.5"	---	---	---	---
E	728TL-MB-BN	(1) 60W-m	8.75"	13.75"	25.25"	---	---	---	---
F	728MP-MB-BN	(1) 60W-m	---	5.5"	12.75"	96.5"	6x12"+1x6"+1x3" rods	110"	4.75" diameter
G	728P8-MB-BN	(1) 60W-m	---	8"	16.75"	100.5"	6x12"+1x6"+1x3" rods	110"	4.75" diameter




	Product	Bulbs/Wattage	L/ext.	W	H	Overall-H	Chain/Rods	Wire Length	Ceiling/Wall Plate
H	728-1S-MB-BN	(1) 60W-m	8.5"	5.5"	9.5"	---	---	---	4.75" diameter
I	728-2S-MB-BN	(2) 60W-m	8.5"	12"	9.5"	---	---	---	4.75" diameter
J	728P13-MB-BN	(1) 60W-m	---	13.25"	11.75"	95.5"	6x12"+1x6"+1x3" rods	110"	4.75" diameter
K	728-6L-MB-BN	(6) 60W-m	48"	21.5"	11"	139.5"	8x24"+4x12"+2x6"+2x3" rods	170"	15"L x 4.75"W



Soriano

The Soriano Collection design in a mixed metal hourglass shape with asymmetric flair is the attractive focal point of this collection. The black finish is accented by brass or chrome details. Adjustable directional shades make this collection not only fashionable but functional as well.

Finish

 Matte Black,
 Heritage
 Brass



| A |



| B |



| C |

	Product	Bulbs/Wattage	W	H	Overall-H	Chain/Rods	Wire Length	Ceiling/Wall Plate
A	728-3MB-HBR	(3) 60W-m	23.5"	16.75"	90.75"	72" chain	110"	4.75" diameter
B	728-5MB-HBR	(5) 60W-m	27"	20"	94"	72" chain	110"	4.75" diameter
C	728-9MB-HBR	(9) 60W-m	32"	23.75"	97.75"	72" chain	110"	4.75" diameter



	Product	Bulbs/Wattage	L/ext.	W	H	Overall-H	Chain/Rods	Wire Length	Ceiling/Wall Plate
D	728FL-MB-HBR	(2) 60W-m	11.25"	27.75"	56.5"	---	---	---	---
E	728TL-MB-HBR	(1) 60W-m	8.75"	13.75"	25.25"	---	---	---	---
F	728MP-MB-HBR	(1) 60W-m	---	5.5"	12.75"	96.5"	6x12"+1x6"+1x3" rods	110"	4.75" diameter
G	728P8-MB-HBR	(1) 60W-m	---	8"	16.75"	100.5"	6x12"+1x6"+1x3" rods	110"	4.75" diameter



| J |



| H |



| I |




| K |

	Product	Bulbs/Wattage	L/ext.	W	H	Overall-H	Chain/Rods	Wire Length	Ceiling/Wall Plate
H	728-1S-MB-HBR	(1) 60W-m	8.5"	5.5"	9.5"	---	---	---	4.75" diameter
I	728-2S-MB-HBR	(2) 60W-m	8.5"	12"	9.5"	---	---	---	4.75" diameter
J	728P13-MB-HBR	(1) 60W-m	---	13.25"	11.75"	95.5"	6x12"+1x6"+1x3" rods	110"	4.75" diameter
K	728-6L-MB-HBR	(6) 60W-m	48"	21.5"	11"	139.5"	8x24"+4x12"+2x6"+2x3" rods	170"	15"L x 4.75"W



Lenyx Pendant

The Lenyx Pendant creates a statement in spaces both big and small. Elegant lines surrounding a white linen shade make Lenyx the perfect choice in any room. Offered in two sizes, and two finishes, brushed nickel with white linen, or iron ore with white linen


Finish

 Brushed
 Nickel



	Product	Bulbs/Wattage	W	H	Overall-H	Chain/Rods Length	Wire Length	Ceiling/Wall Plate
A	1935MP-BN	(1) 60W-m	10"	20"	97"	72" chain	110"	5" diameter
B	1935-26BN	(6) 60W-c	26"	23.5"	100.5"	72" chain	110"	5" diameter
C	1935-32BN	(8) 60W-c	32"	27.5"	104.5"	72" chain	110"	5" diameter

Lenyx Pendant

The Lenyx Pendant creates a statement in spaces both big and small. Elegant lines surrounding a white linen shade make Lenyx the perfect choice in any room. Offered in two sizes, and two finishes, brushed nickel with white linen, or iron ore with white linen

Finish

 Iron Ore



	Product	Bulbs/Wattage	W	H	Overall-H	Chain/Rods Length	Wire Length	Ceiling/Wall Plate
A	1935MP-IO	(1) 60W-m	10"	20"	97"	72" chain	110"	5" diameter
B	1935-26IO	(6) 60W-c	26"	23.5"	100.5"	72" chain	110"	5" diameter
C	1935-32IO	(8) 60W-c	32"	27.5"	104.5"	72" chain	110"	5" diameter

Arosia

Our modern take on a mid-century inspired pendant, features both a polished chrome, oversized bracelet finial and an oversized white opal globe which appears to float inside the shade of this pendant. Available in two sizes with three shade colors of black, gray or white.



| A |



| B |



| C |

	Product	Bulbs/Wattage	W	H	Overall-H	Chain/Rods	Wire Length	Ceiling/Wall Plate Size
A	194-20BK-C	(1) 100W-m	20"	20"	101"	6x12" + 1x6" + 1x3" rods	110"	4.75" diameter
B	194-20G-C	(1) 100W-m	20"	20"	101"	6x12" + 1x6" + 1x3" rods	110"	4.75" diameter
C	194-20W-C	(1) 100W-m	20"	20"	101"	6x12" + 1x6" + 1x3" rods	110"	4.75" diameter



| D |



| F |



| E |

	Product	Bulbs/Wattage	W	H	Overall-H	Chain/Rods	Wire Length	Ceiling/Wall Plate Size
D	194-24BK-C	(1) 100W-m	24"	22.75"	103.75"	6x12" + 1x6" + 1x3" rods	110"	4.75" diameter
E	194-24G-C	(1) 100W-m	24"	22.75"	103.75"	6x12" + 1x6" + 1x3" rods	110"	4.75" diameter
F	194-24W-C	(1) 100W-m	24"	22.75"	103.75"	6x12" + 1x6" + 1x3" rods	110"	4.75" diameter

Neutra

Add to the splashy ambiance of a mid-century styled space with the Neutra Chandelier. An arrangement of globe orb shapes, accented by long, curved lines makes this Chandelier perfect for a dining or living space. Available in a matte black frame accented with brass and white opal glass, or polished nickel and clear glass shades.



Finish

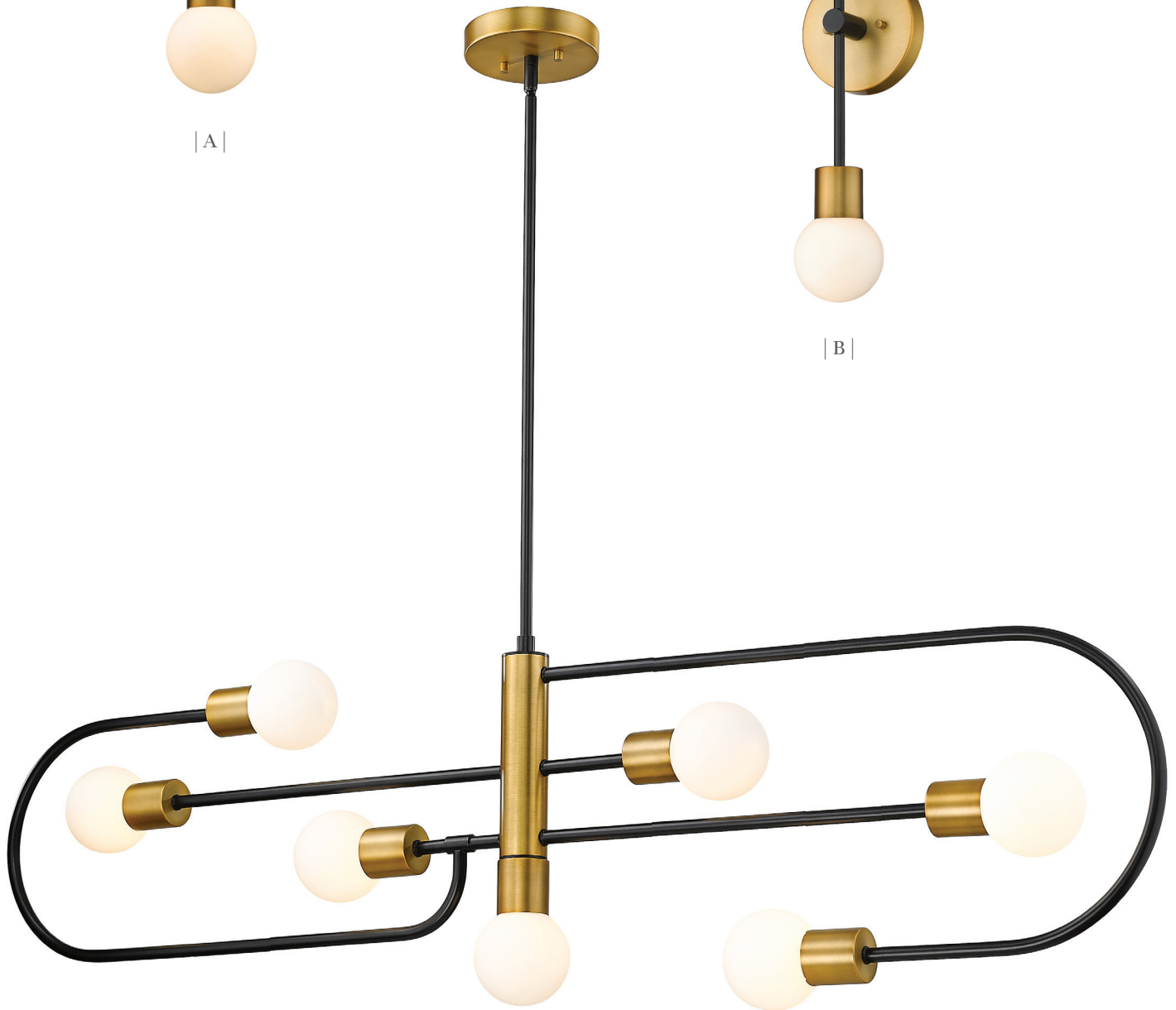
 Matte Black,
 Foundry
 Brass



| A |



| B |



| C |

	Product	Bulbs/Wattage	L/ext.	W	H	Overall-H	Chain/Rods	Wire Length	Ceiling/Wall Plate
A	621-1S-MB-FB	(1) 60W-c	4.75"	6"	15.75"	---	---	---	6" diameter
B	621-2S-MB-FB	(2) 60W-c	4.75"	6"	25.5"	---	---	---	6" diameter
C	621-7L-MB-FB	(7) 60W-c	56"	6"	16"	147.75"	4x24" + 2x12" + 1x6" + 1x3" rods	170"	6" diameter



| D |



| E |



| F |

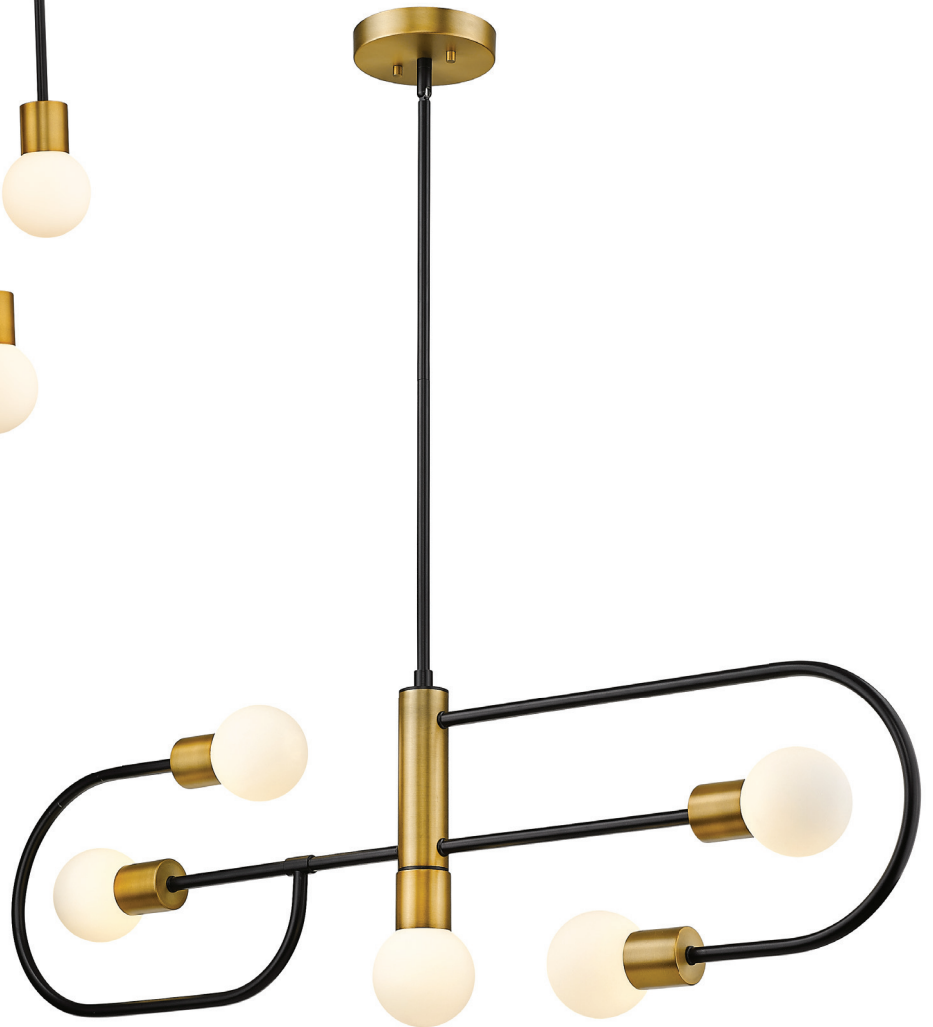
	Product	Bulbs/Wattage	W	H	Overall-H	Chain/Rods	Wire Length	Ceiling/Wall Plate
D	621MP-MB-FB	(1) 60W-c	6"	6.75"	91"	6x12"+1x6"+1x3" rods	110"	6" diameter
E	621-9MB-FB	(9) 60W-c	26.5"	26.5"	108.5"	6x12"+1x6"+1x3" rods	110"	6" diameter
F	621-3MB-FB	(3) 60W-c	11.75"	29.5"	113.5"	6x12"+1x6"+1x3" rods	110"	6" diameter



| G |



| I |



| H |

	Product	Bulbs/Wattage	L/ext.	W	H	Overall-H	Chain/Rods	Wire Length	Ceiling/Wall Plate
G	621-7MB-FB	(7) 60W-c	---	22.5"	42"	174"	6x12"+1x6"+1x3" rods	110"	6" diameter
H	621-5L-MB-FB	(5) 60W-c	44"	6"	14.25"	146.25"	6x12"+1x6"+1x3" rods	110"	6" diameter
I	621-3SF-MB-FB	(3) 60W-c	---	14"	16.75"	---	---	---	6" diameter



Neutra

Add to the splashy ambiance of a mid-century styled space with the Neutra Chandelier. An arrangement of globe orb shapes, accented by long, curved lines makes this Chandelier perfect for a dining or living space.

Available in a matte black frame accented with brass and white opal glass, or polished nickel and clear glass shades.

Finish



Matte Black,
Polished
Nickel



| A |



| B |



| C |

	Product	Bulbs/Wattage	L/ext.	W	H	Overall-H	Chain/Rods	Wire Length	Ceiling/Wall Plate
A	621-1S-MB-PN	(1) 60W-c	4.75"	6"	15.75"	---	---	---	6" diameter
B	621-2S-MB-PN	(2) 60W-c	4.75"	6"	25.5"	---	---	---	6" diameter
C	621-7L-MB-PN	(7) 60W-c	56"	6"	16"	147.75"	4x24" + 2x12" + 1x6" + 1x3" rods	110"	6" diameter



| D |



| E |



| F |

	Product	Bulbs/Wattage	W	H	Overall-H	Chain/Rods	Wire Length	Ceiling/Wall Plate
D	621MP-MB-PN	(1) 60W-c	6"	6.75"	91"	6x12"+1x6"+1x3" rods	110"	6" diameter
E	621-9MB-PN	(9) 60W-c	26.5"	26.5"	108.5"	6x12"+1x6"+1x3" rods	110"	6" diameter
F	621-3MB-PN	(3) 60W-c	11.75"	29.5"	113.5"	6x12"+1x6"+1x3" rods	110"	6" diameter



| G |



| I |



| H |



	Product	Bulbs/Wattage	L/ext.	W	H	Overall-H	Chain/Rods	Wire Length	Ceiling/Wall Plate
G	621-7MB-PN	(7) 60W-c	---	22.5"	42"	174"	6x12"+1x6"+1x3" rods	110"	6" diameter
H	621-5L-MB-PN	(5) 60W-c	44"	6"	14.25"	146.25"	6x12"+1x6"+1x3" rods	110"	6" diameter
I	621-3SF-MB-PN	(3) 60W-c	---	14"	16.75"	---	---	---	6" diameter



Bova

Chunky, rectangular slabs of crystal towers, suspended between highly polished stainless-steel towers, formed together in contemporary sleek shapes, create a stunning collection of crystal chandeliers and pendants.





| A |



| C |



| B |

	Product	Bulbs/Wattage	L/ext.	W	H	Overall-H	Chain/Rods Length	Wire Length	Ceiling/Wall Plate
A	4006S-PN	(2) 60W-c	7.5"	11.5"	17"	---	---	---	6"W x 9"H
B	4006-4PN	(4) 60W-c	---	16.75"	21"	93"	72" chain	110"	5.5" diameter
C	4006F-PN	(4) 60W-c	---	17.25"	12.5"	---	---	---	8.75" diameter



| D |



| E |

	Product	Bulbs/Wattage	W	H	Overall-H	Chain/Rods Length	Wire Length	Ceiling/Wall Plate
D	4006-8PN	(8) 60W-c	20"	28"	101.25"	72" chain	110"	5.5" diameter
E	4006-9PN	(9) 60W-c	26"	26.75"	100.25"	72" chain	110"	5.5" diameter



| F |



| G |


	Product	Bulbs/Wattage	L/ext.	W	H	Overall-H	Chain/Rods Length	Wire Length	Ceiling/Wall Plate
F	4006-12PN	(12) 60W-c	---	23"	35"	108.5"	72" chain	110"	5.5" diameter
G	4006-11L-PN	(11) 60W-c	42.5"	12"	12.5"	136.25"	2 x 120" chain	170"	14.25"L x 4.75"W



Barclay

The Barclay Collection offers a simple, minimalist silhouette, available in round, square and rectangle shapes. This collection complements today's design trends with optional colored candle cover sleeves. Black fixtures come with black, nickel and brass sleeves, while brass fixtures come with brass and black sleeves. Sized to suit, these chandeliers come in extra-large sizes to scale up to fit even the largest rooms. Available in matte black or olde brass.

Candle Sleeve Finish Options




Matte Black

Brushed Nickel

Olde Brass

Finish



Matte Black



| A |



| B |



| C |

	Product	Bulbs/Wattage	L/ext.	W	H	Overall-H	Chain/Rods Length	Wire Length	Ceiling/Wall Plate
A	482-12L-MB	(12) 60W-c	45"	20"	25"	150.25"	2x120" chain	170"	13"L x 4.75"W
B	482-10L-MB	(10) 60W-c	34"	20"	25.75"	103"	2x72" chain	110"	13"L x 4.75"W
C	482-16L-MB	(16) 60W-c	56"	20"	25.5"	150.75"	2x120" chain	170"	13"L x 4.75"W



| D |



| E |



| F |

	Product	Bulbs/Wattage	W	H	Overall-H	Chain/Rods Length	Wire Length	Ceiling/Wall Plate
D	482R-8MB	(8) 60W-c	33"	32"	109"	72" chain	110"	5.25" diameter
E	482R-6MB	(6) 60W-c	25"	24"	101"	72" chain	110"	5.25" diameter
F	482R-12MB	(12) 60W-c	48"	39"	164"	120" chain	170"	5.25" diameter



| G |



| H |



| I |



| J |

	Product	Bulbs/Wattage	W	H	Overall-H	Chain/Rods Length	Wire Length	Ceiling/Wall Plate
G	482S-8-26MB	(8) 60W-c	26"	31.5"	108.5"	72" chain	110"	5.5" x 5.5"
H	482S-8-20MB	(8) 60W-c	20"	31"	108"	72" chain	110"	5.5" x 5.5"
I	482S-12MB	(12) 60W-c	34"	38.75"	115.75"	72" chain	110"	5.5" x 5.5"
J	482S-16MB	(16) 60W-c	45"	41"	166"	120" chain	170"	5.5" x 5.5"



Barclay

The Barclay Collection offers a simple, minimalist silhouette, available in round, square and rectangle shapes. This collection complements today's design trends with optional colored candle cover sleeves. Black fixtures come with black, nickel and brass sleeves, while brass fixtures come with brass and black sleeves. Sized to suit, these chandeliers come in extra-large sizes to scale up to fit even the largest rooms.



Candle Sleeve Finish Options



Olde Brass

Matte Black

Finish




Olde Brass



| A |



| B |



| C |

	Product	Bulbs/Wattage	L/ext.	W	H	Overall-H	Chain/Rods Length	Wire Length	Ceiling/Wall Plate
A	482-12L-OBR	(12) 60W-c	45"	20"	25"	150.25"	2x120" chain	170"	13"L x 4.75"W
B	482-10L-OBR	(10) 60W-c	34"	20"	25.75"	103"	2x72" chain	110"	13"L x 4.75"W
C	482-16L-OBR	(16) 60W-c	56"	20"	25.5"	150.75"	2x120" chain	170"	13"L x 4.75"W

Candle Sleeve Finish Options



Olde
Brass

Matte
Black



| D |



| E |



| F |

	Product	Bulbs/Wattage	W	H	Overall-H	Chain/Rods Length	Wire Length	Ceiling/Wall Plate
D	482R-8OBR	(8) 60W-c	33"	32"	109"	72" chain	110"	5.25" diameter
E	482R-6OBR	(6) 60W-c	25"	24"	101"	72" chain	110"	5.25" diameter
F	482R-12OBR	(12) 60W-c	48"	39"	164"	120" chain	170"	5.25" diameter

Candle Sleeve Finish Options



Olde Brass
Matte Black



| G |



| H |



| I |



| J |

	Product	Bulbs/Wattage	W	H	Overall-H	Chain/Rods Length	Wire Length	Ceiling/Wall Plate
G	482S-8-26OBR	(8) 60W-c	26"	31.5"	108.5"	72" chain	110"	5.5" x 5.5"
H	482S-8-20OBR	(8) 60W-c	20"	31"	108"	72" chain	110"	5.5" x 5.5"
I	482S-12OBR	(12) 60W-c	34"	38.75"	115.75"	72" chain	110"	5.5" x 5.5"
J	482S-16OBR	(16) 60W-c	45"	41"	166"	120" chain	170"	5.5" x 5.5"

Ayra

Beautiful tear drop shaped hand-blown glass, available in clear or blue. Make a dramatic statement by using it alone or with one of our canopies to create a custom chandelier. Available in two sizes, clear glass with olde brass or brushed nickel, or blue glass with brushed nickel hardware.



	Product	Bulbs/Wattage	W	H	Overall-H	Chain/Rods Length	Wire Length	Ceiling/Wall Plate
A	488P8-BN	(1) 100W-m	8"	11.75"	95.5"	6x12" + 1x6" + 1x3" rods	110"	5.25" diameter
B	488P12-BN	(1) 100W-m	12"	16.75"	100.5"	6x12" + 1x6" + 1x3" rods	110"	5.25" diameter
C	489P8-BN	(1) 100W-m	8"	11.75"	95.5"	6x12" + 1x6" + 1x3" rods	110"	5.25" diameter
D	489P12-BN	(1) 100W-m	12"	16.75"	100.5"	6x12" + 1x6" + 1x3" rods	110"	5.25" diameter

Finish



Brushed Nickel



| E |



| F |

	Product	Bulbs/Wattage	L/ext.	W	H	Overall-H	Chain/Rods Length	Wire Length	Ceiling/Wall Plate
E	488P8-3R-BN	(3) 100W-m	---	18"	11.75"	95.5"	3x(6x12" + 1x6" + 1x3") rods	110"	13.75" diameter
F	488P8-3L-BN	(3) 100W-m	36"	8"	11.75"	95.5"	3x(6x12" + 1x6" + 1x3") rods	110"	31.75"L x 4.75"W

Ayra

Beautiful tear drop shaped hand-blown glass, available in clear or blue. Make a dramatic statement by using it alone or with one of our canopies to create a custom chandelier. Available in two sizes, clear glass with olde brass or brushed nickel, or blue glass with brushed nickel hardware.



| A |

| B |

	Product	Bulbs/Wattage	W	H	Overall-H	Chain/Rods Length	Wire Length	Ceiling/Wall Plate
A	488P8-OBR	(1) 100W-m	8"	11.75"	95.5"	6x12" + 1x6" + 1x3" rods	110"	5.25" diameter
B	488P12-OBR	(1) 100W-m	12"	16.75"	100.5"	6x12" + 1x6" + 1x3" rods	110"	5.25" diameter

Finish

 Olde Brass



| C |



| D |

	Product	Bulbs/Wattage	L/ext.	W	H	Overall-H	Chain/Rods Length	Wire Length	Ceiling/Wall Plate
C	488P8-3R-OBR	(3) 100W-m	---	18"	11.75"	95.5"	3x(6x12" + 1x6" + 1x3") rods	110"	13.75" diameter
D	488P8-3L-OBR	(3) 100W-m	36"	8"	11.75"	95.5"	3x(6x12" + 1x6" + 1x3") rods	110"	31.75"L x 4.75"W



Chloe

Beautiful movement best describes Chloe. Each pendant is hand-blown by a glass artist. Make a dramatic statement by using it alone or with one of our canopies to create a custom chandelier. No matter your choice, the unique look is sure to brighten your home. Two sizes of glass available. Available in two sizes, clear glass with olde brass or brushed nickel.



| A |



| B |

Finish



Brushed Nickel



| C |



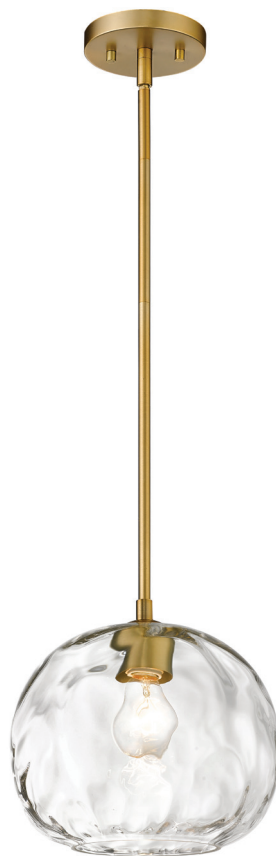
| D |

	Product	Bulbs/Wattage	L/ext.	W	H	Overall-H	Chain/Rods Length	Wire Length	Ceiling/Wall Plate
A	490P10-BN	(1) 100W-m	---	10"	10"	93.25"	6x12" + 1x6" + 1x3" rods	110"	5.25" diameter
B	490P14-BN	(1) 100W-m	---	14"	10"	93.25"	6x12" + 1x6" + 1x3" rods	110"	5.25" diameter
C	490P10-3R-BN	(3) 100W-m	---	20"	10"	93.25"	3x(6x12" + 1x6" + 1x3") rods	110"	13.75" diameter
D	490P10-3L-BN	(3) 100W-m	36"	10"	10"	141.25"	3x(6x12" + 1x6" + 1x3") rods	170"	29.5"L x 4.75"W

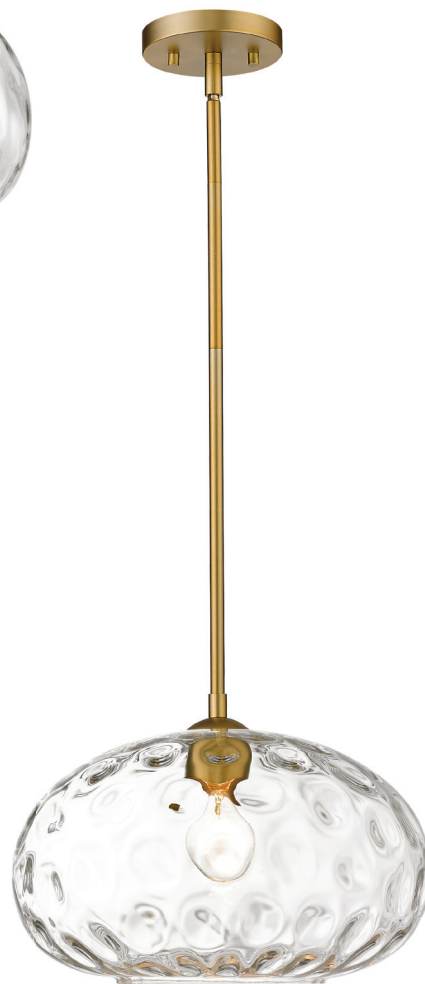


Chloe

Beautiful movement best describes Chloe. Each pendant is hand-blown by a glass artist. Make a dramatic statement by using it alone or with one of our canopies to create a custom chandelier. No matter your choice, the unique look is sure to brighten your home. Two sizes of glass available. Available in two sizes, clear glass with olde brass or brushed nickel.



| A |



| B |

Finish



Olde Brass



| C |



| D |

	Product	Bulbs/Wattage	L/ext.	W	H	Overall-H	Chain/Rods Length	Wire Length	Ceiling/Wall Plate
A	490P10-OBR	(1) 100W-m	---	10"	10"	93.25"	6x12" + 1x6" + 1x3" rods	110"	5.25" diameter
B	490P14-OBR	(1) 100W-m	---	14"	10"	93.25"	6x12" + 1x6" + 1x3" rods	110"	5.25" diameter
C	490P10-3R-OBR	(3) 100W-m	---	20"	10"	93.25"	3x(6x12" + 1x6" + 1x3") rods	110"	13.75" diameter
D	490P10-3L-OBR	(3) 100W-m	36"	10"	10"	141.25"	3x(6x12" + 1x6" + 1x3") rods	170"	29.5"L x 4.75"W

Harmony

One with nature and Harmony best describes this glass pendant. Its simplistic appearance is complemented by the rings blown into the glass. Make a dramatic statement by using it alone or with one of our canopies to create a custom chandelier. Available in two sizes, clear glass with olde brass or brushed nickel, or blue glass with brushed nickel hardware.



	Product	Bulbs/Wattage	W	H	Overall-H	Chain/Rods Length	Wire Length	Ceiling/Wall Plate
A	486P10-BN	(1) 100W-m	10"	10"	93.25"	6x12" + 1x6" + 1x3" rods	110"	5.25" diameter
B	486P14-BN	(1) 100W-m	14"	10"	93.25"	6x12" + 1x6" + 1x3" rods	110"	5.25" diameter
C	487P10-BN	(1) 100W-m	10"	10"	93.25"	6x12" + 1x6" + 1x3" rods	110"	5.25" diameter
D	487P14-BN	(1) 100W-m	14"	10"	93.25"	6x12" + 1x6" + 1x3" rods	110"	5.25" diameter

Finish



Brushed Nickel



| E |



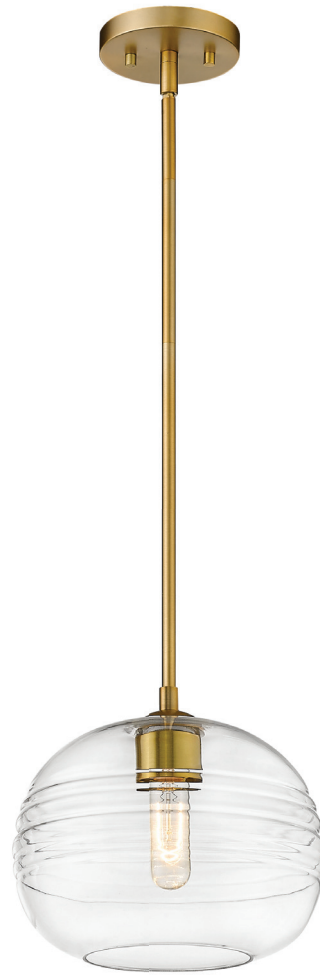
| F |

	Product	Bulbs/Wattage	L/ext.	W	H	Overall-H	Chain/Rods Length	Wire Length	Ceiling/Wall Plate
E	486P10-3R-BN	(3) 100W-m	---	20"	10"	93.25"	3x(6x12" + 1x6" + 1x3") rods	110"	13.75" diameter
F	486P10-3L-BN	(3) 100W-m	36"	10"	10"	141.25"	3x(6x12" + 1x6" + 1x3") rods	170"	29.5"L x 4.75"W




Harmony

One with nature and Harmony best describes this glass pendant. Its simplistic appearance is complemented by the rings blown into the glass. Make a dramatic statement by using it alone or with one of our canopies to create a custom chandelier. Available in two sizes, clear glass with olde brass or brushed nickel, or blue glass with brushed nickel hardware.



| A |



| B |

Finish

 Olde Brass



| C |



| D |

	Product	Bulbs/Wattage	L/ext.	W	H	Overall-H	Chain/Rods Length	Wire Length	Ceiling/Wall Plate
A	486P10-OBR	(1) 100W-m	---	10"	10"	93.25"	6x12" + 1x6" + 1x3" rods	110"	5.25" diameter
B	486P14-OBR	(1) 100W-m	---	14"	10"	93.25"	6x12" + 1x6" + 1x3" rods	110"	5.25" diameter
C	486P10-3R-OBR	(3) 100W-m	---	20"	10"	93.25"	3x(6x12" + 1x6" + 1x3") rods	110"	13.75" diameter
D	486P10-3L-OBR	(3) 100W-m	36"	10"	10"	141.25"	3x(6x12" + 1x6" + 1x3") rods	170"	29.5"L x 4.75"W

BELLA


Modern meets industrial to make this transitional pendant easy to use in any décor. Styled by itself or in multiples, this oversized glass pendant featuring a suspended lamp on rods is available in two glass sizes. Decorative socket available in Brushed Nickel or Olde Brass.



| A |



| B |



| C |






| D |

	Product	Bulbs/Wattage	W	H	Overall-H	Chain/Rods	Wire L.	Ceiling/Wall Plate Size
A	476MP-ROD-MB-BN	(1) 100W-m	8"	11"	94.5"	6x12" + 1x6" + 1x3" rods	110"	5.25" diameter
B	476P-ROD-MB-BN	(1) 100W-m	12"	16"	99.5"	6x12" + 1x6" + 1x3" rods	110"	5.25" diameter
C	476MP-ROD-MB-OBR	(1) 100W-m	8"	11"	94.5"	6x12" + 1x6" + 1x3" rods	110"	5.25" diameter
D	476P-ROD-MB-OBR	(1) 100W-m	12"	16"	99.5"	6x12" + 1x6" + 1x3" rods	110"	5.25" diameter

Z-STUDIO pendant

Beautiful on its own and even more impactful in multiples, the Z-Studio pendant features a classic silhouette supported by a rich, detailed metal accent handle.



| A |



| B |



| C |





| D |

	Product	Bulbs/Wattage	W	H	Overall-H	Chain/Rods	Wire L.	Ceiling/Wall Plate Size
A	726P18-MB+BN	(1) 150W-m	18"	18"	101.75"	5x12" + 1x6" + 1x3" rods	110"	5.25" diameter
B	726P18-MB+HBR	(1) 150W-m	18"	18"	101.75"	5x12" + 1x6" + 1x3" rods	110"	5.25" diameter
C	726P18-MW+BN	(1) 150W-m	18"	18"	101.75"	5x12" + 1x6" + 1x3" rods	110"	5.25" diameter
D	726P18-MW+HBR	(1) 150W-m	18"	18"	101.75"	5x12" + 1x6" + 1x3" rods	110"	5.25" diameter



Parsons

The Parsons collection of mid-century modern inspired fixtures, blended with contemporary design are finished in black with brushed nickel accents and clear glass, or black with brass accents and matte opal glass. With a multitude of shapes and sizes, and two finish options, the Parsons collection is on trend with today's designs.

Finish	Shade
	
Matte Black Olde Brass	Opal



| A |



| B |

	Product	Bulbs/Wattage	W	H	Overall-H	Chain/Rods	Wire L.	Ceiling/Wall Plate
A	477-9MB-OBR	(9) 60W-c	32"	19.25"	97.75"	6x12" + 1x6" + 1x3" rods	110"	6" diameter
B	477-6MB-OBR	(6) 60W-c	27"	19.25"	97.75"	6x12" + 1x6" + 1x3" rods	110"	6" diameter



[C]



[D]



[E]


	Product	Bulbs/Wattage	W	H	Overall-H	Chain/Rods Length	Wire Length	Ceiling/Wall Plate
C	477-4MB-OBR	(4) 60W-c	22"	19.25"	97.75"	6x12" + 1x6" + 1x3" rods	110"	6" diameter
D	477P10-MB-OBR	(1) 60W-m	10"	10.75"	94.5"	6x12" + 1x6" + 1x3" rods	110"	6" diameter
E	477P14-MB-OBR	(1) 60W-m	13.75"	15"	98.75"	6x12" + 1x6" + 1x3" rods	110"	6" diameter



| F |



| K |



| G |



| L |



| H |



| I |



| J |

	Product	Bulbs/Wattage	L/ext.	W	H	Ceiling/Wall Plate
F	477-1S-MB-OBR	(1) 60W-c	10.5"	6"	7.75"	5"W x 5"H
G	477-2V-MB-OBR	(2) 60W-c	10.5"	16"	7.75"	15"W x 5"H
H	477-3V-MB-OBR	(3) 60W-c	10.5"	24"	7.75"	23"W x 5"H
I	477-4V-MB-OBR	(4) 60W-c	10.5"	33.25"	7.75"	32"W x 5"H
J	477-5V-MB-OBR	(5) 60W-c	10.5"	42.25"	7.75"	41"W x 5"H
K	477-3SF-MB-OBR	(3) 60W-c	---	22"	14"	6" diameter
L	477-5SF-MB-OBR	(5) 60W-c	---	27"	14"	6" diameter



Parsons

The Parsons collection of mid-century modern inspired fixtures, blended with contemporary design are finished in black with brushed nickel accents and clear glass, or black with brass accents and matte opal glass. With a multitude of shapes and sizes, and two finish options, the Parsons collection is on trend with today's designs.

Finish	Shade
	
Matte Black Brushed Nickel	Clear glass



| A |



| B |

	Product	Bulbs/Wattage	W	H	Overall-H	Chain/Rods	Wire L.	Ceiling/Wall Plate
A	477-9MB-BN	(9) 60W-c	32"	19.25"	97.75"	6x12" + 1x6" + 1x3" rods	110"	6" diameter
B	477-6MB-BN	(6) 60W-c	27"	19.25"	97.75"	6x12" + 1x6" + 1x3" rods	110"	6" diameter



	Product	Bulbs/Wattage	W	H	Overall-H	Chain/Rods Length	Wire Length	Ceiling/Wall Plate
C	477-4MB-BN	(4) 60W-c	22"	19.25"	97.75"	6x12" + 1x6" + 1x3" rods	110"	6" diameter
D	477P10-MB-BN	(1) 60W-m	10"	10.75"	94.5"	6x12" + 1x6" + 1x3" rods	110"	6" diameter
E	477P14-MB-BN	(1) 60W-m	13.75"	15"	98.75"	6x12" + 1x6" + 1x3" rods	110"	6" diameter



| F |



| K |



| G |



| L |



| H |



| I |



| J |

	Product	Bulbs/Wattage	L/ext.	W	H	Ceiling/Wall Plate
F	477-1S-MB-BN	(1) 60W-c	10.5"	6"	7.75"	5"W x 5"H
G	477-2V-MB-BN	(2) 60W-c	10.5"	16"	7.75"	15"W x 5"H
H	477-3V-MB-BN	(3) 60W-c	10.5"	24"	7.75"	23"W x 5"H
I	477-4V-MB-BN	(4) 60W-c	10.5"	33.25"	7.75"	32"W x 5"H
J	477-5V-MB-BN	(5) 60W-c	10.5"	42.25"	7.75"	41"W x 5"H
K	477-3SF-MB-BN	(3) 60W-c	---	22"	14"	6" diameter
L	477-5SF-MB-BN	(5) 60W-c	---	27"	14"	6" diameter



Malcalester

The graceful lines of the Malcalester collection create a truly a stunning collection. Finishes of matte black with brushed nickel accents and white etched glass, or matte black with olde brass accents and white etched glass complete the design.



| A |



| B |



| C |



| D |

	Product	Bulbs/Wattage	W	H	Ceiling/Wall Plate
A	481F1-MB-BN	(1) 100W-m	8"	14.5"	5.25" diameter
B	481F13-MB-BN	(3) 60W-c	13"	12.25"	13" diameter
C	481F16-MB-BN	(4) 60W-c	15.75"	12.25"	15.75" diameter
D	481SF15-MB-BN	(4) 60W-c	15"	15"	5.25" diameter

Finish

 Matte Black,
 Brushed
 Nickel



| E |



| F |



| H |



| G |

	Product	Bulbs/Wattage	W	H	Overall-H	Chain/Rods Length	Wire Length	Ceiling/Wall Plate
E	481MP-MB-BN	(1) 100W-m	8"	15.25"	99"	6x12" + 1x6" + 1x3" rods	110"	5.25" diameter
F	481P24-MB-BN	(6) 60W-c	24"	21.5"	98.5"	72" chain	110"	5.25" diameter
G	481P30-MB-BN	(8) 60W-c	30"	21.5"	98.5"	72" chain	110"	5.25" diameter
H	481P14-MB-BN	(3) 60W-c	14"	24.75"	101.75"	72" chain	110"	5.25" diameter



Malcaester

The graceful lines of the Malcaester collection create a truly a stunning collection. Finishes of matte black with brushed nickel accents and white etched glass, or matte black with olde brass accents and white etched glass complete the design.



| A |



| B |




| C |



| D |

	Product	Bulbs/Wattage	W	H	Ceiling/Wall Plate
A	481F1-MB-OBR	(1) 100W-m	8"	14.5"	5.25" diameter
B	481F13-MB-OBR	(3) 60W-c	13"	12.25"	13" diameter
C	481F16-MB-OBR	(4) 60W-c	15.75"	12.25"	15.75" diameter
D	481SF15-MB-OBR	(4) 60W-c	15"	15"	5.25" diameter

Finish

 Matte Black,
 Olde Brass



| E |



| F |



| H |



| G |

	Product	Bulbs/Wattage	W	H	Overall-H	Chain/Rods Length	Wire Length	Ceiling/Wall Plate
E	481MP-MB-OBR	(1) 100W-m	8"	15.25"	99"	6x12" + 1x6" + 1x3" rods	110"	5.25" diameter
F	481P24-MB-OBR	(6) 60W-c	24"	21.5"	98.5"	72" chain	110"	5.25" diameter
G	481P30-MB-OBR	(8) 60W-c	30"	21.5"	98.5"	72" chain	110"	5.25" diameter
H	481P14-MB-OBR	(3) 60W-c	14"	24.75"	101.75"	72" chain	110"	5.25" diameter

Z-STUDIO Sconces

From our Z studio, these stylish detailed sconces, each available in several finishes, sure to add flair in any room in today's home.

Sophia



| A |



| B |



| C |



| D |

Ava



| E |



| F |



| G |



| H |

	Product	Bulbs/Wattage	L/ext.	W	H	Wall Plate
A	803-1S-BN	(1) 60W-c	6.75"	5.5"	20.25"	5" x 5"
B	803-1S-MB	(1) 60W-c	6.75"	5.5"	20.25"	5" x 5"
C	803-1S-PN	(1) 60W-c	6.75"	5.5"	20.25"	5" x 5"
D	803-1S-RB	(1) 60W-c	6.75"	5.5"	20.25"	5" x 5"

	Product	Bulbs/Wattage	L/ext.	W	H	Wall Plate
E	804-1S-BN	(1) 60W-c	7"	5.5"	25.5"	5" x 5"
F	804-1S-MB	(1) 60W-c	7"	5.5"	25.5"	5" x 5"
G	804-1S-PN	(1) 60W-c	7"	5.5"	25.5"	5" x 5"
H	804-1S-RB	(1) 60W-c	7"	5.5"	25.5"	5" x 5"



Mia



| A |



| B |



| C |



| D |

Emily



| E |



| F |



| G |



| H |

	Product	Bulbs/Wattage	L/ext.	W	H	Wall Plate
A	805-1S-BN	(1) 60W-c	7"	5.5"	24.5"	5" x 5"
B	805-1S-MB	(1) 60W-c	7"	5.5"	24.5"	5" x 5"
C	805-1S-PN	(1) 60W-c	7"	5.5"	24.5"	5" x 5"
D	805-1S-RB	(1) 60W-c	7"	5.5"	24.5"	5" x 5"

	Product	Bulbs/Wattage	L/ext.	W	H	Wall Plate
E	807-1S-BN	(1) 60W-c	6.75"	5.5"	26"	5" diameter
F	807-1S-MB	(1) 60W-c	6.75"	5.5"	26"	5" diameter
G	807-1S-PN	(1) 60W-c	6.75"	5.5"	26"	5" diameter
H	807-1S-RB	(1) 60W-c	6.75"	5.5"	26"	5" diameter

Z-STUDIO Sconces

From our Z studio, these stylish detailed sconces, each available in several finishes, sure to add flair in any room in today's home.

Mila



| A |



| B |



| C |



| D |

Ella



| E |



| F |



| G |



| H |

	Product	Bulbs/Wattage	L/ext.	W	H	Wall Plate
A	808-1S-BN	(1) 60W-c	7.25"	5.5"	19.5"	5" diameter
B	808-1S-MB	(1) 60W-c	7.25"	5.5"	19.5"	5" diameter
C	808-1S-PN	(1) 60W-c	7.25"	5.5"	19.5"	5" diameter
D	808-1S-RB	(1) 60W-c	7.25"	5.5"	19.5"	5" diameter

	Product	Bulbs/Wattage	L/ext.	W	H	Wall Plate
E	809-1S-BN	(1) 60W-c	6.75"	5"	15.5"	5" diameter
F	809-1S-MB	(1) 60W-c	6.75"	5"	15.5"	5" diameter
G	809-1S-PN	(1) 60W-c	6.75"	5"	15.5"	5" diameter
H	809-1S-RB	(1) 60W-c	6.75"	5"	15.5"	5" diameter



Avery



| A |



| B |



| C |



| D |

Camila



| E |



| F |



| G |



| H |


	Product	Bulbs/Wattage	L/ext.	W	H	Wall Plate
A	810-1S-BN	(1) 60W-c	7.25"	5.5"	19"	5" diameter
B	810-1S-MB	(1) 60W-c	7.25"	5.5"	19"	5" diameter
C	810-1S-PN	(1) 60W-c	7.25"	5.5"	19"	5" diameter
D	810-1S-RB	(1) 60W-c	7.25"	5.5"	19"	5" diameter

	Product	Bulbs/Wattage	L/ext.	W	H	Wall Plate
E	811-1S-BN	(1) 60W-c	7"	5.5"	26"	5" x 5"
F	811-1S-MB	(1) 60W-c	7"	5.5"	26"	5" x 5"
G	811-1S-PN	(1) 60W-c	7"	5.5"	26"	5" x 5"
H	811-1S-RB	(1) 60W-c	7"	5.5"	26"	5" x 5"

Z-STUDIO Sconces

Harper

From our Z studio, these stylish detailed sconces, each available in several finishes, sure to add flair in any room in today's home.



| A |



| B |



| C |




| D |

	Product	Bulbs/Wattage	L/ext.	W	H	Wall Plate
A	806-1S-BN	(1) 60W-m	8.5"	8"	12.25"	5" diameter
B	806-1S-MB	(1) 60W-m	8.5"	8"	12.25"	5" diameter
C	806-1S-PN	(1) 60W-m	8.5"	8"	12.25"	5" diameter
D	806-1S-RB	(1) 60W-m	8.5"	8"	12.25"	5" diameter

Arlington

Bold and thick framing define this three bulb flush mount. Finished in Matte Black, the fixture also has complimentary a matte opal glass shade, which create a soft yet modern look

Finish



Matte Black



| A |



| B |



| C |



| D |

Delaney

Vintage detailing and modern styling mix to create the Delaney collection. Clear drop glass shades are paired with vintage industrial detailing and finished in your choice of either Matte Black or Brushed Nickel.



| E |




| F |

Finish



Brushed Nickel

Finish



Matte Black

	Product	Bulbs/Wattage	W	H	Ceiling Plate
A	220F2-MB	(2) 60W-m	12.25"	6"	12.25" diameter
B	220F3-MB	(3) 60W-m	14"	6.5"	14" diameter
C	220SF3	(3) 100W-m	14.75"	11"	4.75" diameter
D	220SF3-MB	(3) 100W-m	14.75"	11"	4.75" diameter
E	471F1-BN	(1) 60W-m	5"	10.5"	5" diameter
F	471F1-MB	(1) 60W-m	5"	10.5"	5" diameter

Baden

Beautifully modern with a slight concaved lens surrounded by a stylish frame in chrome, brushed nickel or black. Baden is one vanity that brings a fresh touch to any washroom. Available in three sizes. These energy-efficient fixtures can be mounted horizontally or vertically.




| A |




| B |



| C |




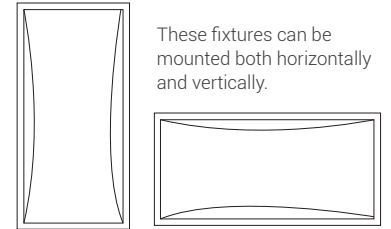
| D |




| E |



| F |



| G |



| H |



| I |



Color Temperature - **3000K**
 CRI (Color Rendering Index) **>90**
Replaceable components

	Product	Bulbs/Wattage	Source Lumens	Delivered Lumens	CCT	CRI	L/ext.	W	H	Ceiling/Wall Plate
A	1933-8BN-LED	(1) 8W-LED	567L	388L	3000K	>90	3.75"	10"	5"	4.75" x 11"
B	1933-8CH-LED	(1) 8W-LED	601L	422L	3000K	>90	3.75"	10"	5"	4.75" x 11"
C	1933-8MB-LED	(1) 8W-LED	544L	323L	3000K	>90	3.75"	10"	5"	4.75" x 11"
D	1933-24BN-LED	(2) 12W-LED	1596L	1045L	3000K	>90	3.75"	24"	5"	21" x 4.75"
E	1933-24CH-LED	(2) 12W-LED	1676L	1198L	3000K	>90	3.75"	24"	5"	21" x 4.75"
F	1933-24MB-LED	(2) 12W-LED	1477L	843L	3000K	>90	3.75"	24"	5"	21" x 4.75"
G	1933-46BN-LED	(2) 24W-LED	2723L	1922L	3000K	>90	3.75"	46"	5"	37" x 4.75"
H	1933-46CH-LED	(2) 24W-LED	2859L	2041L	3000K	>90	3.75"	46"	5"	37" x 4.75"
I	1933-46MB-LED	(2) 24W-LED	2431L	1619L	3000K	>90	3.75"	46"	5"	37" x 4.75"



Titania

Unique rectangular designs create the striking look of the Titania collection. Perfect for any transitional decor, the fixtures use unique contrasting finishes which include a Black frame with inner fittings of Brushed Nickel, or a Bronze frame with inner fittings of Olde Brass.




| A |




| B |



| C |



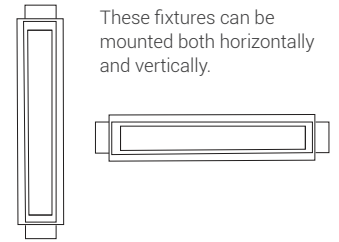
| D |



| E |



| F |



| G |



| H |



| I |

	Product	Available Finishes	Bulbs/Wattage	L/ext.	W	H	Ceiling/Wall Plate
A	454-1S-BK-BN	BK-BN, BK-CH, BK-OBR	(1) 100W-m	4.25"	4.75"	14"	4.75" x 11"
B	454-1S-BK-CH	BK-BN, BK-CH, BK-OBR	(1) 100W-m	4.25"	4.75"	14"	4.75" x 11"
C	454-1S-BRZ-OBR	BK-BN, BK-CH, BK-OBR	(1) 100W-m	4.25"	4.75"	14"	4.75" x 11"
D	454-2V-BK-BN	BK-BN, BK-CH, BK-OBR	(2) 100W-m	4.25"	24"	4.75"	21" x 4.75"
E	454-2V-BK-CH	BK-BN, BK-CH, BK-OBR	(2) 100W-m	4.25"	24"	4.75"	21" x 4.75"
F	454-2V-BRZ-OBR	BK-BN, BK-CH, BK-OBR	(2) 100W-m	4.25"	24"	4.75"	21" x 4.75"
G	454-4V-BK-BN	BK-BN, BK-CH, BK-OBR	(4) 100W-m	4.25"	40"	4.75"	37" x 4.75"
H	454-4V-BK-CH	BK-BN, BK-CH, BK-OBR	(4) 100W-m	4.25"	40"	4.75"	37" x 4.75"
I	454-4V-BRZ-OBR	BK-BN, BK-CH, BK-OBR	(4) 100W-m	4.25"	40"	4.75"	37" x 4.75"

Dover Street

Wonderfully stylish in its design, yet timeless and sophisticated in its appeal. The Dover Street series features a hand-blown herring bone pattern glass suspended by a rhombus shaped bar featuring design cuff details. Available in polished nickel or brushed nickel.

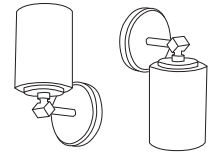


| A |

	Product	Bulbs/Wattage	L/ext.	W	H	Ceiling/Wall Plate Size
A	1934-1S-PN	(1) 100W-m	5.5"	4.7"	9.5"	4.75" diameter
B	1934-2V-PN	(2) 100W-m	5.5"	14.25"	9.75"	4.75" diameter
C	1934-3V-PN	(3) 100W-m	5.5"	24.5"	9.75"	4.75" diameter
D	1934-4V-PN	(4) 100W-m	5.5"	33"	9.75"	4.75" diameter
E	1934-5V-PN	(5) 100W-m	5.5"	42"	9.75"	4.75" diameter



| B |



These fixtures can be mounted facing up or down



| C |




| D |



| E |

Dover Street

Wonderfully stylish in its design, yet timeless and sophisticated in its appeal. The Dover Street series features a hand-blown herring bone pattern glass suspended by a rhombus shaped bar featuring design cuff details. Available in polished nickel or brushed nickel.



| A |



| B |



| C |

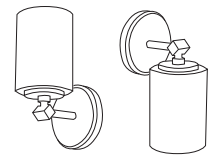


| D |



| E |

	Product	Bulbs/Wattage	L/ext.	W	H	Ceiling/Wall Plate Size
A	1934-1S-BN	(1) 100W-m	5.5"	4.7"	9.5"	4.75" diameter
B	1934-2V-BN	(2) 100W-m	5.5"	14.25"	9.75"	4.75" diameter
C	1934-3V-BN	(3) 100W-m	5.5"	24.5"	9.75"	4.75" diameter
D	1934-4V-BN	(4) 100W-m	5.5"	33"	9.75"	4.75" diameter
E	1934-5V-BN	(5) 100W-m	5.5"	42"	9.75"	4.75" diameter



These fixtures can be mounted facing up or down




Kube

Kube displays the abstract combination of round and square. Square and rectangular shapes frame the round globe bulbs of the Kube collection. Contrasting finishes of matte black and chrome, or matte black and brushed nickel complete the look to achieve a contemporary design.



| A |

Finish



Matte Black-
Brushed
Nickel

Finish



Matte Black-
Chrome
Nickel



| B |



These fixtures can be mounted both horizontally and vertically.



| C |



| D |



| E |



| F |

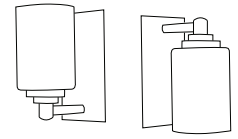
	Product	Bulbs/Wattage	L/ext.	W	H	Wall Plate Size
A	480-1S-MB-BN	(1) 60W-m	6.5"	5.75"	5.75"	5.5" x 5.5"
B	480-3V-MB-BN	(3) 60W-m	23.5"	6.5"	5.75"	20.5" x 5.5"
C	480-5V-MB-BN	(5) 60W-m	39.5"	6.5"	5.75"	36.25" x 5.5"
D	480-1S-MB-CH	(1) 60W-m	6.5"	5.75"	5.75"	5.5" x 5.5"
E	480-3V-MB-CH	(3) 60W-m	23.5"	6.5"	5.75"	20.5" x 5.5"
F	480-5V-MB-CH	(5) 60W-m	39.5"	6.5"	5.75"	36.25" x 5.5"

Soledad

The clean lines of the Soledad vanity collection use white opal glass shades on chrome or matte black full sized wall plates to create a contrasting design. The fixtures are available in 1 to 5 light and can be mounted facing up or down



	Product	Bulbs/Wattage	L/ext.	W	H	Ceiling/Wall Plate Size
A	485-1S-CH	(1) 100W-m	6"	4.5"	7.5"	4.5"W x 7.5"H
B	485-2V-CH	(2) 100W-m	6"	16.25"	7.5"	16.25"W x 4.5"H
C	485-3V-CH	(3) 100W-m	6"	23"	7.5"	23"W x 4.5"H
D	485-4V-CH	(4) 100W-m	6"	31.5"	7.5"	31.5"W x 4.5"H
E	485-5V-CH	(5) 100W-m	6"	38.75"	7.5"	38.75"W x 4.5"H



These fixtures can be mounted facing up or down



	Product	Bulbs/Wattage	L/ext.	W	H	Ceiling/Wall Plate Size
F	485-1S-MB	(1) 100W-m	6"	4.5"	7.5"	4.5"W x 7.5"H
G	485-2V-MB	(2) 100W-m	6"	16.25"	7.5"	16.25"W x 4.5"H
H	485-3V-MB	(3) 100W-m	6"	23"	7.5"	23"W x 4.5"H
I	485-4V-MB	(4) 100W-m	6"	31.5"	7.5"	31.5"W x 4.5"H
J	485-5V-MB	(5) 100W-m	6"	38.75"	7.5"	38.75"W x 4.5"H



Willow

Clean, graceful lines of the arms and glass shades define the Willow family. Matte Black fixtures and inner Matte Opal with Clear outer glass shades, create clean and unique designs.



| A |



| B |

	Product	Bulbs/Wattage	L/ext.	W	H	Overall-H	Chain/Rods Length	Wire Length	Ceiling/Wall Plate
A	426-9-MB	(9) 100W-m	---	31.25"	29.25"	103.5"	72" chain	110"	5.25" diameter
B	426-6-MB	(6) 100W-m	18.5"	35.25"	22.25"	96.5"	72" chain	110"	5.25" diameter



| C |



| E |



| F |

NEW



| D |



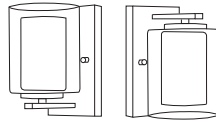
| G |



| H |

NEW

	Product	Bulbs/Wattage	W	H	Overall-H	Chain/Rods Length	Wire Length	Ceiling/Wall Plate
C	426-5-MB	(5) 100W-m	25.25"	22.25"	96.5"	72" chain	110"	5.25" diameter
D	426-3C-MB	(3) 100W-m	16"	17.5"	91.75"	72" chain	110"	5.25" diameter
E	426F12-MB	(2) 60W-m	12"	5"	---	---	---	12" diameter
F	426F12-BN	(2) 60W-m	12"	5"	---	---	---	12" diameter
G	426F16-MB	(3) 60W-m	16"	6.25"	---	---	---	16" diameter
H	426F16-BN	(3) 60W-m	16"	6.25"	---	---	---	16" diameter



These fixtures can be mounted facing up or down



	Product	Bulbs/Wattage	L/ext.	W	H	Chain/Rods Length	Wire Length	Ceiling/Wall Plate Size
I	426-1S-MB	(1) 100W-m	6"	4.5"	8"	---	---	4.5"W x 8"H
J	426-2V-MB	(2) 100W-m	6"	15"	7.75"	---	---	8"W x 4.5"H
K	426-3V-MB	(3) 100W-m	6"	24"	7.75"	---	---	8"W x 4.5"H
L	426-4V-MB	(4) 100W-m	6"	31.5"	7.75"	---	---	8"W x 4.5"H
M	426-5V-MB	(5) 100W-m	6"	40.5"	7.75"	---	---	8"W x 4.5"H
N	426MP-MB	(1) 100W-m	---	6.5"	54.25"	6x12" + 1x6" + 1x3" rods	110"	5.25" diameter

JOLIET

Long graceful arms combined with the large Bordeaux glass shades make the Joliet Collection a nod to the mid-century vibe. Available in four finishes, Brushed Nickel, Matte Black, Olde Brass and vanities in Chrome.



| A |



| B |



| C |

NEW



| D |

NEW



| E |

NEW

	Product	Bulbs/Wattage	W	H	Overall-H	Chain/Rods Length	Wire Length	Ceiling/Wall Plate
A	473-5BN	(5) 100W-m	25"	26"	103"	72" chain	110"	5.5" diameter
B	473-9BN	(9) 100W-m	31"	31.5"	108.5"	72" chain	110"	5.5" diameter
C	473P12-BN	(1) 100W-m	12"	16.25"	100"	5x12" + 1x6" + 1x3" rods	110"	5.5" diameter
D	473P9-BN	(1) 100W-m	9"	12.25"	96"	5x12" + 1x6" + 1x3" rods	110"	5.5" diameter
E	473MP-BN	(1) 100W-m	5.5"	7.5"	79.25"	5x12" + 1x6" + 1x3" rods	110"	5.5" diameter

Finish



Brushed Nickel



| F |

	Product	Bulbs/Wattage	L/ext.	W	H	Ceiling/Wall Plate Size
F	473-1S-BN	(1) 100W-m	6.5"	5"	9.5"	4.5" x 7"
G	473-2V-BN	(2) 100W-m	6.5"	15"	9.5"	7" x 4.5"
H	473-3V-BN	(3) 100W-m	6.5"	21.5"	9.5"	7" x 4.5"
I	473-4V-BN	(4) 100W-m	6.5"	30"	9.5"	7" x 4.5"
J	473-5V-BN	(5) 100W-m	6.5"	38"	9.5"	7" x 4.5"
K	473SF-BN	(3) 60W-c	---	15.75"	14"	5.5" diameter
L	473F1-BN	(1) 100W-m	---	5.5"	9.5"	5.5" diameter



| G |

These vanities can be mounted facing up or down



| H |



| K |



| I |



| L |



| J |

JOLIET

Long graceful arms combined with the large Bordeaux glass shades make the Joliet Collection a nod to the mid-century vibe. Available in four finishes, Brushed Nickel, Matte Black, Olde Brass and vanities in Chrome.



| A |



| B |



| C |



| D |



| E |

NEW

NEW

NEW

	Product	Bulbs/Wattage	W	H	Overall-H	Chain/Rods Length	Wire Length	Ceiling/Wall Plate
A	473-5MB	(5) 100W-m	25"	26"	103"	72" chain	110"	5.5" diameter
B	473-9MB	(9) 100W-m	31"	31.5"	108.5"	72" chain	110"	5.5" diameter
C	473P12-MB	(1) 100W-m	12"	16.25"	100"	5x12" + 1x6" + 1x3" rods	110"	5.5" diameter
D	473P9-MB	(1) 100W-m	9"	12.25"	96"	5x12" + 1x6" + 1x3" rods	110"	5.5" diameter
E	473MP-MB	(1) 100W-m	5.5"	7.5"	79.25"	5x12" + 1x6" + 1x3" rods	110"	5.5" diameter



| F |

	Product	Bulbs/Wattage	L/ext.	W	H	Ceiling/Wall Plate Size
F	473-1S-MB	(1) 100W-m	6.5"	5"	9.5"	4.5" x 7"
G	473-2V-MB	(2) 100W-m	6.5"	15"	9.5"	7" x 4.5"
H	473-3V-MB	(3) 100W-m	6.5"	21.5"	9.5"	7" x 4.5"
I	473-4V-MB	(4) 100W-m	6.5"	30"	9.5"	7" x 4.5"
J	473-5V-MB	(5) 100W-m	6.5"	38"	9.5"	7" x 4.5"
K	473SF-MB	(3) 60W-c	---	15.75"	14"	5.5" diameter
L	473F1-MB	(1) 100W-m	---	5.5"	9.5"	5.5" diameter

These vanities can be mounted facing up or down



| G |



| H |



| I |



| K |



| L |



| J |

JOLIET

Long graceful arms combined with the large Bordeaux glass shades make the Joliet Collection a nod to the mid-century vibe. Available in four finishes, Brushed Nickel, Matte Black, Olde Brass and vanities in Chrome.



| A |



| B |

NEW



| C |

NEW




| D |

NEW



| E |

	Product	Bulbs/Wattage	W	H	Overall-H	Chain/Rods Length	Wire Length	Ceiling/Wall Plate
A	473-5OBR	(5) 100W-m	25"	26"	103"	72" chain	110"	5.5" diameter
B	473-9OBR	(9) 100W-m	31"	31.5"	108.5"	72" chain	110"	5.5" diameter
C	473P12-OBR	(1) 100W-m	12"	16.25"	100"	5x12" + 1x6" + 1x3" rods	110"	5.5" diameter
D	473P9-OBR	(1) 100W-m	9"	12.25"	96"	5x12" + 1x6" + 1x3" rods	110"	5.5" diameter
E	473MP-OBR	(1) 100W-m	5.5"	7.5"	79.25"	5x12" + 1x6" + 1x3" rods	110"	5.5" diameter

Finish

 Olde Brass



| F |

	Product	Bulbs/Wattage	L/ext.	W	H	Ceiling/Wall Plate Size
F	473-1S-OBR	(1) 100W-m	6.5"	5"	9.5"	4.5" x 7"
G	473-2V-OBR	(2) 100W-m	6.5"	15"	9.5"	7" x 4.5"
H	473-3V-OBR	(3) 100W-m	6.5"	21.5"	9.5"	7" x 4.5"
I	473-4V-OBR	(4) 100W-m	6.5"	30"	9.5"	7" x 4.5"
J	473-5V-OBR	(5) 100W-m	6.5"	38"	9.5"	7" x 4.5"
K	473SF-OBR	(3) 60W-c	---	15.75"	14"	5.5" diameter
L	473F1-OBR	(1) 100W-m	---	5.5"	9.5"	5.5" diameter

These vanities can be mounted facing up or down



| G |



| H |



| I |



| J |

NEW



| K |



| L |



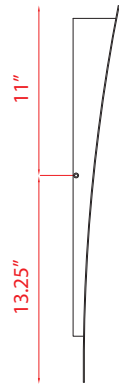
Landrum

The sleek aluminum frames of the Landrum collection create a modern contemporary exterior vibe. These energy saving LED fixtures are available as up lights or up/down lights and are finished in black

Finish

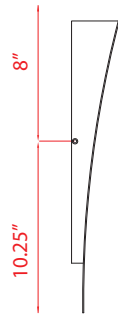


Black



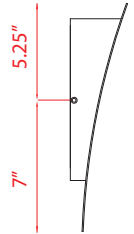
Back Plate measures:
4.5"W x 19.75"H

| A |



Back Plate measures:
4.5"W x 13.75"H

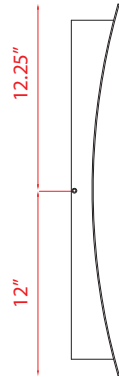
| B |



Back Plate measures:
4.5"W x 8"H

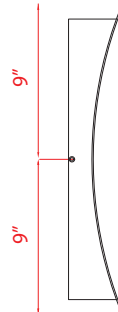
| C |

Fixtures A, B, C can NOT be mounted facing down



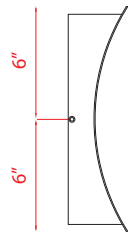
Back Plate measures:
4.5"W x 21.25"H

| D |



Back Plate measures:
4.5"W x 15.75"H

| E |



Back Plate measures:
4.5"W x 10.5"H

| F |

Fixtures D, E, F can be mounted facing up or down



Color Temperature - **2700K**
CRI (Color Rendering Index) **>90**
Replaceable components

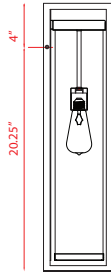
	Product	Source/Wattage	Source Lumens	Delivered Lumens	CCT	CRI	L/Ext.	W	H	Ceiling/Wall Plate
A	581B-BK-LED	(1) 10W LED	850	340	2700K	>90	3"	4.75"	24"	4.5"W x 19.75"H
B	581M-BK-LED	(1) 10W LED	850	370	2700K	>90	3"	4.75"	18"	4.5"W x 13.75"H
C	581S-BK-LED	(1) 8W LED	680	320	2700K	>90	3"	4.75"	12"	4.5"W x 8"H
D	582B-BK-LED	(2) 10W LED	1700	670	2700K	>90	3.25"	4.75"	24"	4.5"W x 21.25"H
E	582M-BK-LED	(2) 10W LED	1700	750	2700K	>90	3.25"	4.75"	18"	4.5"W x 15.75"H
F	582S-BK-LED	(2) 8W LED	1360	610	2700K	>90	3.25"	4.75"	12"	4.5"W x 10.5"H

Dunbroch

An even mix of modern and transitional elements makes the Dunbroch family of outdoor lighting the perfect choice for today's home. This aluminum fixture features a single, exposed bulb that appears to float within a clear glass tube. An open metal, rectangular cage completes the design enhancing its clean-lined look. Available in deep bronze with an outdoor brass interior accent or black.

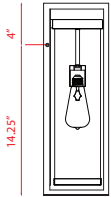


Black



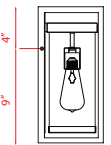
Back Plate measures:
8"W x 24.25"H

| A |



Back Plate measures:
8"W x 18.25"H

| B |



Back Plate measures:
8"W x 13"H

| C |



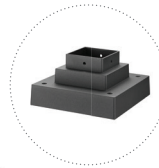
Fixtures "D" and "E"
are compatible
with 533PM-BK.



| D |



| E |



Fixtures "F" and "G"
are compatible
with SQPM-BK.



| F |



| G |



| H |




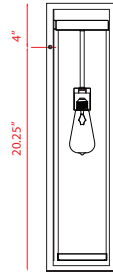
| I |

	Product	Bulbs/Wattage	L/Ext.	W	H	Overall H	Chain	Wire	Ceiling/Wall Plate Size
A	584B-BK	(1) 60W-m	6.25"	8"	24.25"	---	---	---	8"W x 24.25"H
B	584M-BK	(1) 60W-m	6.25"	8"	18.25"	---	---	---	8"W x 18.25"H
C	584S-BK	(1) 60W-m	6.25"	8"	13"	---	---	---	8"W x 13"H
D	584PHBR-BK	(1) 60W-m	---	8"	27.75"	---	---	---	---
E	584PHMR-BK	(1) 60W-m	---	8"	21.75"	---	---	---	---
F	584PHBS-BK	(1) 60W-m	---	8"	26.25"	---	---	---	---
G	584PHMS-BK	(1) 60W-m	---	8"	20.25"	---	---	---	---
H	584CHB-BK	(1) 60W-m	---	8"	26.75"	65.25"	36"	48"	4.5" diameter
I	584PHBS-536P-BK	(1) 60W-m	---	9.25"	120.25"	---	---	---	---

Dunbroch

An even mix of modern and transitional elements makes the Dunbroch family of outdoor lighting the perfect choice for today's home. This aluminum fixture features a single, exposed bulb that appears to float within a clear glass tube. An open metal, rectangular cage completes the design enhancing its clean-lined look. Available in deep bronze with an outdoor brass interior accent or black.

Finish

 Deep Bronze
 Outdoor Brass
 Brass



Back Plate measures:
 8"W x 24.25"H
 | A |



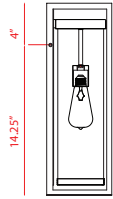
| D |



| E |



Fixtures "D" and "E" are compatible with 533PM-BK.



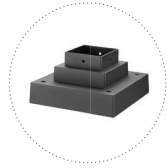
Back Plate measures:
 8"W x 18.25"H
 | B |



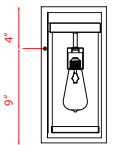
| F |



| G |



Fixtures "F" and "G" are compatible with SQPM-BK.



Back Plate measures:
 8"W x 13"H
 | C |



| H |

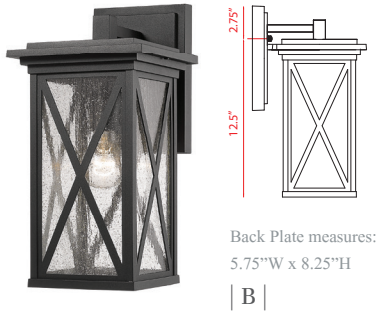
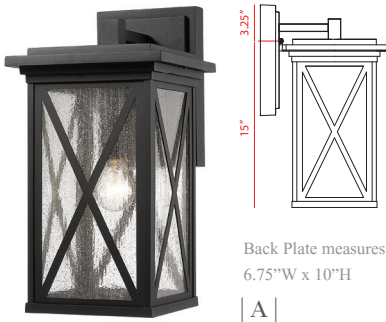


| I |

	Product	Bulbs/Wattage	L/Ext.	W	H	Overall H	Chain	Wire	Ceiling/Wall Plate Size
A	584B-DBZ-OBS	(1) 60W-m	6.25"	8"	24.25"	---	---	---	8"W x 24.25"H
B	584M-DBZ-OBS	(1) 60W-m	6.25"	8"	18.25"	---	---	---	8"W x 18.25"H
C	584S-DBZ-OBS	(1) 60W-m	6.25"	8"	13"	---	---	---	8"W x 13"H
D	584PHBR-DBZ-OBS	(1) 60W-m	---	8"	27.75"	---	---	---	---
E	584PHMR-DBZ-OBS	(1) 60W-m	---	8"	21.75"	---	---	---	---
F	584PHBS-DBZ-OBS	(1) 60W-m	---	8"	26.25"	---	---	---	---
G	584PHMS-DBZ-OBS	(1) 60W-m	---	8"	20.25"	---	---	---	---
H	584CHB-DBZ-OBS	(1) 60W-m	---	8"	26.75"	65.25"	36"	48"	4.5" diameter
I	584PHBR-567P-DBZ	(1) 60W-m	---	9"	101.5"	---	---	---	---

Brookside

The Brookside Outdoor Collection will be an attractive addition to any home's exterior, creating an updated look. The warm glow of this classic lantern finished in black, complemented with clear seeded glass has all the style you could want to welcome guests.



	Product	Bulbs/Wattage	L/Ext.	W	H	Overall H	Chain	Wire	Ceiling/Wall Plate Size
A	583B-BK	(1) 100W-m	11.5"	9.5"	18.25"	---	---	---	6.75"W x 10"H
B	583M-BK	(1) 100W-m	9"	7.25"	15.25"	---	---	---	5.75"W x 8.25"H
C	583S-BK	(1) 100W-m	7.25"	6"	12.25"	---	---	---	4.5"W x 5.5"H
D	583PHBR-BK	(1) 100W-m	---	9.5"	19.5"	---	---	---	---
E	583PHMR-BK	(1) 100W-m	---	7.5"	16.5"	---	---	---	---
F	583PHBS-BK	(1) 100W-m	---	9.5"	18.75"	---	---	---	---
G	583PHMS-BK	(1) 100W-m	---	7.5"	15.75"	---	---	---	---
H	583CHB-BK	(1) 100W-m	---	9.5"	17"	96"	72"	110"	5" diameter
I	583PHBS-536P-BK	(1) 100W-m	---	9.5"	112.75"	---	---	---	---

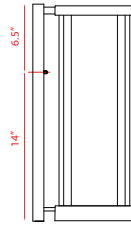
Glenwood

Sleek and modern, the open frame makes a stunning statement for your home. A cylindrical shade of clear glass casts a bright and radiant glow. Available in black finish.

Finish

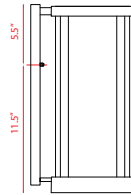


Black



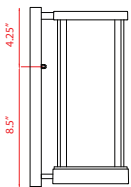
Back Plate measures:
5"W x 20.25"H

| A |



Back Plate measures:
5"W x 16"H

| B |



Back Plate measures:
4.5"W x 12.5"H

| C |




Fixtures "D" and "E"
are compatible
with 533PM-BK.



| D |



| E |



Fixtures "F" and "G"
are compatible
with SQPM-BK.



| F |



| G |



| H |



| I |

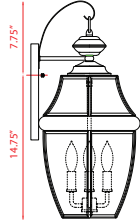
	Product	Bulbs/Wattage	L/Ext.	W	H	Overall H	Chain	Wire	Ceiling/Wall Plate Size
A	586B-BK	(1) 100W-m	9.5"	7.5"	20.25"	---	---	---	5"W x 20.25"H
B	586M-BK	(1) 100W-m	9.25"	7.5"	16.75"	---	---	---	5"W x 16"H
C	586S-BK	(1) 60W-m	7"	5.25"	12.5"	---	---	---	4.5"W x 12.5"H
D	586PHBR-BK	(1) 100W-m	---	7.5"	20"	---	---	---	---
E	586PHMR-BK	(1) 60W-m	---	5.5"	15"	---	---	---	---
F	586PHBS-BK	(1) 100W-m	---	7.5"	20"	---	---	---	---
G	586PHMS-BK	(1) 60W-m	---	5.5"	15"	---	---	---	---
H	586CHB-BK	(1) 100W-m	---	7.5"	22.25"	96"	72"	110"	5.25"
I	586PHBS-536P-BK	(1) 100W-m	---	9.25"	114"	---	---	---	---

Westover

Westover's sophisticated beauty showcases its stylish clear bent, beveled, bound glass. Constructed in brass with a black finish, this classic, traditional design is available in several sizes as well as wall, hanging and post mount.



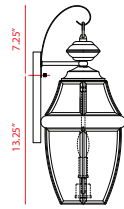
| A |



Back Plate measures:
4.75"W x 9.25"H



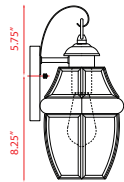
| B |



Back Plate measures:
4.75"W x 9.25"H



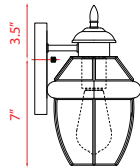
| C |



Back Plate measures:
4.75"W x 5.75"H



| D |



Back Plate measures:
4.75"W x 5.75"H



| E |



| F |



Fixtures "E" and "F" are compatible with 533PM-BK.



| G |



| H |



| I |

	Product	Bulbs/Wattage	L/Ext.	W	H	Overall H	Chain	Wire	Ceiling/Wall Plate Size
A	580B-BK	(3) 60W-c	11.25"	12.25"	22.25"	---	---	---	4.75"W x 9.25"H
B	580M-BK	(2) 60W-c	9.5"	10"	20.25"	---	---	---	4.75"W x 9.25"H
C	580S-BK	(1) 100W-m	7.5"	7.75"	13.75"	---	---	---	4.75"W x 5.75"H
D	580XS-BK	(1) 100W-m	7"	7.25"	10.5"	---	---	---	4.75"W x 5.75"H
E	580PHB-BK	(3) 60W-c	10.5"	12.25"	20.25"	---	---	---	---
F	580PHM-BK	(2) 60W-c	8.75"	10"	18.25"	---	---	---	---
G	580CHB-BK	(3) 60W-c	10.5"	12.25"	20.75"	98"	96"	110"	5" diameter
H	580CHM-BK	(2) 60W-c	8.75"	10"	18.75"	96"	96"	110"	5" diameter
I	580PHB-564P-BK	(3) 60W-c	10.5"	14.25"	102.25"	---	---	---	---

Roundhouse

In a world where everything classic is continually being rediscovered with fresh eyes, the Roundhouse collection of outdoor fixtures is crafted to replicate the lanterns of an old rail roundhouse. Circular Seedy glass panels are enclosed in a retro inspired frame finished in Black.

Finish

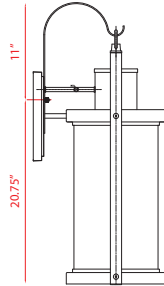


Black

Shade



Clear Seedy Glass



Back Plate measures:
5.75"W x 10"H

| A |



| D |



Fixture "B"
is compatible
with 533PM-BK.



Fixture "B"
is compatible
with 553PM-BK.

| B |



| C |

	Product	Bulbs/Wattage	L/Ext.	W	H	Overall-H	Chain Length	Wire Length	Ceiling/Wall Plate Size
A	569XL-BK	(1) 60W-m	15"	12"	31.75"	---	---	---	5.75"W x 10"H
B	569PHXL-BK	(1) 60W-m	11.25"	12"	31.25"	---	---	---	---
C	569CHXL-BK	(1) 60W-m	---	12"	28.25"	102.5"	72" chain	110"	5" diameter
D	569MP3-519P-BK	(3) 60W-m	21.75"	24"	114.5"	---	---	---	---

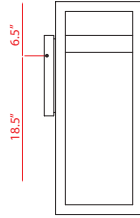
Lutrell

Sleek and contemporary describe the Lutrell collection of outdoor fixtures. It's minimalistic inspired, dual rectangular design shows that less is indeed sometimes more, finishes include Silver or Black. All fixtures include the latest in long life LED energy saving technology.

Finish



Black



Back Plate measures:
6"W x 9.5"H


| A |



| D |



| E |



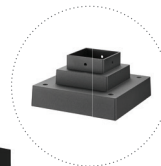
| B |



Fixture "B" is compatible with 553PM-BK.



| C |



Fixture "C" is compatible with SQPM-BK.



Color Temperature - **2700K**
CRI (Color Rendering Index) **>90**
Replaceable components

	Product	Source/Wattage	Source Lumens	Delivered Lumens	CCT	CRI	L/Ext.	W	H	Over-all H	Chain	Wire	Ceiling/Wall Plate
A	566XL-BK-LED	(1) 18W LED	1530	653	2700K	>90	11.5"	11.75"	24.75"	---	---	---	6"W x 9.5"H
B	566PHXLR-BK-LED	(1) 27W LED	2295	1120	2700K	>90	14.25"	11.75"	30.5"	---	---	---	---
C	566PHXLS-BK-LED	(1) 27W LED	2295	1110	2700K	>90	14.25"	11.75"	29"	---	---	---	---
D	566CHXL-BK-LED	(1) 27W LED	2295	1064	2700K	>90	14.25"	11.75"	29.5"	68"	36"	48"	4.5" square
E	566PHXLS-536P-BK-LED	(1) 27W LED	2295	1110	2700K	>90	14.25"	11.75"	123"	---	---	---	---

Barwick

The Barwick LED Outdoor Collection is a modern inspired design that is sure to impress. A modern cube suspended by a rectangular frame makes this outdoor fixture a perfect statement for your home. Solid, cast aluminum houses the LED light source for maintenance-free use for years to come. Available in black.

Finish

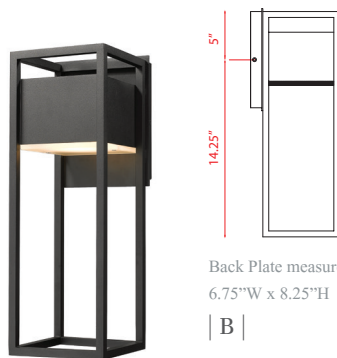


Black



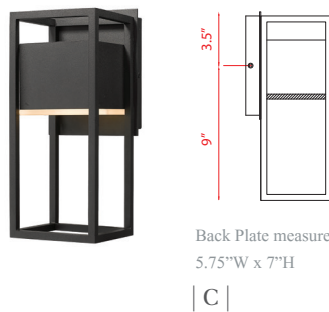
Back Plate measures:
7.75"W x 9.5"H

| A |



Back Plate measures:
6.75"W x 8.25"H

| B |



Back Plate measures:
5.75"W x 7"H

| C |



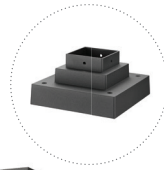
Fixtures "D" and "E"
are compatible
with 533PM-BK.



| D |



| E |



Fixtures "F" and "G"
are compatible
with SQPM-BK.



| F |



| G |



Color Temperature - 2700K
CRI (Color Rendering Index) >90
Replaceable components



| H |



| I |

	Product	Source/ Wattage	Source Lumens	Delivered Lumens	CCT	CRI	L/Ext.	W	H	Overall H	Chain	Wire	Ceiling/Wall Plate
A	585B-BK-LED	(1) 14W LED	1190	450	2700K	>90	7.75"	8"	24.5"	---	---	---	7.75"W x 9.5"H
B	585M-BK-LED	(1) 14W LED	1190	470	2700K	>90	7.25"	6.75"	18.25"	---	---	---	6.75"W x 8.25"H
C	585S-BK-LED	(1) 11W LED	935	300	2700K	>90	5.75"	5.75"	12.5"	---	---	---	5.75"W x 7"H
D	585PHBR-BK-LED	(1) 14W LED	1190	460	2700K	>90	---	7"	27"	---	---	---	---
E	585PHMR-BK-LED	(1) 14W LED	1190	500	2700K	>90	---	6.25"	21.25"	---	---	---	---
F	585PHBS-BK-LED	(1) 14W LED	1190	460	2700K	>90	---	7"	25.75"	---	---	---	---
G	585PHMS-BK-LED	(1) 14W LED	1190	480	2700K	>90	---	6.25"	19.75"	---	---	---	---
H	585CHB-BK-LED	(1) 14W LED	1190	500	2700K	>90	---	7"	26.75"	65.25"	36"	48"	4.5" square
I	585PHBS-536P-BK-LED	(1) 14W LED	1190	460	2700K	>90	---	9.25"	119.75"	---	---	---	---

INDEX

1933-24BN-LED.....	97	471F1-MB.....	95	478-5MB-BN.....	23
1933-24CH-LED.....	97	473-1S-BN.....	111	478-7BRZ-OBR.....	19
1933-24MB-LED.....	97	473-1S-MB.....	113	478-7MB-BN.....	23
1933-46BN-LED.....	97	473-1S-OBR.....	115	478F-BRZ-OBR.....	21
1933-46CH-LED.....	97	473-2V-BN.....	111	478F-MB-BN.....	25
1933-46MB-LED.....	97	473-2V-MB.....	113	478P11-BRZ-OBR.....	20
1933-8BN-LED.....	97	473-2V-OBR.....	115	478P11-MB-BN.....	24
1933-8CH-LED.....	97	473-3V-BN.....	111	478P24-BRZ-OBR.....	20
1933-8MB-LED.....	97	473-3V-MB.....	113	478P24-MB-BN.....	24
1934-1S-BN.....	101	473-3V-OBR.....	115	478P34-BRZ-OBR.....	20
1934-1S-PN.....	100	473-4V-BN.....	111	478P34-MB-BN.....	24
1934-2V-BN.....	101	473-4V-MB.....	113	478P44-BRZ-OBR.....	20
1934-2V-PN.....	100	473-4V-OBR.....	115	478P44-MB-BN.....	24
1934-3V-BN.....	101	473-5BN.....	110	479-10L-MB-BN.....	15
1934-3V-PN.....	100	473-5MB.....	112	479-10L-MB-OBR.....	17
1934-4V-BN.....	101	473-5OBR.....	114	479-12L-MB-BN.....	15
1934-4V-PN.....	100	473-5V-BN.....	111	479-12L-MB-OBR.....	17
1934-5V-BN.....	101	473-5V-MB.....	113	479-1S-MB-BN.....	14
1934-5V-PN.....	100	473-5V-OBR.....	115	479-1S-MB-OBR.....	16
1935-26BN.....	39	473-9BN.....	110	479-6MB-BN.....	14
1935-26IO.....	41	473-9MB.....	112	479-6MB-OBR.....	16
1935-32BN.....	39	473-9OBR.....	114	479-8MB-BN.....	14
1935-32IO.....	41	473F1-BN.....	111	479-8MB-OBR.....	16
1935MP-BN.....	39	473F1-MB.....	113	480-1S-MB-BN.....	103
1935MP-IO.....	41	473F1-OBR.....	115	480-1S-MB-CH.....	103
194-20BK-C.....	42	473MP-BN.....	110	480-3V-MB-BN.....	103
194-20G-C.....	42	473MP-MB.....	112	480-3V-MB-CH.....	103
194-20W-C.....	42	473MP-OBR.....	114	480-5V-MB-BN.....	103
194-24BK-C.....	43	473P12-BN.....	110	480-5V-MB-CH.....	103
194-24G-C.....	43	473P12-MB.....	112	481F13-MB-BN.....	86
194-24W-C.....	43	473P12-OBR.....	114	481F13-MB-OBR.....	88
220F2-MB.....	95	473P9-BN.....	110	481F16-MB-BN.....	86
220F3-MB.....	95	473P9-MB.....	112	481F16-MB-OBR.....	88
220SF3.....	95	473P9-OBR.....	114	481F1-MB-BN.....	86
220SF3-MB.....	95	473SF-BN.....	111	481F1-MB-OBR.....	88
4006-11L-PN.....	55	473SF-MB.....	113	481MP-MB-BN.....	87
4006-12PN.....	55	473SF-OBR.....	115	481MP-MB-OBR.....	89
4006-4PN.....	53	476MP-ROD-MB-BN.....	76	481P14-MB-BN.....	87
4006-8PN.....	54	476MP-ROD-MB-OBR.....	76	481P14-MB-OBR.....	89
4006-9PN.....	54	476P-ROD-MB-BN.....	76	481P24-MB-BN.....	87
4006F-PN.....	53	476P-ROD-MB-OBR.....	76	481P24-MB-OBR.....	89
4006S-PN.....	53	477-1S-MB-BN.....	85	481P30-MB-BN.....	87
4007-24AGBR.....	9	477-1S-MB-OBR.....	81	481P30-MB-OBR.....	89
4007-24MB.....	11	477-2V-MB-BN.....	85	481SF15-MB-BN.....	86
4007-32AGBR.....	9	477-2V-MB-OBR.....	81	481SF15-MB-OBR.....	88
4007-32MB.....	11	477-3SF-MB-BN.....	85	482-10L-MB.....	57
4007S-AGBR.....	9	477-3SF-MB-OBR.....	81	482-10L-OBR.....	61
4007S-MB.....	11	477-3V-MB-BN.....	85	482-12L-MB.....	57
426-1S-MB.....	109	477-3V-MB-OBR.....	81	482-12L-OBR.....	61
426-2V-MB.....	109	477-4MB-BN.....	84	482-16L-MB.....	57
426-3C-MB.....	108	477-4MB-OBR.....	80	482-16L-OBR.....	61
426-3V-MB.....	109	477-4V-MB-BN.....	85	482R-12MB.....	58
426-4V-MB.....	109	477-4V-MB-OBR.....	81	482R-12OBR.....	62
426-5-MB.....	108	477-5SF-MB-BN.....	85	482R-6MB.....	58
426-5V-MB.....	109	477-5SF-MB-OBR.....	81	482R-6OBR.....	62
426-6-MB.....	107	477-5V-MB-BN.....	85	482R-8MB.....	58
426-9-MB.....	107	477-5V-MB-OBR.....	81	482R-8OBR.....	62
426F12-BN.....	108	477-6MB-BN.....	83	482S-12MB.....	59
426F12-MB.....	108	477-6MB-OBR.....	79	482S-12OBR.....	63
426F16-BN.....	108	477-9MB-BN.....	83	482S-16MB.....	59
426F16-MB.....	108	477-9MB-OBR.....	79	482S-16OBR.....	63
426MP-MB.....	109	477P10-MB-BN.....	84	482S-8-20MB.....	59
454-1S-BK-BN.....	99	477P10-MB-OBR.....	80	482S-8-20OBR.....	63
454-1S-BK-CH.....	99	477P14-MB-BN.....	84	482S-8-26MB.....	59
454-1S-BRZ-OBR.....	99	477P14-MB-OBR.....	80	482S-8-26OBR.....	63
454-2V-BK-BN.....	99	478-3BRZ-OBR.....	19	485-1S-CH.....	104
454-2V-BK-CH.....	99	478-3L-BRZ-OBR.....	21	485-1S-MB.....	105
454-2V-BRZ-OBR.....	99	478-3L-MB-BN.....	25	485-2V-CH.....	104
454-4V-BK-BN.....	99	478-3MB-BN.....	23	485-2V-MB.....	105
454-4V-BK-CH.....	99	478-5BRZ-OBR.....	19	485-3V-CH.....	104
454-4V-BRZ-OBR.....	99	478-5L-BRZ-OBR.....	21	485-3V-MB.....	105
471F1-BN.....	95	478-5L-MB-BN.....	25	485-4V-CH.....	104

485-4V-MB	105	584PHBR-DBZ-OBS	119	728-9MB-HBR	35
485-5V-CH	104	584PHBS-536P-BK	118	728FL-MB-BN	32
485-5V-MB	105	584PHBS-BK	118	728FL-MB-HBR	36
486P10-3L-BN	73	584PHBS-DBZ-OBS	119	728MP-MB-BN	32
486P10-3L-OBR	75	584PHMR-BK	118	728MP-MB-HBR	36
486P10-3R-BN	73	584PHMR-DBZ-OBS	119	728P13-MB-BN	33
486P10-3R-OBR	75	584PHMS-BK	118	728P13-MB-HBR	37
486P10-BN	72	584PHMS-DBZ-OBS	119	728P8-MB-BN	32
486P10-OBR	75	584S-BK	118	728P8-MB-HBR	36
486P14-BN	72	584S-DBZ-OBS	119	728TL-MB-BN	32
486P14-OBR	75	585B-BK-LED	125	728TL-MB-HBR	36
487P10-BN	72	585CHB-BK-LED	125	730-11L-MB	13
487P14-BN	72	585M-BK-LED	125	730-13L-MB	13
488P12-BN	64	585PHBR-BK-LED	125	730-5MB	13
488P12-OBR	66	585PHBS-536P-BK-LED	125	730MP-MB	13
488P8-3L-BN	65	585PHBS-BK-LED	125	730P12-MB	13
488P8-3L-OBR	67	585PHMR-BK-LED	125	801-15L-WH	3
488P8-3R-BN	65	585PHMS-BK-LED	125	801-15-WH	3
488P8-3R-OBR	67	585S-BK-LED	125	801-5L-WH	3
488P8-BN	64	586B-BK	121	801-7L-WH	3
488P8-OBR	66	586CHB-BK	121	801MP-WH	3
489P12-BN	64	586M-BK	121	802-2S-CH	7
489P8-BN	64	586PHBR-BK	121	802-2S-MC	7
490P10-3L-BN	69	586PHBS-536P-BK	121	802-44L-MC	5
490P10-3L-OBR	71	586PHBS-BK	121	802-4V-CH	7
490P10-3R-BN	69	586PHMR-BK	121	802-4V-MC	7
490P10-3R-OBR	71	586PHMS-BK	121	802-56L-MC	5
490P10-BN	69	586S-BK	121	802-6V-CH	7
490P10-OBR	71	6010-12MB	28	802-6V-MC	7
490P14-BN	69	6010-20MB	28	802-7V-CH	7
490P14-OBR	71	6010-24MB	28	802-7V-MC	7
566CHXL-BK-LED	124	6010-2S-MB	29	802F16-MC	6
566PHXLR-BK-LED	124	6010-30CH	27	802MP-MC	6
566PHXLS-536P-BK-LED	124	6010-30HB	27	802P20-MC	6
566PHXLS-BK-LED	124	6010-30MB	28	802P24-MC	6
566XL-BK-LED	124	6010-42MB	29	803-1S-BN	90
569CHXL-BK	123	6010F12MB	29	803-1S-MB	90
569MP3-519P-BK	123	6010F15MB	29	803-1S-PN	90
569PHXL-BK	123	6010MP-MB	29	803-1S-RB	90
569XL-BK	123	621-1S-MB-FB	45	804-1S-BN	90
580B-BK	122	621-1S-MB-PN	49	804-1S-MB	90
580CHB-BK	122	621-2S-MB-FB	45	804-1S-PN	90
580CHM-BK	122	621-2S-MB-PN	49	804-1S-RB	90
580M-BK	122	621-3MB-FB	46	805-1S-BN	91
580PHB-564P-BK	122	621-3MB-PN	50	805-1S-MB	91
580PHB-BK	122	621-3SF-MB-FB	47	805-1S-PN	91
580PHM-BK	122	621-3SF-MB-PN	51	805-1S-RB	91
580S-BK	122	621-5L-MB-FB	47	806-1S-BN	94
580XS-BK	122	621-5L-MB-PN	51	806-1S-MB	94
581B-BK-LED	117	621-7L-MB-FB	45	806-1S-PN	94
581M-BK-LED	117	621-7L-MB-PN	49	806-1S-RB	94
581S-BK-LED	117	621-7MB-FB	47	807-1S-BN	91
582B-BK-LED	117	621-7MB-PN	51	807-1S-MB	91
582M-BK-LED	117	621-9MB-FB	46	807-1S-PN	91
582S-BK-LED	117	621-9MB-PN	50	807-1S-RB	91
583B-BK	120	621MP-MB-FB	46	808-1S-BN	92
583CHB-BK	120	621MP-MB-PN	50	808-1S-MB	92
583M-BK	120	726P18-MB+BN	77	808-1S-PN	92
583PHBR-BK	120	726P18-MB+HBR	77	808-1S-RB	92
583PHBS-536P-BK	120	726P18-MW+BN	77	809-1S-BN	92
583PHBS-BK	120	726P18-MW+HBR	77	809-1S-MB	92
583PHMR-BK	120	728-1S-MB-BN	33	809-1S-PN	92
583PHMS-BK	120	728-1S-MB-HBR	37	809-1S-RB	92
583S-BK	120	728-2S-MB-BN	33	810-1S-BN	93
584B-BK	118	728-2S-MB-HBR	37	810-1S-MB	93
584B-DBZ-OBS	119	728-3MB-BN	31	810-1S-PN	93
584CHB-BK	118	728-3MB-HBR	35	810-1S-RB	93
584CHB-DBZ-OBS	119	728-5MB-BN	31	811-1S-BN	93
584M-BK	118	728-5MB-HBR	35	811-1S-MB	93
584M-DBZ-OBS	119	728-6L-MB-BN	33	811-1S-PN	93
584PHBR-567P-DBZ	119	728-6L-MB-HBR	37	811-1S-RB	93
584PHBR-BK	118	728-9MB-BN	31		



85 South Edgeware Road, Unit #1,
St. Thomas, ON, Canada N5P 2H7
130 Eaton Drive, Shelbyville, TN
37160 TN, USA

Dallas Trademart Suite 4600

Phone: 800-681-9943 or 519-631-5300

Fax: 800-670-0409 or 519-631-5330

email: info@z-lite.com

web: www.z-lite.com